



Department of Families, Fairness and Housing Annual Report

2022–23

The department proudly acknowledges Victoria’s Aboriginal communities and their rich culture and pays respect to their Elders past and present.

We acknowledge Aboriginal people as Australia’s First Peoples and as the Traditional Owners and custodians of the land and water on which we rely.

We recognise and value the ongoing contribution of Aboriginal people and communities to Victorian life and how this enriches us.

We embrace the spirit of reconciliation, working towards the equality of outcomes and ensuring an equal voice.

To receive this publication in an accessible format, [email the department’s Corporate Reporting area](mailto:DFFHcorporate.reporting@dffh.vic.gov.au) <DFFHcorporate.reporting@dffh.vic.gov.au>.

Authorised and published by the Victorian Government, 1 Treasury Place, Melbourne.

© State of Victoria, Australia (Department of Family, Fairness and Housing), November 2023.



With the exception of any images, photographs or branding (including, but not limited to the Victorian Coat of Arms, the Victorian Government logo or the Department of Families, Fairness and Housing logo), this work, *Department of Families, Fairness and Housing Annual Report 2022–23*, is licensed under a Creative Commons Attribution 4.0 licence.

The terms and conditions of this licence, including disclaimer of warranties and limitation of liability are available at [Creative Commons Attribution 4.0 International](https://creativecommons.org/licenses/by/4.0/legalcode) <creativecommons.org/licenses/by/4.0/legalcode>.

You are free to reuse the work under that licence, on the condition that you credit the State of Victoria, Australia (Department of Families, Fairness and Housing) as the author and/or owner of the work, indicate if any changes have been made to the work and comply with the other licence terms.

In this document, ‘Aboriginal’ refers to both Aboriginal and Torres Strait Islander people. ‘Indigenous’ or ‘Koori/Koorie’ is retained when part of the title of a report, program or quotation.

ISSN 2653-1976 – Online (pdf/word) (2307524)

Available at [Department of Families, Fairness and Housing annual reports](https://www.dffh.vic.gov.au/publications/annual-reports-department-families-fairness-housing)

<www.dffh.vic.gov.au/publications/annual-reports-department-families-fairness-housing>.

Responsible body's declaration

The Hon Lizzie Blandthorn MP

Coordinating Minister
Minister for Child Protection and Family Services
Minister for Disability, Ageing and Carers

The Hon Colin Brooks MP

Minister for Housing
Minister for Multicultural Affairs

The Hon Natalie Hutchins MP

Minister for Women

The Hon Harriet Shing MP

Minister for Equality

The Hon Ros Spence MP


Minister for Prevention of Family Violence

The Hon Natalie Suleyman MP

Minister for Veterans
Minister for Youth

Dear Ministers

In accordance with the *Financial Management Act 1994*, I am pleased to present the Department of Families, Fairness and Housing Annual Report for the year ending 30 June 2023.



Peta McCammon

Secretary
Department of Families, Fairness and Housing

13 November 2023

Contents

Responsible body's declaration	3
Section 1: About the department	6
Secretary's foreword	6
Our vision	8
Our mission	8
Our values	8
Purpose and functions	9
The department's ministers	13
The department's senior executives	15
Leadership charter	18
Organisational structure as at 30 June 2023	19
Committee structure	21
Section 2: Year in review	23
Departmental objectives, outputs and indicators	23
Progress towards achieving departmental objectives	25
Performance against output performance measures	50
Discontinued output performance measure	63
Departmental financial summary	64
Budget portfolio outcomes	65
Capital projects/asset investment programs	67
Section 3: Our workforce	68
Public sector values and employment principles	68
Workforce inclusion policy	70
Comparative workforce data	75
Executive data	78
Employee health, safety and wellbeing	80
Section 4: Other disclosures	84
Local Jobs First	84
Competitive neutrality policy	86

Consultancy expenditure	87
Disclosure of major contracts	90
Disclosure of grants and transfer payments	90
Social procurement framework	90
Government advertising expenditure	92
Compliance with the Building Act	93
Compliance with the Public Interest Disclosures Act	94
Compliance with the Carers Recognition Act	95
Compliance with the Disability Act and the Children, Youth and Families Act	96
Disclosure of emergency procurement	98
Compliance with <i>DataVic access policy</i>	98
Social housing dwelling stock	99
Information and communication technology expenditure	100
Freedom of information	100
Environmental performance and impacts	101
Financial Management Compliance Attestation Statement	113
Section 5: Financial statements for the financial year ended 30 June 2023	114
Section 6: Appendices	194
Appendix 1: Budget portfolio outcomes	194
Appendix 2: Homes Victoria	199
Appendix 3: Grants and transfer payments	203
Additional departmental information available on request	234
Disclosure index	235

Section 1: About the department

Secretary's foreword



I proudly acknowledge the Traditional Owners of the lands across Victoria. I pay my respects to all First Peoples, including their Elders past and present.

On behalf of the Department of Families, Fairness and Housing, I am privileged to present the 2022–23 annual report.

What you will read in the following pages speaks to our work on the ground. Our work keeps children safe and families strong. It provides safe and affordable housing. And it supports the wellbeing and safety of all Victorians.

Our department serves the most at-risk people in our community, and we do this by listening to and engaging with them.

In 2022–23, we established the Aboriginal Self-Determination and Outcomes Division within the department to improve outcomes for Aboriginal Victorians. In addition, our work with the Yoorrook Justice Commission shows that we have made progress. However, there is still more to do, and we need to work differently.

We want to be open, transparent and truthful about where we have failed. At the same time, we acknowledge that our workforce wants to help and do good work.

This report provides insights into our key outcomes and achievements over the past year, including:


- > delivering more social and affordable housing for Victorians, with 7,600 residences under construction and 3,000 homes completed as part of the Big Housing Build. The Big Housing Build includes 12,000 homes, with 1,000 for victim survivors of family violence
- > supporting 190,000 Victorians, including 81,000 children through the completion of our statewide rollout of The Orange Door network. The network provides family violence support for children and families across 18 primary premises and 19 access sites
- > funding 17 family violence prevention grant programs, totalling 95 individual projects across multiple settings and communities
- > training over 13,000 workers in the adult victim survivor Multi-Agency Risk Assessment and Management (MARAM) Practice Guides and Family Violence Information Sharing Scheme
- > delivering a \$42 million social recovery program following the October 2022 flood event in Victoria. As of 1 August 2023, the department has processed \$35.33 million in hardship payments
- > investing more than \$9 million in grants funding to more than 700 multicultural community organisations to help them maintain, upgrade and build their community infrastructure and celebrate festivals and events
- > beginning the development of the Free Pads and Tampons in Public Places program, which will provide free pads and tampons at up to 700 public sites across Victoria

- > passing the *Disability and Social Services Regulation Amendment Act 2023*. This Act strengthens rights, protections and safeguards for people with disability in Victoria
- > delivering *Our promise, your future: Victoria's youth strategy 2022–2027*. The strategy provides a comprehensive plan for how government and communities can work together to better support and empower young people
- > developing *Our equal state: Victoria's gender equality strategy and action plan 2023–2027*. This embeds shared responsibility for gender equality across government
- > passing the *Children and Health Legislation Amendment (Statement of Recognition, Aboriginal Self-determination and Other Matters) Act 2023*, which passed Parliament on 20 June 2023. This Act further embeds self-determination and cultural considerations in the children and families system
- > partnering with Service Victoria to launch Veterans Card Victoria providing a range of discount offers in recognition of veterans' service; as well as launching a digital card option for the existing Seniors Card.

We are proud of these achievements. We also continue the task of large-scale reform across all our work. We want to make sure all our programs, policies and services are inclusive and intersectional.

The foundation for our work is a positive, fair and inclusive workplace that reflects the diversity of all Victorians. Over the past few months, I have witnessed the dedication of our people and our partners. Our successes are a testament to this connection and collaboration.

I am proud to lead the department and its people through this critical work. In working together, we can overcome challenges, create opportunities and build a fairer and safer Victoria.



Peta McCammon

Secretary

Department of Families, Fairness and Housing

Our vision

Empowering communities to build a fairer and safer Victoria.

Our mission

The department's mission is to support the wellbeing and safety of all Victorians so that they can live a life they value.

The department contributes to a stronger, fairer, better Victoria by developing and delivering policies, programs and services that support, protect and enhance the health, wellbeing and safety of all Victorians.

The department promotes excellence in government service delivery and reform.

Our values

Our values describe what we stand for at the department, how we make decisions and how we expect each other to behave.



We are responsive

- > We provide frank, impartial and timely advice to the Victorian Government.
- > We provide high-quality services to the Victorian community.
- > We identify and promote best practice.



We have integrity

- > We are honest, open and transparent in our dealings.
- > We use powers responsibly.
- > We report improper conduct.
- > We avoid any real or apparent conflicts of interest.
- > We strive to earn and sustain public trust.



We are impartial

- > We make decisions and provide advice on merit and without bias, caprice, favouritism or self-interest.
- > We act fairly by objectively considering all relevant facts and fair criteria.
- > We implement Victorian Government policies and programs equitably.



We show respect

- > We show respect for colleagues, other public officials and members of the Victorian community.
- > We treat our colleagues, other public officials and members of the Victorian community fairly and objectively.
- > We ensure freedom from discrimination, harassment and bullying.
- > We use colleagues, other public officials and members of the Victorian community's views to improve outcomes on an ongoing basis.



We are accountable

- > We work to clear objectives in a transparent manner.
- > We accept responsibility for our decisions and actions.
- > We seek to achieve the best use of resources.
- > We submit ourselves to appropriate scrutiny.



We lead

- > We actively implement, promote and support these values.



We respect human rights

- > We respect and promote the human rights set out in the Victorian Charter of Human Rights.
- > We make decisions and provide advice consistent with human rights.
- > We actively implement, promote and support human rights.

Purpose and functions

Our functions

Children and families

The department is responsible for the delivery and oversight of the children and families service system that helps children, young people and families have better lives. This includes the direct delivery of statutory child protection services family support and parenting services, care services and specialist support services, young people leaving care and Aboriginal children and families.

The department, through the design and implementation of legislation, policies, programs and practical advice provides stewardship and oversight of the children and families system. We are very serious about our work with communities, the child and family services sector, people with lived experience and across government. We want to achieve real change through the *Roadmap for reform: strong families, safe children*.

We have four main goals:

- > make sure that Aboriginal children and families are not overrepresented in child protection and care services
- > make sure fewer children are reported and re-reported to child protection
- > make sure fewer children need to go into care, especially Aboriginal children and young people
- > make things better overall for children, young people, families and carers.

The department is also listening to the people who use our services through the *Client voice framework*. We want to make sure everyone's voice is heard and that the changes we make are really helping the people who use our services.

We are fully committed to *Wungurilwil Gapgapduir: Aboriginal Children and Families Agreement*.

The agreement aims to ensure Aboriginal children can grow up healthily in strong and culturally rich Aboriginal families and communities. We will be guided by Aboriginal people and communities, the recommendations in the Yoorrook Justice Commission's *Critical issues report* and the results of future Treaty discussion.

Housing

Homes Victoria sits within the department and works closely with industry and the social housing sector to manage and grow social housing in Victoria. Their vision is to deliver more homes for more Victorians. We want to support all Victorians to have access to safe, secure and affordable housing.

Homes Victoria manages social housing and homelessness in Victoria.

Our main goals are to:

- > help Victorians live in diverse, well-connected communities. We want to make sure everyone gets the housing supports they need to do well
- > make sure Aboriginal people can design and deliver their own housing responses
- > support more people into safe, secure homes by making social housing more available. In particular, this involves the \$5.3 billion Big Housing Build infrastructure program and \$496 million Commonwealth Social Housing Accelerator Payment infrastructure programs
- > make public housing better by providing good quality homes that match people's needs. This includes managing \$34.6 billion in housing assets that currently house more than 116,000 Victorians
- > make it easier for people with low and medium incomes to find good homes that they can afford.

Homes Victoria works closely with the department's Community Operations and Practice Leadership division to improve Victoria's public housing system. We want to give renters a better experience by providing good customer service and homes that are safe, modern, energy-efficient and comfortable. Homes Victoria and Community Operations and Practice Leadership also delivered \$400 million of homelessness and family violence activities and services.

Homes Victoria will deliver more than 16,000 new social and affordable homes through the Big Housing Build and other programs.

Prevention of family violence

The department is working towards a Victoria free from family violence. This work is guided by *Ending family violence: Victoria's 10-year plan for change*.

To prevent family violence and violence against women, we deliver innovative primary prevention programs in places where Victorians live, work, learn and socialise. We do this work in close partnership with the state's dedicated prevention agency, Respect Victoria, which delivers population-wide campaigns and a diverse range of community organisations. Together, we are building evidence of what works to prevent violence.

When people use family violence, we work with the justice system to hold them accountable and support them to change their behaviour.

For those who are harmed by family violence and sexual assault, we partner with a diverse range of family violence and sexual assault services so that those victim survivors can access the support they need to be safe and build a secure future. This includes children and young people.

To support this work, we have established a statewide family violence system that includes The Orange Door network, 24/7 crisis support, case management support, crisis accommodation, therapeutic services and flexible support for victim survivors. It also includes flagship information sharing reforms such as the MARAM framework and the Central Information Point. We are implementing a range of actions to make sure the family violence system has enough workers with the right skills to this work.

Consistent with self-determination, we partner with Aboriginal Community-Controlled Organisations through the *Dhek Dja: Safe our way* partnership agreement to prevent and respond to family violence against Aboriginal people.

Lived experience is at the heart of all that we do and our work is informed by the expertise of victim survivors, including through the advice of the Victim Survivors Advisory Council.

Disability

The department works closely with people with disability, their families and carers to make sure everyone is included and can do the things they want to. We team up with the Victorian Disability Advisory Council and other groups to ensure

government policies, programs and services include everyone.

We are responsible for executing the state disability plan called *Inclusive Victoria: state disability plan 2022–2026*. We developed it together with people with disability, including the Victorian Disability Advisory Council.

The plan sets out six systemic reforms and 175 actions. The actions aim to improve life for people with disability, including their health, mental health and wellbeing, housing, community and online participation, education, employment and safety.

We are in charge of the whole-of-government *Victorian autism plan*. This plan was released in December 2019 in response to the Parliamentary Inquiry into Services for People with Autism Spectrum Disorder.

We deliver the Victorian Disability Advocacy Program. This program helps people with disabilities advocate for themselves and for systemic change. We also contribute to the National Disability Insurance Scheme (NDIS), which helps people with disabilities get the support they need.

We deliver the Forensic Disability Program under the *Disability Act 2006*. This program helps people with cognitive disability who are in the criminal justice system. It helps them get the support they need so they can be part of the community and stay safe.

We operate Victoria's largest portfolio of Specialist Disability Accommodation providing homes to nearly 3,000 Victorians with disability.

Communities

The department helps everyone in Victoria to be a part of their communities and do well. We encourage people to join in by volunteering and being part of community places like neighbourhood houses and men's sheds.

These programs help all kinds of Victorians, without exception, to be active in their communities. This makes communities strong, resilient and connected, and it makes people healthier and happier.

Victorians experiencing social and economic exclusion can also get help through our programs. We provide the concessions program, food relief and financial capability programs. We also help asylum seekers to access services.

Seniors

The department supports older Victorians and their carers to have healthy lives. We deliver the Seniors Card and Companion Card. We also run the Victorian Seniors Festival each year, and we provide advice and funding for seniors' programs and participation.

We have several elder abuse prevention and response programs. These help us to understand and identify elder abuse. They also support local action to stop it from happening.

We work together with several government and non-government organisations. We have governance groups and we engage with project partners. These activities inform our work.

Carers

The department values the important role of Victoria's unpaid carers. Carers are those who care for a family member, friend or partner with support needs.

Our work aims to boost the health and wellbeing of carers. We also want to give carers better life choices and opportunities. This work includes the Carer Card and the Victorian Support for Carers. It also involves making sure we are meeting the priorities set out in the whole-of-government *Victorian carer strategy*.

We work in partnership with community organisations and government departments to help carers. We use advisory groups and other methods to make sure people with lived experience of caring have a say on the policies and programs that affect them.

Emergency management

The department works to minimise the impact of emergencies in Victoria. This includes supporting people most at risk during emergencies.

We have specific roles and responsibilities under the *State emergency management plan*.

These include:

- > coordinating relief services at the regional level
- > delivering hardship payments to people who need immediate help and for people on lower incomes to re-establish uninsured homes
- > coordinating housing, accommodation and psychosocial supports

- > supporting Emergency Recovery Victoria to coordinate whole-of-government relief and recovery public information and communication.

Youth

The department shapes policies, programs and services for young Victorians aged 12–25. It aims to give them a say about the things that are important to them and their futures.

We work closely with other portfolios to:

- > improve young people's health and wellbeing, education, training, skills development and career pathways
- > boost young people's participation in community and civic life
- > address youth disengagement from family, education and training, employment and community.

Our work with young people is designed with and led by young people, including the Victorian Youth Congress. This includes universal programs to empower and protect young people, and targeted programs for young people who are disengaged.

We also aim to influence policy, program and service delivery and investment in the things that are important for young people.

Multicultural communities

The department celebrates Victoria's vibrant multicultural and multifaith communities as one of our state's key strengths. We aim to ensure the Victorian Government's strategies, policies and programs respond to the hopes, aspirations and needs of Victoria's culturally diverse communities.

The department supports fairness and inclusion in a range of ways. This includes:

- > addressing racism and discrimination
- > promoting positive settlement and support for migrants, refugees and new and emerging communities
- > improving access for multicultural communities to government services
- > providing grants to community organisations to share, preserve and celebrate their rich cultures and traditions.

The department also works closely with the Victorian Multicultural Commission. Together, we take a coordinated, whole-of-government approach to creating long-term, community-wide change.

Women

The department works towards gender equality. We want Victoria to be a safe and equal society.

We deliver the Victorian Government's gender equality strategy, *Our equal state*. We do this through:

- > structural policy reforms
- > providing grant funding to community organisations to promote gender equality
- > delivering programs to increase women's leadership and representation, economic participation, wellbeing and safety.

We work closely with the Commission for Gender Equality in the Public Sector. The commission implements the *Gender Equality Act 2020*. Together, we aim to take a coordinated, whole-of-government approach to advancing gender equality.

Veterans

The department honours the contribution of the ex-service community. We support service organisations that help veterans and their families.

We work closely with the Shrine of Remembrance and ex-service organisations to deliver major commemorative and education programs.

We also provide grants to community organisations for capital works, commemoration and education projects, war memorial restoration and programs that provide welfare support for veterans and their families.

We support the Victorian Veterans Council. We work across government to help veterans stay healthy and access the services they need.

LGBTIQ+ equality

The department champions diversity and inclusion for LGBTIQ+ communities. We develop whole-of-government advice, policy and programs that improve life for LGBTIQ+ Victorians and provide LGBTIQ+ Victorians with a voice in the heart of government.

We provide advice and leadership on LGBTIQ+ inclusive practices. We also aim to boost the capacity of LGBTIQ+ community organisations.

We look at ways the government can do things differently to include LGBTIQ+ people. We ensure that LGBTIQ+ Victorians have a say about the policies and programs that affect them. We also support community organisations to raise the profile of LGBTIQ+ Victorians.

We work closely with the Commissioner for LGBTIQ+ Communities. Together, we aim to provide a coordinated, whole-of-government approach to supporting LGBTIQ+ communities.

The department's ministers



The Hon Lizzie Blandthorn MP

Coordinating Minister for the Department of Families, Fairness and Housing

Minister for Child Protection and Family Services

Minister for Disability, Ageing and Carers

Minister Blandthorn has held the positions of Minister for Child Protection and Family Services and Minister for Disability, Ageing and Carers since December 2022.

The Hon. Colin Brooks MP previously held the positions of Minister for Child Protection and Family Services and Minister for Disability, Ageing and Carers.

Minister Blandthorn previously held the position of Minister for Planning between July 2022 and December 2022.



The Hon Colin Brooks MP

Minister for Housing

Minister for Multicultural Affairs

Minister Brooks has held the positions of Minister for Housing and Minister for Multicultural Affairs since December 2022.

The Minister for Housing position was previously held by The Hon. Danny Pearson MP. The Minister for Multicultural Affairs position was previously held by the Hon. Ros Spence MP.

Minister Brooks previously held the position of Minister for Child Protection and Family Services and Minister for Disability, Ageing and Carers between July 2022 and December 2022.



The Hon Natalie Hutchins MP

Minister for Women

Minister Hutchins has held the position of Minister for Women since July 2022. Minister Hutchins also serves as the Minister for Education.



The Hon Harriet Shing MP

Minister for Equality

Minister Shing has held the position of Minister for Equality since July 2022. Minister Shing is also the Minister for Water and Minister for Regional Development.

Minister Shing previously held the position of Minister for Commonwealth Games Legacy between December 2022 and July 2023.



The Hon Ros Spence MP

Minister for Prevention of Family Violence

Minister Spence is the Minister for Prevention of Family Violence and has held the position since June 2022. Minister Spence is also the Minister for Community Sport and the Minister for Suburban Development.

The Hon. Ros Spence MP also held the positions of Minister for Multicultural Affairs and Minister for Youth between July 2022 and December 2022.



The Hon Natalie Suleyman

Minister for Veterans

Minister for Youth

Minister Suleyman has held the positions of Minister for Veterans and Minister for Youth since December 2022. Minister Suleyman is also the Minister for Small Business.

The Hon. Shaun Leane MP previously held the position of Minister for Veterans between July 2022 and December 2022. The Hon. Ros Spence MP previously held the position of Minister for Youth between July 2022 and December 2022.

The department's senior executives

Peta McCammon

Secretary

Peta has built a successful career over the last 20 years in the Victorian Public Service. Currently the Secretary at the Department of Families, Fairness and Housing, Peta was previously at the Department of Justice and Community Safety working as Associate Secretary responsible for policy areas such as Youth Justice and service delivery reform, as well as other key internal functions.

Previous to this, Peta was Deputy Secretary of Service Delivery Reform, Coordination and Workplace Safety Division. Her Victorian Public Service career has also included senior roles at the Department of Premier and Cabinet, the Department of Treasury and Finance and the then Department of Human Services.

Peta is committed to social policy reform and has led reforms in family violence and the implementation of the 227 Royal Commission recommendations, mental health, and the National Disability Insurance Scheme.

Argiri Alisandratos

Associate Secretary

Argiri was Associate Secretary from August 2022 to 30 June 2023.

Argiri has driven transformative changes within the department, holding several key senior leadership roles, with his most recent roles including Deputy Secretary Children and Families Reform, Deputy Secretary South Division, and Chief Operations Transformation Officer.

Under Argiri's direction, the department has embarked on significant reforms including the transformation of the state's child and family services system under the Victorian Government's Roadmap for Reform agenda. Argiri has also played a key leadership role in streamlining the implementation and resourcing of the strategic direction for disability, NDIS, participation, and inclusion functions within the department.

Argiri returned to his role as Deputy Secretary, Disability, Communities and Emergency Management in July 2023.

Raylene Harradine

Deputy Secretary – Aboriginal Self-Determination and Outcomes

Raylene joined Aboriginal Self-Determination and Outcomes in late 2022 as Deputy Secretary. Raylene brings deep experience from the Aboriginal Justice Forum system reforms and the prevention of family violence portfolio, as well as other skills and experience.

Annette Lancy

Acting Deputy Secretary – Children and Families

Annette was appointed Acting Deputy Secretary in August 2022 and oversees the design and implementation of legislation, policies, programs and practice reforms across the Child Protection and Family Services portfolio, including care services.

Annette led design and implementation of family violence system reform at Family Safety Victoria before leading the department's COVID-19 preparedness and response work for the community services sector.

Annette was appointed Deputy Secretary in August 2023.

Danny O'Kelly

Deputy Secretary – Community Operations and Practice Leadership

Danny was appointed Deputy Secretary, Community Operations and Practice Leadership in August 2022.

Danny oversees operations across the department, including child protection, public housing and broader sector service delivery. Danny also provides operational and practice leadership, management of critical incidents and child safety, and monitoring of statewide service delivery standards and performance.

Anne Congleton

Deputy Secretary – North Division

Anne was appointed Deputy Secretary North Division in late 2018. Anne has held senior executive roles across operational service delivery, central office policy and program areas and corporate resource management.

Anne oversees four areas (North East Melbourne, Hume-Merribek, Loddon and Mallee) and two branches that deliver services through child protection, housing, emergency management, disability and other services and stewards the broader funded community services sector.

Kathleen Alonso

Deputy Secretary – South Division

Kathleen was appointed to the role of Deputy Secretary of the South Division in November 2022, following seven years as Executive Director overseeing an operational Area.

Kathleen oversees the department's work across the four diverse areas in the South (Bayside Peninsula, Southern Melbourne, Inner Gippsland and Outer Gippsland). Each of these has unique demography, geography and communities, including many First Nations communities.

Jenny Litsas

Deputy Secretary – East Division

Jenny was appointed Deputy Secretary of the East Division in November 2022. She is responsible for the delivery of services including child protection, housing, emergency management, as well as the broader funded community services section within four geographical areas across the north-east of Victoria.

Before her appointment as Deputy Secretary, Jenny was Executive Director for the Southern Melbourne Area. She also held senior executive roles across the department in housing and homelessness programs and leading significant reform.

Paul Smith

Deputy Secretary – West Division

Paul has worked as the Deputy Secretary of West Division since 2015. Paul lives on Dja Dja Wurrung country and primarily works on Wurundjeri and Wadawurrung country.

Paul oversees five regional areas and two branches that deliver services through Child Protection, housing, emergency management, disability, and other services and stewards the broader funded community services sector.

Nicola Quin

Deputy Secretary – Corporate and Delivery Services

Nicola was appointed Deputy Secretary Corporate and Delivery Services in December 2022. Nicola oversees the delivery of key enabling services across the department and ministerial offices, including finance, human resources, legal services, information technology, accommodation as well as Cabinet and executive services.

Nicola is an experienced executive in both government and not-for-profit sectors. She has overseen complex service delivery, project management and significant policy reform.

Louise Perry

Deputy Secretary – Fairer Victoria, Engagement and Coordination

Louise oversees the delivery of policy and programs in the LGBTIQ+ equality, multicultural affairs, seniors, veterans, women's and youth portfolios. Louise also oversees public and stakeholder engagement, communications and a range of strategy and coordination functions for the department.

Louise is an experienced executive in both the government and not-for-profit sectors with a background in equity policy development, inclusion and diversity, program and project management and delivery, international aid and development, communications and large-scale organisational change across both the economic development and human services parts of government.

Kelly Stanton

Acting Deputy Secretary – Family Safety Victoria

Kelly is an experienced leader with professional experience in policy and program development and service delivery in the community sector and government.

In this role, Kelly was responsible for the development and implementation of Family Safety Victoria's family violence and sexual violence strategic policy and service system stewardship. This includes collaboration with the specialist and community sector, cross-government advice and advocacy and leadership on key policy, programs and initiatives that support the delivery of Victoria's family violence and sexual violence reform agenda.

Kelly Stanton concluded as Acting Deputy Secretary in September 2023. Melanie Heenan commenced as Deputy Secretary in September 2023.

Nicola Young

Interim Deputy Chief Executive Officer – Homes Victoria

Nicola held the position of Interim Deputy CEO of Homes Victoria from June 2022 until July 2023. As the interim Deputy CEO, Nicola held a Deputy Secretary position that supported the delivery of key priorities across Homes Victoria, helping to ensure continuity and the successful ongoing management of the public housing system. Nicola held responsibilities for housing policy, homelessness, and integrated housing responses.

Nicola Young concluded as Interim Deputy CEO, Homes Victoria in July 2023. Danielle de Kretser commenced as the Deputy CEO in July 2023.

Camille Kingston

Deputy Secretary – System Reform and Workforce

Camille Kingston was appointed Deputy Secretary in May 2022 and oversees the newly created System Reform and Workforce division. Camille is driving the delivery of whole-of-system reform across the department, and whole-of-department priorities, strategy and performance and workforce. The division supports the Secretary and wider

Executive Board on key priorities. In doing so, the division will play an important cultural role to support better connections within the department and other departments, supporting strong program and operational accountabilities through a focus on strategic performance and data analytics.

Camille was the Acting CEO for Homes Victoria from April 2023 to July 2023 when Simon Newport commenced as the new CEO.

Phil O'Meara

Acting Deputy Secretary, Disability, Communities and Emergency Management

Phil was Acting Deputy Secretary – Disability, Communities and Emergency Management from February until June 2023. He led the establishment of this new division, with a consolidation of functions in the Disability Ageing and Carers portfolio. This included responsibility for policy and program management relating to disability, seniors, carers and communities, alongside the department's policy and operational responsibilities relating to emergency management.

Phil is an experienced executive, with a background including central agency and line department roles. His expertise is in social policy, having held responsibility for a range of cohort-focused portfolios (including disability, youth, seniors and carers), along with work to address disadvantage and vulnerability, and strengthen communities. He also has significant experience in intergovernmental relations.

Jodi Henderson

Chief Practitioner – Office of Professional Practice

Jodi Henderson was appointed in November 2022. The Chief Practitioner works across the Department and external partners to champion and deliver best practice in human services with shared practice responsibilities across Child Protection, Child and Families services, disability, housing, homelessness prevention, family violence and sexual assault services.

The role of Chief Practitioner provides expert advice on complex and high risk matters, leading on principal clinical advice and champions the Departments frontline workforce.

Leadership charter

Our department's leadership charter is an important part of shaping our culture.

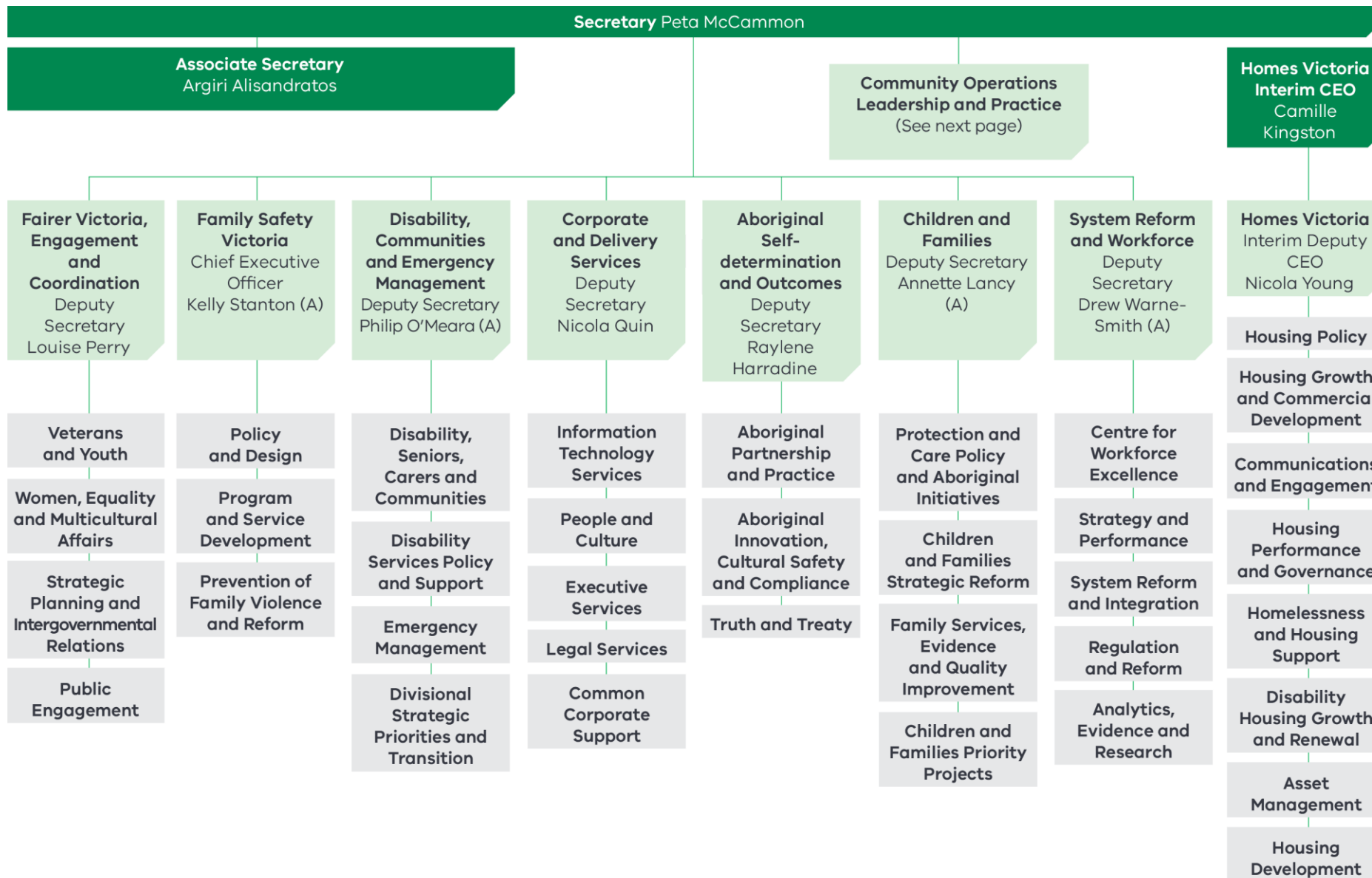
It outlines the leadership behaviours our staff and stakeholders can expect of the executive leadership group and positions the department as a great place to work. It represents how the department's executive leadership group wish to be known and to relate to each other and to our stakeholders.

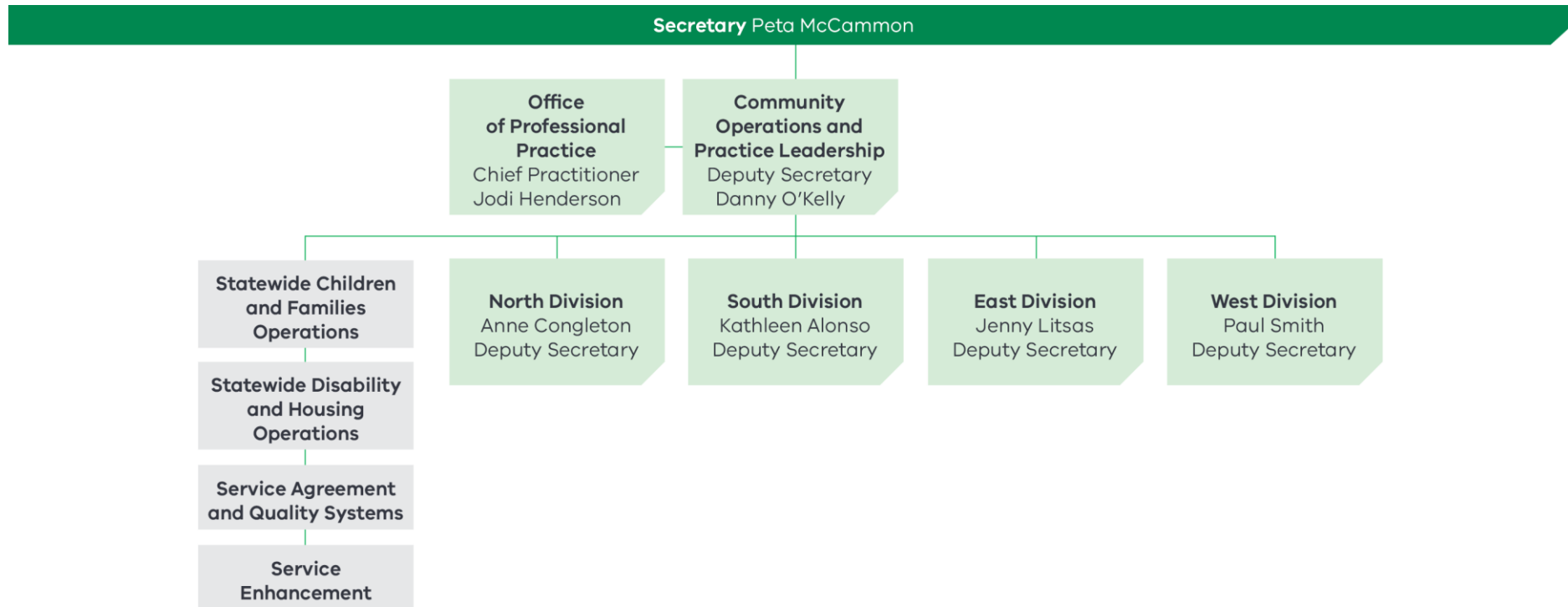
The charter commits the executive leadership group to lead by example and ensure their behaviours and the way they approach their work embody the department's values. For example, executives are committed to being accountable for their actions and outcomes, sharing information with staff when it should be shared, and seeking out and valuing other perspectives.

Read our [leadership charter](#)

<www.dffh.vic.gov.au/our-leadership-charter>.

Organisational structure as at 30 June 2023





Committee structure

Executive Board

The Executive Board assists the Secretary with strategic leadership to meet the department's objectives, which include vision, purpose and direction setting, improving performance and outcomes and implementing complex reform priorities.

The Executive Board plays a key coordinating and authorising role for whole-of-department issues, prioritising organisational resources and monitoring performance. The Executive Board also oversees the financial and operational performance of the department, monitors the delivery of key priorities, and drives strong leadership and a high performing culture across the department's portfolios.

The Executive Board comprises the Secretary, Deputy Secretaries, Chief Executive Officer and Deputy Chief Executive Officer Homes Victoria and the Chief Practitioner. The Board is supported by a range of committees to drive the organisational governance and strategic direction of the department.

Following completion of departmental structural changes in 2022–23, the department undertook a review of its governance and subcommittee structure. The revised governance arrangements are due to commence in 2023–24. As at 30 June 2023, the following subcommittees were reporting to the Executive Board:

Aboriginal Truth and Justice Response

This committee supports the Aboriginal Truth and Justice Response Unit in preparing responses to the Yoorrook Justice Commission, Australia's first and only formal truth-telling process for First Peoples. The committee is guided by Aboriginal voice and expertise comprising representation from the department's Aboriginal staff.

Budget and Financial Management

This committee advises the Executive Board on budget and finance matters, provides oversight of the department's budget and financial management, supports the department's Executive to meet financial accountability obligations and makes recommendations to the Secretary on budget and finance matters.

Information and Communications Technology (ICT)

The purpose of this committee is to:

- > bring a whole of enterprise focus to ICT strategy, investments and operational performance
- > ensure that ICT is meeting the needs of the department
- > identify and address opportunities, issues or risks that span the department
- > drive strategic and operational excellence.

Operations Strategy and Priorities

This committee sets the strategic direction for the department's operations, providing a dedicated forum to support decision-making around operational strategy, priorities and opportunities for better connected services and systems at the department.

The subcommittee is also responsible for providing direction and input in relation to strategic and operational matters to inform key decisions of the Secretary and the department's Ministers.

Procurement

This committee provides high-level strategic advice on procurement and contract management governance and oversight that assists the department in meeting responsibilities under supply policies of the Victorian Government Purchasing Board, established under the *Financial Management Act 1994*. It is also responsible for review and approval of high-value and high-risk procurements.

Statutory committees

Audit and Risk Management Committee

The Audit and Risk Management Committee is an independent committee established in accordance with the *Financial Management Act 1994* and the Standing Directions of the Minister for Finance (2018).

The committee is integral to the department's approach to governance, ensuring that systems and processes for identifying and monitoring risks are operating as intended.

The committee's responsibilities cover the following areas:

- > annual financial statements
- > risk attestation
- > risk management and internal controls
- > fraud and corruption control
- > legislative and policy compliance
- > internal audit
- > external audit.

The committee operates under an approved charter including independent members, with no departmental responsibility:

- > Chair – Laurinda Gardner
- > Member – Kris Peach
- > Member – Brendan Flynn
- > Member – Nicole Mercer.

Executive Remuneration Committee

This committee is responsible for ensuring a consistent and rigorous approach is in place to manage key elements of remuneration, relating to the senior management group.

The key purpose of the Executive Remuneration Committee is to objectively make decisions relating to the employment and remuneration of executives are defined as Senior Executive Service (SES), Senior Medical Adviser (SMA), or Senior Technical Specialist (STS) classified staff.

The committee also discusses strategic issues that broadly affect the Executive workforce such as capability, performance development and mobility.

Occupational Health and Safety Committee

This committee provides stewardship, advice, options and recommendations to the department's Executive Board on the governance elements of the department's health, safety and wellbeing matters and oversees and monitors the effectiveness of controls used to manage risk and promote a culture of organisational learning.

Section 2: Year in review

Departmental objectives, outputs and indicators

The medium-term departmental objectives, associated indicators and linked outputs as set out in the *State Budget 2022–23 Budget Paper No. 3 Service Delivery* are shown below.

Departmental objectives	Indicators	Outputs
Children, young people and families are safe, strong and supported	Reduce abuse and neglect of children and young people	Child protection and family services
	Increase safe, respectful family relationships	Primary prevention of family violence
	Improve development and wellbeing for children and young people	Family violence service delivery
	Increase stability of care services placements	
	Increase connections to culture, family and kinship systems for Aboriginal families including for Aboriginal children in care	
	Reduce overrepresentation of Aboriginal children and young people in care services	
	Increase safety for victim survivors of family violence	
	Reduce family violence	
	Reduce family violence and abuse against Aboriginal women and children	
Victorian communities are safe, fair, inclusive and resilient	Increase social, economic and community inclusion and participation, including for women, people with disability, Aboriginal Victorians and other communities	Disability services Community participation Office for Disability
	Decrease experiences of discrimination and racism	Seniors programs and participation
	Increase safety where people live, work, learn and play	Support to veterans and their families in Victoria
	Increase wellbeing for Aboriginal Victorians, including safety to connect with and express culture	LGBTIQ+ equality policy and programs
	Increase capacity for senior Victorians to age well	Women's policy
	Increase supports for people with complex needs	Youth
	Increase social capital and community connection	Multicultural affairs policy and programs
	Increase community resilience	
	Improve social recovery following emergencies	Victorian contribution to National Disability Insurance Scheme

Departmental objectives	Indicators	Outputs
All Victorians have stable, affordable and appropriate housing	<p>Increase the supply and availability of affordable and high-quality housing</p> <p>Improve the quality, environmental sustainability, appropriateness and accessibility of existing housing</p> <p>Increase housing stability for people experiencing or at risk of rough sleeping, homelessness, and other insecure housing arrangements</p> <p>Increase financial ability to access and maintain housing and utility services</p> <p>Increase Aboriginal residents' connection to community, culture and place</p> <p>Increase the proportion of Aboriginal people living in appropriately sized (not overcrowded) housing</p> <p>Improve transitions to independent living arrangements</p>	<p>Housing assistance</p> <p>Concessions to pensioners and beneficiaries</p>

Changes to the department during 2022–23

The department has made changes to its output structure for 2022–23 as shown in the table below.

2021–22 outputs	2022–23 outputs	Reason
Victorian contribution to National Disability Insurance Scheme	n/a	Output removed due to changed funding arrangements. Funding will continue to be reported in Budget Paper No. 5, along with the performance measure target for 2022–23 and expected outcome for 2021–22.

Subsequent events

The department has not made changes to its output structure for 2023–24.

Progress towards achieving departmental objectives

The department works to create a more inclusive society, one in which people feel safe and can take part equally.

This section reports the department's progress on its departmental objectives through indicators and outlines just some of the key initiatives and projects the department has dedicated itself to in the past year.

Objective: Children, young people and families are safe, strong and supported

This objective aims to ensure that Victorian families, carers and individuals have supportive and respectful relationships and are safe from harm, fear and neglect in their homes. This includes addressing the compounding effects of abuse and violence; improving support and recovery for both victim survivors and perpetrators; and ensuring the wellbeing of children and young people in care.

Indicator results

	2020–21	2021–22	2022–23
Children and young people who were the subject of a substantiated report within 12 months of the closure of a previous substantiated report	17.4%	16.5%	16.1%
Reports to Child Protection services about the wellbeing and safety of children	121,715	118,096	128,705
Children and young people in care who have had two or less placements in the past 12 months (not including placements at home)	92.6%	92.9%	93.1%
Daily average number of children in care placements	9,678	9,618	9,366
Proportion of Aboriginal children placed with relatives/kin, other Aboriginal carers or in Aboriginal residential care	75.6%	73.3%	72.9%
Prevention of family violence projects and programs delivered on time	99%	99%	100%
Total assessments undertaken for children in the Support and Safety Hubs / The Orange Door	–	42,690	91,067
Total assessments undertaken at the Support and Safety Hubs	31,072	67,480	122,229
Number of men participating in the Men's Behaviour Change program	2,400	4,101	2,906
Number of case management responses provided to perpetrators of family violence including those that require individualised support	1,495	1,998	1,748

Key initiatives and projects

Driving legislative reform for children, young people and families

The *Children and Health Legislation Amendment (Statement of Recognition, Aboriginal Self-determination and Other Matters) Act 2023* passed the Victorian Parliament on 20 June 2023. It embeds self-determination and cultural considerations in the children and families system.

The Act:

- > introduces a Statement of Recognition and recognition principles to guide decision makers in the children and families system
- > provides enablers that will support Aboriginal-led models of care for Aboriginal children
- > strengthens the legislative provisions for the Aboriginal Child Placement Principle

- > advances Aboriginal self-determination to improve health outcomes and services
- > improves the Reportable Conduct Scheme
- > provides transitional provisions that support the new Social Services Regulator and the Worker and Carer Exclusion Scheme
- > empowers the Commission for Children and Young People to advocate on behalf of protected children and young people
- > enables the Children’s Court of Victoria to make rules that delegate certain powers of a registrar or magistrate to a judicial registrar.

Continuing to support children, young people and families through the *Roadmap for Reform*

The department continued to progress the *Roadmap for Reform*. This included working with communities, the child and family services sector and people with lived experience.

This work helped to stabilise the child and family system and improve children’s and families’ lives. It involved initiatives such as The Orange Door and Family Preservation and Reunification Response.

Building strong families through the Family Preservation and Reunification Response

In 2020–21, we invested more than \$335 million over four years to support vulnerable children.

This included expanding the Family Preservation and Reunification Response.

This evidence-based service model keeps vulnerable children and families safe and together where possible. It supports children in care to return home safely.

The response is delivered by 22 community service organisations and 12 ACCOs, in partnership with Child Protection.

It includes:

- > Child Protection Navigators who proactively identify and connect children and families with the response
- > evidence-based practice modules, for better engagement, behaviour change and stronger outcomes
- > integrated cultural practice elements for working with Aboriginal children and families, co-designed with ACCOs

- > community connectors who create connections for children and families, building social capital and improving wellbeing.

Understanding what works for children and families – Menu of Evidence for Children and Families

In March 2023, we released the Menu of Evidence for Children and Families (the menu). This searchable online database provides the best available evidence of what works in programs for children and families.

Since its release, more than 4,500 users have used the platform. In addition to other sources such as Aboriginal knowledge and client voice, the menu helps us provide safe and effective services.

Supporting workforce development through the Outcomes, Practice and Evidence Network

The Outcomes, Practice and Evidence Network (OPEN) is coordinated by the Centre for Excellence in Child and Family Welfare. It fosters a collaborative approach to delivering evidence-based services for children and families.

OPEN brings together practitioners, service providers, policy makers and researchers at events throughout the year. It promotes professional development and sharing best practice and innovation.

Putting Families First to help vulnerable families

Putting Families First is a joint initiative between the department and the Department of Justice and Community Safety. It helps families involved with the justice system to receive more coordinated, person-centred and evidence-informed services.

The program targets families who have multiple interactions across the health, social and justice service systems.

It is currently being trialled in Brimbank–Melton and Goulburn, with up to 80 families a year. It includes family, justice, Aboriginal and ethno-specific services.

Early Help Family Services

Early Help Family Services supports families with emerging needs. It aims to reduce the number of families who need more intensive family support, such as statutory intervention.

The program works to improve parents' competence and build social and community connection. It provides evidence-based support in universal services, where families are already engaged.

More than 3,500 families each year can access support through the program. Evaluations show the program has improved parents' self-efficacy. Very few families were referred to more intensive services or support.

Family Group Conferencing pilot

The *State Budget 2021–22* included \$19.8 million to internally pilot Family Group Conferencing from June 2021 to June 2024.

The pilot operates in four teams across Bayside Peninsula, Southern Melbourne, Inner and Outer Eastern Melbourne, and Statewide Services groups in the intake and investigation phase.

Aboriginal children and families are within scope of the pilot for the intake and investigation phases. Aboriginal Family Led Decision Making then takes over if harm is substantiated.

Aboriginal self-determination in child and family services

The *Wungurilwil Gagapduir: Aboriginal Children and Families Agreement* supports the government's commitment to increase Aboriginal self-determination. It aims to ensure all Aboriginal children and young people are safe, resilient and can thrive in culturally rich and strong Aboriginal families and communities.

Section 18 of the *Children, Youth and Families Act 2005* enables the Secretary of the Department of Families, Fairness and Housing to authorise the principal officer of an Aboriginal agency to undertake specified functions and powers in relation to a Children's Court protection order for an Aboriginal child or young person. This is known as the Aboriginal Children in Aboriginal Care program.

The passing of *Children and Health Legislation Amendment (Statement of Recognition, Aboriginal Self-determination and Other Matters) Act 2023* in June 2023 will enable us to implement the Community Protecting Boorais pilot. This will allow Aboriginal-led teams to respond to child protection reports.

Strengthening the child protection workforce

The *Child protection workforce strategy 2021–2024* aims to attract and retain a quality child protection workforce.

In 2022–23, we:

- > recruited to 18 Aboriginal Cultural Support and Awareness Adviser positions. These positions enable Aboriginal children to remain connected to community
- > delivered a targeted Go Where You're Needed recruitment campaign
- > supported 72 participants in the 2023 child protection Vacation Employment Program
- > commenced international recruitment for child protection
- > recruited to the new child protection positions funded in the *State Budget 2021–22*.

The \$26.7 million Child Protection Reinforcement package provides immediate support for the increasing demands on the Child Protection program. It will be delivered over two years.

In 2022–23, we also:

- > recruited additional case support practitioners (CPP2) to undertake supervised contact, transport and other case-related tasks
- > continued and expanded the Court Practice Advice and Support team to support practitioners with complex court matters
- > established five Child Protection Workforce Support Teams across the state to assist existing central recruitment and wellbeing efforts by providing local support and coordination
- > established a centralised team to focus on documentation and administrative recording of court outcomes, ahead of the rollout of the Court Services Victoria portal
- > transferred the case management of up to 200 additional children in kinship placements to ACCOs and community service organisations.

Maintaining the foundations of the children and families system

The *State Budget 2021–22* committed \$388.4 million to deliver 2,773 placements in home-based care and 409 new foster, kinship and permanent care placements.

We continue to support permanent carers to access flexible funding to help with the costs for extraordinary needs. We also ensure eligible children and young people subject to permanent care orders can have more stable placements.

Expanding the Better Futures and Home Stretch programs

Better Futures engages with young people aged from 15 years and 9 months to make the transition from care to adulthood (until the age of 21). The program provides individual supports including housing, health and wellbeing, education, employment, community and cultural connections.

Home Stretch is delivered via Better Futures. The program provides every Victorian young person in care on eligible orders with support to transition to adulthood and a place to call home until they reach the age of 21.

As of May 2023, more than 3,500 young people have been referred to Better Futures. Home Stretch has supported more than 1,500 young people across Victoria. This number has doubled in the past year and is expected to increase to approximately 2,000.

Young Voices hub

The [Young Voices hub](https://www.vic.gov.au/young-voices) <<https://www.vic.gov.au/young-voices>> supports community services organisations to seek, listen to and act on the voices and experiences of children and young people. It went live in August 2022.

Young Voices includes practical tools, checklists and case studies to help organisations:

- > plan how to engage with children and young people
- > understand the principles and important considerations for engaging with children and young people
- > run participation activities with children and young people, from consultation to co-design.

Preparing for co-design of Victorian redress scheme for care leavers

In October 2022, the Victorian Government announced actions to support Victorians who were placed in orphanages, children's homes and missions before 1990 (pre-1990 care leavers). This includes a redress scheme, support and a formal

apology to pre-1990 care leavers who experienced physical, psychological and emotional abuse or neglect.

The co-design and consultation process for the Victorian Historical Care Leaver Redress Scheme (the scheme) will give pre-1990 care leavers the chance to inform and prepare for the scheme. The department wants to ensure these processes are meaningful, healing and respectful.

Reforming information sharing and family violence risk assessment through the Family Violence Multi-Agency Risk Assessment and Management Framework

A \$97 million investment in the *State Budget 2021–22* is supporting implementation of the Family Violence Multi-Agency Risk Assessment and Management (MARAM) Framework and Family Violence Information Sharing (FVIS) reforms across the service system.

In 2022–23, more than 13,000 departmental workers undertook training in the adult victim survivor MARAM Practice Guides and FVIS Scheme. The training had a 99 per cent satisfaction rate.

During 2022–23, we also developed MARAM Maturity Model resources, released 16 practice topic videos, published an elder abuse eLearning module and delivered financial abuse training.

In addition, the Family Violence Reform Implementation Monitor undertook a review of parts of the *Family Violence Protection Act 2008*. These sections of the Act establish the FVIS Scheme, the Central Information Point and MARAM Framework.

Leading the rollout of The Orange Door network

All 18 The Orange Door networks have commenced, with the final two areas, Brimbank–Melton and Western Melbourne Area, commencing in October 2022. This completes the statewide rollout of The Orange Door network.

The Orange Door network consists of 18 primary premises, 19 access sites and nine outpost arrangements.

In 2022–23, The Orange Door network supported 190,000 Victorians, including 81,000 children.

Implementing Aboriginal-led family violence prevention and response initiatives

The department continues to embed Aboriginal self-determination in family violence reform. This ensures a holistic, culturally safe approach to our family violence prevention, intervention and response activities.

The Dhelk Dja Partnership Forum met during 2022–23. It worked on the implementation of the first Dhelk Dja three-year action plan. It also developed the second Dhelk Dja three-year action plan. This will guide actions and activities until 2025.

In 2022–23, initiatives supported under the action plans included the following:

- > the \$18.2 million Dhelk Dja Family Violence Fund supported 80 Aboriginal-led initiatives to prevent and respond to family violence
- > the annual \$1.1 million Community Initiatives Fund was boosted to \$2.2 million in 2022–23. It funded 31 Aboriginal organisations and community groups to deliver 42 community-led projects
- > in June 2023, the first Aboriginal Access Point (AAP) was established in the Bayside Peninsula area. It provides a culturally strengthened complementary service model to The Orange Door. An AAP will open in Barwon in the second half of 2023 and in a third area in 2024
- > Aboriginal Sexual Assault Services provides culturally sensitive sexual assault services for the Aboriginal community. Its service delivery expanded to four ACCOs across Victoria in 2022–23

Supporting victim survivors of family violence and sexual assault

We continued to support victim survivors of family violence to access services that help them escape and recover from violence.

We released the Family Violence Crisis Response Model in late 2022. This will strengthen support for victim survivors experiencing a crisis. We will implement and evaluate the model from 2023–24.

The *State Budget 2022–23* provided \$18.8 million over two years in additional funding for specialist family violence case management services to respond to demand. Therapeutic services also

played a critical role to support victim survivors to heal from their experiences.

Increasing community awareness of sexual assault services continues to drive strong demand across the system. In 2022–23, 20,698 adults, children and young people received a sexual assault support service response. Sexual assault services are free to all victim survivors of recent and past sexual assaults. They include counselling, immediate crisis support, brokerage, liaison with police, forensic, medical and other services and support to navigate the legal system.

Early intervention programs to support children and young people

Adolescents who use family violence in the home need different responses to adult perpetrators. The Adolescent Family Violence in the Home Program provides early intervention for young people and their families across Victoria.

In 2022–23, the program provided services to 884 young people and their families. A further 1,357 young people received a Sexually Abusive Behaviour Treatment Service response.

Keeping families safe and supported by keeping perpetrators accountable

The department continues to broaden and enhance our responses to perpetrators of family violence. In 2022–23, the department's partner agencies continued delivering Men's Behaviour Change programs and perpetrator case management. Additional responses included:

- > accommodation-based interventions for perpetrators who were removed from the home. These responses enable victim survivors to stay in their homes, where it is safe to do so. This ensures the person using violence is kept in view and supported to find alternative accommodation and to change their behaviour
- > for Aboriginal people who use violence, including holistic healing services and individual and group-based responses underpinned by Aboriginal self-determination. Responses also included perpetrator interventions for men with cognitive impairment, Aboriginal and non-Aboriginal fathers in Aboriginal families, women who use force, transgender and gender-diverse people, and migrants and refugees from Hazara (Afghani) and South Asian communities

- > design of a new \$3.2 million initiative that targets adult perpetrators who pose a serious risk of harm to victim survivors (the serious-risk pilot). The two-year pilot program keeps victim survivors safe by increasing the focus on the person using family violence. It will deliver intensive interventions and individual behaviour change work through specialist family violence services and multiagency collaboration to help prevent future harm.

Improving outcomes for children in care services

The department continued to roll out and operate 19 two and three-bedroom therapeutic residential care homes, supported by a capital program of works.

The department also continued a trial of the Care Hub in the Loddon area providing intensive assessment and wrap-around supports to children and young people entering care for the first time.

The department supported carers through a one-off supplementary Care Allowance payment. This was provided to kinship, foster and permanent carers to assist with the cost-of-living pressures and the day-to-day costs of caring for a child in care services. More than 11,000 children and young people benefited from this payment.

The department continued to implement the *Framework to reduce criminalisation of young people in residential care* (2020), a shared commitment between the department, the Department of Justice and Community Safety, Victoria Police, Victorian Aboriginal Child Care Agency and the Centre for Excellence in Child and Family Welfare. The framework aims to reduce contact with police and trajectory into the criminal justice system for young people in residential care.

The department also continued its collaborative work with Victoria Police to identify and disrupt sexual exploitation of children in care. This was led by the department's Sexual Exploitation Practice Leaders, in partnership with Victoria Police.

Supports for kinship, foster and permanent carers

The department established the Care Support Help Desk, which has already supported 1,878 children and young people with common issues like accessing birth certificates and Medicare Cards. The Care Support Help Desk also helps

carers write letters to access financial support and find out about Care Allowance payments.

Carer KaFE helps carers with the knowledge, skills and tools they need to support children and young people. From April 2023, the program is now delivered by a consortium of the Centre for Excellence in Child and Family Welfare, Kinship Care Victoria, and Victorian Aboriginal Child Care Agency.

Supporting young Victorians experiencing, or at risk of, homelessness

The department continues to support the specialist homelessness services sector help young people at risk of becoming homeless.

We commit more than \$65 million each year for services that intervene early to prevent homelessness and support young people to stay connected with their families. These services also promote links with education, employment, and community. This funding provides 430 supported housing placements across 22 youth refuges, 13 youth foyers and three Education First Youth Foyers, as well as assessment and planning services, a youth-specific homelessness entry point, support and brokerage for accommodation and family reconciliation.

In February 2023, the government announced that \$50 million from the Big Housing Build will build more than 130 new homes for young people across Victoria. The homes will deliver a range of housing options, including youth foyers, youth supported accommodation and projects that support young Victorians who are leaving out-of-home care.

Integrated Client and Case Management System (ICCMS) digital enhancement opportunities

ICCMS and the Integrated Reports and Information System (IRIS) are supports for the children and families services system. ICCMS has been the subject of findings and recommendations, including the Auditor-General's *CRIS data quality audit 2022*, *Kinship care* and *Maintaining the mental health of child protection practitioners* reports.

In response, the department is improving data quality in the ICCMS system. We are working on 10 digital enhancement initiatives that will improve the functionality of the CRIS platform.

Child Link Register

The Child Link Register (Child Link) was established under Part 7A of the *Child, Wellbeing and Safety Act 2005*. It is a whole-of-government initiative led by the Department of Education in collaboration with the Department of Families, Fairness and Housing and the Department of Health. Child Link is a key enabler of the Child Information Sharing scheme.

Child Link is a digital tool that displays key factual information about every child in Victoria. Child Link improves information sharing by taking information from existing systems across the Victorian Government and providing it to authorised professionals.

Only legally authorised professionals who have responsibility for child wellbeing and safety have the training and permission to access Child Link as part of their work with children, young people and their families. Authorised professionals include maternal and child health nurses, school principals and key school staff, early childhood teachers and child protection practitioners.

Court Services Victoria Case Management Portal

Court Services Victoria is developing a portal to securely exchange digital documents with key organisations such as courts, Victoria Police, Corrections and child protection.

This follows recommendations made by the Royal Commission into Family Violence to improve information sharing between key government organisations.

The Child Protection Program, Aboriginal Children in Aboriginal Care program providers, Child Protection Litigation Office, and all legal representatives, including those representing children and families, will use the portal. Self-represented parties will not have access to the portal at this time.

The department is working closely with Court Services Victoria to implement the portal in late 2023.

Response to Yoorrook Justice Commission

The Yoorrook Justice Commission (the commission) is the nation's first formal truth-telling process to investigate historical and ongoing injustices experienced by First Peoples in Victoria since colonisation. It was established in May 2021 and has the same powers as any Royal Commission.

In September 2022, the commission focused on the child protection and criminal justice systems. The department provided evidence and engaged in public hearings relating to the child protection portfolio.

The department is committed to the truth-telling process and to supporting the commission to achieve its objectives.

Workforce support

The Aboriginal Self-Determination and Outcomes Division supported sector-led control of the Aboriginal Workforce Fund.

The strongly self-determined approach delivered sector-controlled allocations and flexibility that provide for key roles, workforce development activities and organisational capacity building.

The sector Aboriginal Workforce Steering Committee also led commissioning of an Aboriginal-run evaluation of the Aboriginal workforce. The sector designed key aspects of the evaluation and process.

Cultural safety

The department continued to focus on improving cultural safety and competence internally and across the funded sector. This work aims to protect and support Aboriginal staff, clients, communities and improve service quality.

The new Aboriginal Self-Determination and Outcomes Division undertook scoping work to implement the Aboriginal cultural safety framework in funded agencies. This will establish partnerships with Aboriginal practice experts, the department's Aboriginal engagement units across the divisions, and monitoring and reporting areas.

We also engaged with the Human Services Regulator to align cultural safety standards that will be regulated by the new Social Services Regulator.

Objective: Victorian communities are safe, fair, inclusive and resilient

This objective aims to ensure Victorians are socially involved in their community and participation helps their wellbeing. Communities foster social inclusion and participation, and diversity is celebrated and enabled. Victorians from intersectional communities can safely identify with their culture, express their identity and build support networks with people they trust. Communities are strong and resilient in times of emergency.

Indicator results

	2020–21	2021–22	2022–23
Forensic disability residents participating in community reintegration activities	82%	95%	86%
Hours of coordination funding provided to Neighbourhood Houses	560,908	588,778	561,320
Number of Disability Advocacy clients	2,722	2,766	2,782
Number of consultations with communities on issues relevant to culturally and linguistically diverse (CALD) communities	110	85	77
Senior satisfaction with Victorian Seniors Festival events	90%	90%	96%
Community engagement – Shrine ceremonial activities, public and student education programs, tours and general visitation	725,022	930,125	1,201,664
Proportion of LGBTIQ+ grant program recipients who are located in regional and rural areas	25%	35%	52%
Participation by young people in programs that provide opportunities to be involved in social and economic life in their communities	261,560	239,788	305,608
Participation by young people in programs that support young people to be involved in decision making in their community	2,844	3,181	3,631
Participants reporting development of transferrable skills supporting positive outcomes for young people	92%	88.76%	77%
Number of people participating in funded gender equality programs	19,404	22,267	10,713
Percentage of women on Victorian Government boards	56%	52%	53%

Key initiatives and projects

Providing relief and social recovery programs after emergencies

Following the floods in October 2022, the department implemented a \$42 million social recovery program through to 30 June 2023. The program was implemented to rebuild social housing infrastructure, improve food security and boost the capacity of local services to support people affected by the floods.

The department also provided hardship payments to help people meet their immediate relief needs and re-establish their uninsured homes. As of 1 August 2023, the department had processed applications totalling \$35.33 million including:

- > 27,785 relief payments totalling \$24.13 million
- > 887 re-establishment payments (across 623 unique households) totalling \$11.20 million.

After storms and floods in June 2021, the department delivered a recovery support program for case support (totalling \$11.2 million). The program closed on 30 June 2023. It helped people access supports for housing, health and wellbeing, financial counselling, legal matters and practical assistance, like filling in forms and to access financial assistance.

Providing targeted and place-based care to support vulnerable Victorians during COVID-19

In 2022–23, the department worked with the Commonwealth Government and disability peak bodies to promote COVID-19 guidance and advice, and to distribute COVID-19 supplies (such as rapid antigen tests and face masks) to the disability sector and people with disability.

The Victorian Disability Response Centre ran from August 2020 to December 2022. The centre was a collaboration between the department, other Victorian Government departments, the Commonwealth Government and people with lived experience of disability. It helped people with disability in Victoria respond to the COVID-19 pandemic.

Delivering COVID-19 specialised support

The department helped to deliver COVID-19 support. This included making rapid antigen tests and face masks freely available to the disability sector and not-for-profit organisations. The Department of Health coordinated these supports.

In 2022, the Victorian Government also provided a one-off supply of 970 air purifiers to disability residential accommodation properties, primarily to properties owned by the Victorian Government. The air purifiers are used in shared communal spaces.

Strengthening community food relief

The department delivered culturally appropriate food relief support, including operational funding, for six Regional Food Relief Hubs. We also undertook a shared services pilot between these hubs, and continued the Victorian Food Relief Taskforce. In addition, we provided chilled food freight to regional areas and pop-up markets in vulnerable metropolitan communities.

In a trial of innovative approaches to food relief, 28 community organisations delivered more than 400 pop-up food relief markets in areas of high need in metropolitan Melbourne.

In response to the Central Victorian floods, we invested an additional \$5.5 million to support flood-affected communities. This included funding for regional and metropolitan food relief organisations. It also included \$1 million for Shepparton Foodshare to move into a new food hub and warehouse.

Delivering a new state disability plan to improve access and inclusion for Victorians with disability

The department is implementing *Inclusive Victoria: state disability plan 2022–2026*, released in March 2022. This whole-of-government plan outlines our commitment to building a more inclusive and accessible community. The plan puts forward an ambitious reform agenda that aims to transform the way government works. It sets out six systemic reforms:

- > co-design with people with disability
- > Aboriginal self-determination
- > intersectional approaches
- > universal design and accessible communications
- > disability confident and inclusive workforces
- > effective data and outcomes reporting.

In 2022–23, the state disability plan saw \$15.1 million invested over two years in:

- > an additional 30 Changing Places facilities and \$2.5 million in Universal Design grants to improve the accessibility of Victoria's public spaces and community infrastructure
- > a 50 per cent core funding boost to the Victorian Disability Advocacy Program to meet ongoing demand
- > continuation of the Disability Liaison Officers in health services program to improve access to essential health services for people with disability
- > an autism public education campaign (scheduled for delivery in 2023–24).

Review of the *Disability Act 2006*

The department led the development of the *Disability and Social Services Regulation Amendment Act 2023* which became law on 23 May 2023. The Act was developed as part of stage two of the review of the *Disability Act 2006*. It was informed by consultations undertaken since 2020, including with the Disability Act Review Advisory Group.

The Act amends the *Disability Act 2006*, *Residential Tenancies Act 1997* and *Disability Service Safeguards Act 2018* to strengthen rights, protections, and safeguards for people with disability in Victoria. It also amends the *Social Services Regulation Act 2021* to ensure the social services regulation scheme operates as intended when it begins on 1 July 2024.

The department also led public and targeted consultations on the exposure draft of the Disability Inclusion Bill 2022. We will publish a summary of key themes from the public consultation in 2023.

Supporting organisations through the Victorian Disability Advocacy Program

Victoria's disability advocacy organisations help to create a safer and fairer Victoria through individual, self and systemic advocacy.

The Victorian Disability Advocacy Program receives \$3.5 million in core funding each year. A further \$1.8 million in non-recurrent funding for all program agencies recognises the ongoing demand for disability advocacy support.

This funding boost allowed organisations to assist an additional 800 Victorians with disability in 2022–23. Organisations exceeded the annual target of assisting 2,500 people by June 2022, with a total of 2,782 people assisted.

Royal Commission into Violence, Abuse, Neglect and Exploitation of People with Disability

The department has continued to lead the Victorian Government's engagement and response to the Royal Commission into Violence, Abuse, Neglect and Exploitation of People with Disability (the Royal Commission).

The Royal Commission was established in April 2019 with broad terms of reference allowing it to inquire into all forms of violence, abuse, neglect and exploitation of people with disability, across all settings, and what can be done to improve inclusion of people with disability. The Victorian Government engaged positively with the Royal Commission during its four-year tenure.

Delivering the new Victorian volunteer strategy to support volunteers and strengthen volunteerism in Victoria

Developing and implementing a Victorian volunteer strategy was a 2018 election commitment. Following extensive consultation across the volunteering community, we launched the strategy in May 2022.

The COVID-19 pandemic caused volunteering participation rates to drop. Community organisations continue to report challenges in attracting and retaining volunteers. The strategy aims to restore volunteering numbers to 2019

levels and attract new people to volunteer in their local communities.

Through the *State Budget 2022–23*, the government will provide \$3.3 million in funding to 41 local organisations that rely on volunteers to deliver vital community programs and services. A further \$400,000 for five volunteering support organisations will strengthen local volunteering partnerships.

Delivering the 40th Victorian Seniors Festival

In 2022–23, the department hosted the 40th Victorian Seniors Festival. During October 2022, 101,976 people attended 1,883 free or low-cost events. All 79 councils participated in the festival, offering or supporting 1,234 events representing 65 per cent of all events offered, and attended by 62,362 people.

Twenty-seven Country Concerts ran across Victoria with a total of 6,454 people attending. In 2022, the Victorian Seniors Festival Aged Care Tour continued to have Victorian performers deliver magic, music, glamour and entertainment to Victorian seniors living in aged care.

Launching digital Seniors cards

In June 2023, the department partnered with Service Victoria to launch digital card options for the Seniors Card program. Digital Seniors Cards and digital Seniors Business Discount Cards can now be stored and shown on a smartphone in the Service Victoria app, providing a convenient, safe, and secure way to use government-issued cards.

Seniors can choose to use a physical plastic card or digital card or both. Physical plastic cards and digital cards are free and provide the same benefits and discounts.

Supporting carers through delivering the Victorian carer strategy 2018–22

Throughout 2022–23, the department continued to deliver the *Victorian carer strategy* and its \$49.5 million investment in carer support. This provided 100,000 hours of additional respite to a further 5,000 carers annually. It also included grants programs and public transport concessions for carers. These initiatives supplement the recurrent Victorian Support for Carers Program, delivering flexible supports for unpaid carers.

In 2022–23, 37 funded providers delivered additional respite to unpaid carers across Victoria. We focused in particular on improving respite access for carers in regional and rural Victoria and for carers in diverse communities.

Initiatives funded through statewide partnership grants continued in 2022–23, including:

- > development of carer-friendly spaces in local communities, in partnership with local councils and neighbourhood houses
- > financial management skills for carers
- > expanding an online support hub for young carers
- > a peer support approach to helping carers connect with their communities and employment
- > raising awareness of elder abuse, for carers in diverse communities.

The Career Pathways into Employment for Unpaid Carers initiative continued in 2022–23. Through the initiative, the department consulted unpaid carers about carers' employment support needs. We also explored flexible employment opportunities in several sectors to provide increased choice for carers seeking to enter or re-enter employment.

As part of the initiative, a Carers Employment Support Program delivered tailored employment support and mentoring to more than 1,000 unpaid carers across Victoria. The program helped them build their confidence and work readiness to pursue employment or vocational training

Delivering the Support for Carers Program

The department administers the Victorian Support for Carers Program, providing more than \$22 million each year to service to deliver the program. The program helps to support Victoria's more than 700,000 unpaid carers, who selflessly look after their loved ones with care needs.

In 2022–23, the Support for Carers Program was recommissioned to make it more contemporary and improve its reach to Victorian carers in regional and rural locations and to carers from diverse communities. The recommissioning increased the number of service providers delivering the program from 44 to 63, with more support for carers in regional Victoria. The Victorian Aboriginal Community Controlled Health Organisation was also funded to support First Nations carers and communities across Victoria.

The program provides tailored support and respite for Victoria's unpaid carers to help them maintain their health and wellbeing and sustain their care role. It offers one-to-one support, counselling, support groups, information and respite options tailored to the needs of carers. Some 8,250 carers are supported annually through around 161,250 hours of respite, counselling and support. Through the combined Support for Carers Program and additional respite funding, 13,250 carers are supported annually with 261,250 hours of respite, counselling, and support.

In 2022–23, the combined programs exceeded targets, providing support to more than 30,000 carers through more than 300,000 hours of carer respite and support.

Continuing elder abuse initiatives to address family violence for older Victorians

The department continued to deliver primary prevention, early intervention and response initiatives that address elder abuse.

These initiatives included:

- > supporting a statewide elder abuse helpline that includes information, advocacy, legal casework, education and referral
- > the trial of an integrated model of care for responding to suspected elder abuse to enhance response and support pathways for older people as an alternative to a justice response (where appropriate)
- > Elder Abuse Prevention Networks delivering local action to stop abuse from occurring in the first place using a primary prevention approach
- > a counselling and mediation service at select The Orange Door networks, providing therapeutic options for older people seeking assistance
- > a targeted project with ethnic communities that raises awareness of elder abuse and available support services
- > an Elder Abuse Learning Hub for professionals working with older people to understand, identify and know how to respond to elder abuse, and a public awareness campaign and events.

These efforts also ensure the department meets its obligations under the *National plan to respond to the abuse of older Australians 2019–2023*.

Delivering the new gender equality strategy and action plan

The department developed *Our equal state: Victoria's gender equality strategy and action plan 2023–2027* for release in August 2023. The strategy includes 109 whole-of-government and portfolio-specific actions that will embed shared responsibility for gender equality across government, and guide effort and investment over the next four years.

The strategy will fulfil the requirements of the *State gender equality action plan*. This will provide a legislative mechanism for government to elevate and prioritise gender equality across all portfolios, using the *Gender Equality Act 2020* to make real and meaningful change.

We undertook community, sector and cross-government consultations to inform the strategy. The department received more than 450 contributions from individuals and organisations, including through a statewide survey on Engage Victoria.

Advancing gender equality by implementing the Gender Equality Act 2020

The *Gender Equality Act 2020* sets a clear framework for action for Victorian public sector organisations, universities and local councils to play their part in improving gender equality.

The first reporting cycle under the Act achieved 100 per cent submission and compliance from all required organisations. All gender equality action plans, and the results of workplace gender audits, are publicly available and searchable on the Commission for Gender Equality in the Public Sector's Insights Portal.

We published a baseline report in September 2022, which gives an overview of the state and nature of gender inequality across the Victorian public sector.

The *State Budget 2022–23* invested \$5.1 million over three years to implement the Gender Equality Act. This investment funded an upgrade to the reporting platform, as well as training, education and resources to conduct gender impact assessments across government.

Advancing women's leadership and representation

The department continued to fund programs to increase leadership opportunities for Victorian women and reduce the barriers they often

encounter in progressing into leadership roles in the workforce and community.

We supported more than 400 women through programs including the Women of Colour Executive Leadership Program, ECHO First Nations Women's Leadership Program, Women's Board Leadership Program, Joan Kirner Emerging Leaders Program and the PACE Leadership Program.

The department hosted the annual Victorian Honour Roll of Women, which saw the outstanding contributions of 23 Victorian women elevated and celebrated.

We also supported the launch of five permanent public artworks celebrating women across Victoria, as part of the \$1 million Victorian Women's Public Art Program.

Strengthening Victoria's economic recovery through women's participation

Through two years of funding allocated in the *State Budget 2021–22*, we supported community partners to provide programs to support the economic security of marginalised women. Partners included SisterWorks, Ngarrimili, AfriAus iLEAC, Fitted for Work, Women's Information and Referral Exchange, Migrant Women in Business and Brotherhood of St Laurence. Together, they supported more than 1,000 marginalised women. This included Aboriginal women, women over the age of 45 years, single mothers, women with a disability and women from CALD communities, including migrant and refugee women.

Responding to the Inquiry into Economic Equity for Victorian Women

In 2022, the Inquiry provided its final report to the Treasurer and Minister for Women. It found that women are paid less, take on more unpaid caring responsibilities, are limited by harmful gender norms and stereotypes, and face higher rates of gendered violence. The Victorian Government welcomed the Inquiry's final report, accepting 28 of the 31 recommendations, with the remaining three under consideration.

The government will invest \$3 million to deliver strategies for the energy and manufacturing sectors to support, upskill and mentor women, while removing barriers in these historically male-dominated workforces. Funding will also support Women with Disabilities Victoria to engage with 40 health, social and disability sector

employers to address and resolve some of the barriers for women with disabilities entering their workforces.

Supporting women's health and wellbeing

The Office for Women funded a series of women's health programs, including \$300,000 for four Women's Health Services to support the mental health of women affected by the October 2022 floods, Women's Health Victoria's ShEqual Gender Equality in Advertising Project, and funding to peak gender equality organisation Gender Equity Victoria (GENVIC).

The Office for Women has also started developing the Free Pads and Tampons in Public Places program. This program will provide free pads and tampons in vending machines at up to 700 public sites across Victoria, including hospitals, TAFEs, major cultural institutions, public libraries, courts and train stations.

Supporting women's safety

The Investing in Women Grassroots Grants Program ran in April 2023, with grants of up to \$10,000 available to support community organisations to deliver gender equality projects. A total investment of \$400,000 supported 44 gender equality projects. Program objectives were aligned to Victoria's Gender Equality Strategy *Our Equal State* with funded organisations taking a life-stage approach to their projects and aligning activities to at least one of the strategy's four core objectives (cultural change, health and wellbeing, safety and respect, economic and material security).

Leading as a gender equality champion at the regional and global levels

The Victorian Government, in partnership with the Commonwealth Government, was a Regional Convening Partner (RCP) for the Women Deliver 2023 Conference (WD2023). This is one of the largest multistakeholder conferences to advance gender equality.

As RCP, Victoria established a Regional Committee of diverse representatives from civil society, regional and multilateral organisations, and grassroots advocates. The committee co-created and delivered two in-person regional convening events in Pacific Harbour, Fiji on 11–12 May and in Melbourne, Australia on 6–7 June. These brought together more than 400 gender equality actors to share, learn, connect and celebrate together.

A regional delegation of more than 65 diverse representatives travelled to Rwanda to participate at WD2023. They took a Regional Outcomes Statement with 12 shared priorities.

Championing equality by delivering Victoria's first LGBTIQ+ strategy

The Equality portfolio is delivering the Victorian Government's first long-term reform vision for LGBTIQ+ communities, *Pride in our future: Victoria's LGBTIQ+ strategy 2022–32*. It was released in February 2022.

The 10-year plan includes a focus on ensuring services across Victoria are equitable, inclusive and accessible to drive equality for LGBTIQ+ communities. In the first year of the strategy, we took significant steps to lay the foundations for more equal Victoria.

The implementation of the strategy is informed by the voices of LGBTIQ+ communities through the Ministerial LGBTIQ+ Taskforce and the Justice and Health and Wellbeing Working Groups and overseen by the Interdepartmental Steering Group.

We continue to work with our other government partners on initiatives that support implementation of priorities identified in the strategy. This includes the Trans and Gender Diverse Community Health Program and the Intersex Reform work being led by in the Health portfolio.

Supporting LGBTIQ+ Victorians through grants

The Victorian Government is committed to creating equitable, inclusive and accessible services for LGBTIQ+ Victorians. The department provides support to organisations across the state including grant funding to ensure LGBTIQ+ communities are visible, celebrated and receive the support that they require from organisations across Victoria.

The Equality portfolio's two grant programs, Pride Events and Festivals Fund and LGBTIQ+ Organisational Development Grants Program, have provided more than \$1.27 million to 57 projects in 2022–23.

Funded projects are community-facing events and activities that celebrate LGBTIQ+ people, their families and allies. They are also projects that enhance and strengthen organisations that provide supports and services for LGBTIQ+ communities to promote self-sufficiency for the sector.

Victoria's Pride: a road to pride

The department delivered the 2022–23 Victorian Pride street party on 12 February 2023, building on the success of the first Melbourne Pride street party in February 2022 marking the 40-year anniversary of Parliament decriminalising homosexuality in Victoria. The event was a chance for all Victorians to celebrate and show support for LGBTIQ+ communities.

The department provided \$1.7 million for the event, which included support for 14 regional pride events that focused on accessibility, inclusion and celebrating diversity.

A total of 49,000 people attended the free Victoria's Pride event in Fitzroy. This was a 28.9 per cent increase in attendance compared with 2022, which was affected by the COVID-19 pandemic. Attendance at Victoria's Pride regional and rural events in 2023 increased by an estimated 35 per cent. When combined with the Pride March held on 5 February, more than 98,500 Victorians participated in our LGBTIQ+ celebrations.

Progressing LGBTIQ+ inclusion in regional and rural communities

Improving LGBTIQ+ inclusion in regional and rural Victoria is a priority due to the unique challenges faced by LGBTIQ+ people in these areas.

The department's grant programs, such as the Pride Events and Festivals Fund, ensure LGBTIQ+ Victorians from regional and rural Victorians are included. In 2022–23, regional and rural organisations comprised 52 per cent of those funded through Pride Events and Festivals Fund, and 33 per cent of organisations that received an LGBTIQ+ Organisational Development Grant

The fifth LGBTIQ+ Leadership Program was delivered between April to June 2023. This focused on addressing the unique challenges facing regional and rural Victorian LGBTIQ+ leaders. The program supported its 28 participants to build their skills in creating measurable change in their local communities.

Strengthening youth participation and connection

The department continued to support young people at risk of disengagement through a \$3.7 million Victorian Government investment in 2021–22 over two years and an additional \$500,000 in 2022–23:

- > The Regional Presence Project allowed the Centre for Multicultural Youth and the Youth Affairs Council Victoria to continue operating their regional offices in Ballarat, Morwell, Swan Hill and Warrnambool. From July to December 2022, the Regional Presence Project engaged more than 250 rural and regional young people to have their voices represented in various decision-making forums.
- > The Latrobe Youth Space provided a dedicated space in Morwell connecting young people aged 12 to 25 years to engagement activities and broader community life in the Latrobe Valley. Young people continued to be involved in all aspects of the youth space, including co-designing activities and programs.
- > The Marram Nganyin Aboriginal Youth Mentoring Program continued to provide bespoke, community-led mentoring programs delivered by four Aboriginal-led organisations. This enabled more than 95 Aboriginal young people to build connection to culture and community, enhance life skills, wellbeing and strengthen education, and provide training and employment pathways.
- > For Scouts Victoria and Girl Guides Victoria, there has been continued establishment of new scout and guide groups in regional areas, low socioeconomic and culturally diverse communities. There has been strong engagement from future scout and guide leaders (aged under 25) participating in leadership development workshops.

Supporting engagement in education for young people with mental health challenges

The department has continued supporting the engagement of young people through the Living Learning Partnership Addressing Disadvantage. Up to \$15 million is invested in the program to support 144 early school leavers aged 15–21 years who experience mental health conditions and are not engaged in education, employment or training, to re-engage in education.

The program is delivered at the Hester Hornbrook Academy, an independent school run by Melbourne City Mission. The program provides wrap-around mental health and specialist supports to assist students in their education. In 2023, the third cohort of 48 young people began the program.

Program evaluations found that the program has improved young people's mental and physical health, confidence, self-efficacy and engagement in education.

Victorian Youth Strategy to make Victoria the best place for young people

In August 2022, the Victorian Government released *Our promise, your future: Victoria's youth strategy 2022–2027*. The strategy provides a comprehensive plan for how government and communities can work together to better support and empower young people.

The department is rolling out initiatives that support the strategy's six priority areas and 74 directions. These include partnering with local governments to support four new or upgraded youth hubs that will deliver an online skills-for-life toolkit shaped by young people, and building youth sector capability to deliver best practice youth work.

The Victorian Youth Congress are leading the way in advising on issues important to young people as part of the strategy and more young people are developing board-readiness skills and engaging in decision making through a partnership with the Centre for Multicultural Youth.

Working with communities to prevent and address racism

The Anti-Racism Taskforce was established to guide the development of a whole-of-government anti-racism strategy. Co-chaired by Sheena Watt MP and Nathan Lambert MP, the Taskforce includes representation from the Victorian Equal Opportunity and Human Rights Commission, the Victorian Multicultural Commission, the Ethnic Communities' Council of Victoria, and nine other community members.

In 2022–23, we continued to develop the anti-racism strategy. This work was informed by feedback received from the taskforce and community consultations.

We also completed the 2021 Local Anti-Racism Initiatives Grants Program, a competitive grants program to support grassroots efforts in tackling racism. Forty-two multicultural and multifaith organisations were funded a total of \$3.86 million to help local communities to prevent and respond to racism and discrimination, foster cross-cultural understanding and increase understanding of the challenges faced by CALD communities.

Supporting anti-vilification reforms

To accompany the ban of the Nazi symbol in 2022, a key recommendation from the Inquiry into Anti-vilification Protections, the department implemented an education campaign to raise awareness about the religious and cultural use of the sacred Swastika and exemptions for its continued use under the new laws.

The campaign was designed with peak organisations representing Jain, Jewish, Hindu and Buddhist communities. It includes resources and activities to raise awareness, build interfaith understanding and prevent incidence of vilification.

Celebrating Victoria's rich cultural diversity through multicultural festivals and events

The department continues to recognise the importance of celebrating cultural diversity and inclusion. The Multicultural Festivals and Events program supports Victorians to celebrate, preserve and share traditions, and for the broader community to further understand and participate in shared cultures and traditions.

In 2022–23, the department delivered \$2.797 million in grant funding to 679 multicultural community organisations to help them deliver their festivals and events.

Developing multicultural community infrastructure

The department supports Victoria's multicultural communities to have safe and secure places to celebrate and share their histories and traditions, build connections and thrive. In 2022–23, the department invested more than \$6 million in grants funding through the Multicultural Community Infrastructure Fund program to 32 multicultural community organisations. This funding helped them maintain, upgrade, and build their community infrastructure.

Supporting multicultural communities through the pandemic – CALD Communities Taskforce

Since May 2020, the department has led support for Victoria's multicultural and faith communities through the COVID-19 pandemic with culturally appropriate, localised and targeted supports.

The CALD Communities Taskforce was a key governance and coordination mechanism. It was established between August 2020 and June 2022

to partner with community and provide essential leadership and coordination of Victoria's COVID-19 response for multicultural communities.

In 2022–23, the department invested \$2.4 million in grants funding to 77 organisations through the Priority Response to Multicultural Communities (PRMC) 5.0 program to continue building organisational capacity to ensure organisations can effectively respond to the unique needs of their communities during the pandemic.

The department committed more than \$2 million to support 12 local government areas through the Local Partnerships model to undertake targeted engagement and communications activities with priority communities.

Supporting multicultural media organisations

Culturally competent communication is critical to delivering effective programs and initiatives that create meaningful outcomes for communities.

In 2022–23, the department developed a better practice guide for multicultural communications. The guide will improve how government and private organisations communicate and engage with multicultural communities in Victoria.

During 2022–23, 60 multicultural community leaders, organisations and media outlets delivered projects through the Multicultural Communications Outreach Program (MCOP) to support their communities' communications and engagement needs relating to recovery from the COVID-19 pandemic.

Delivering the Victorian African Communities Action Plan

Established in 2018, the *10-year Victorian African action communities action plan* (VACAP) aims to improve social, economic and wellbeing outcomes for Victoria's African communities.

In 2022–23, 13 community members established the Victorian African Communities Committee (VACC), which will support and shape VACAP initiatives. VACC is chaired by Pauline Richards MP.

In 2022–23, the department delivered the Employment Brokers program which assisted over 400 jobseekers to access support and training and over 110 people into employment.

We also delivered education initiatives which funded Homework Clubs and eight School Community Liaison Officers (SCLOs). The Homework Clubs engaged over 2,100 students and parents. SCLOs assisted 1,909 students.

VACAP's alcohol and other drugs initiative employed bicultural workers to provide specialist services and support to African young people. The initiative supported 95 people through case management and engaged over 3,000 people through training, education and events to improve awareness of substance misuse.

Supporting CALD Victorians through the VITS LanguageLoop Transition

Since 2021, the department has supported state-owned language services provider VITS LanguageLoop to implement its transition from a contractor-based model of workforce engagement to a primarily employment-based model.

In 2022–23, the department supported VITS LanguageLoop to plan for and carry out the operational, commercial and financial changes needed to implement the new employment model. The transition will support a high-quality, professional and sustainable interpreting and translating sector in Victoria, and ensure CALD Victorians can access essential language services.

Supporting priority recently arrived refugee and asylum seeking communities

In 2022–23, the Victorian Government provided \$6.7 million over two years to continue critical programs that support humanitarian communities. Key funding enabled the continuation of:

- > the Strategic Engagement Coordinator initiative
- > support for Refugee Legal to provide critical legal advice and support to asylum seekers and temporary visa holders
- > funding for Community Hubs Australia, which connects refugees and asylum seekers with services
- > the Supported Playgroups for New Arrivals initiative to nurture children's bilingual skills and build pathways to kindergarten and primary school.

In 2022–23, the department continued a unified approach to supporting refugee, asylum seeker and migrant communities through chairing a dedicated whole-of-government settlement network.

Multicultural Affairs also played an important role in advocating for strengthened outcomes for newly arrived communities, including through submissions to the Commonwealth Government on the humanitarian program, and by continuing support for executive and ministerial engagement with the Commonwealth Government.

Reducing isolation and fostering social connections for multicultural seniors' organisations to stay connected

In 2022–23, the department invested \$2.0 million to support almost 1,000 multicultural seniors organisations in 45 LGAs to reduce social isolation and foster social connections. The funding supported more than 136,000 senior members to:

- > celebrate and honour multicultural seniors' and seniors groups' unique contribution to Victoria
- > preserve and pass on cultural heritage for future generations.

Engaging and supporting CALD young people

The department continues to support young people from CALD backgrounds where they face additional challenges in achieving the social, economic, health and wellbeing outcomes of their peers. The *State Budget 2021–22* provided \$18.4 million over two years for a range of supports for South Sudanese, Somali, Afghan and Pasifika young people and their families through Community Support Groups (CSGs) and the Le Mana Pasifika Project.

CSGs provide a community-led and place-based approach to preventing youth disengagement and supporting South Sudanese, Somali and Afghan families and communities across nine local government areas in metropolitan Melbourne. The CSGs continued to provide individual case management and referrals in areas such as youth justice, mental health and employment, as well as cultural and community activities fostering engagement and participation. In 2022–23, the CSGs supported more than 3,000 individual young people.

The Le Mana Pasifika Project provides targeted, intensive intervention for at-risk Pasifika young people in local schools and community organisations to enable them to remain engaged in education. From July to December 2022, the Le Mana Pasifika Project worked with 16 schools to facilitate interventions and cultural capacity building

and engaged with more than 800 Pasifika young people in the areas of employment, educational engagement, cultural safety and family and community connection.

Delivering the *Free from violence: second action plan (2022–2025)*

The department is on track in its delivery of the *Free from violence: second action plan 2022–2025*. The plan aims to strengthen and scale-up innovative, evidence-informed work to drive primary prevention of family violence in Victoria.

For example, programs continue to be implemented in local councils, tertiary education, sports, and perinatal and early childhood settings to embed whole-of-institution approaches to prevention. Work is also under way to engage and empower young men through grassroots community programs to think critically about and challenge harmful attitudes that perpetuate violence.

The department is working across government to deliver the second action plan, and with Respect Victoria as a key partner. Respect Victoria has delivered campaigns to build widespread community awareness of the drivers and forms of family violence.

Preventing Family Violence and all forms of violence against women

In 2022–23, the department funded 17 prevention grant programs, totalling 95 individual projects across multiple settings and communities. For example, the Supporting Multicultural and Faith Communities to Prevent Family Violence program reached more than 7,000 people across multicultural and faith communities through unique awareness-raising initiatives. These included participatory theatre performances, video and podcast creation and co-designed educational activities for people of all ages and backgrounds.

The department also delivered the Supporting Young People to Understand Affirmative Consent program. This program engages young people and their key influencers, such as parents, carers and community workers, to improve their understanding of Victoria's new affirmative consent legislation and raise awareness of sexual violence.

Collectively, these initiatives increased Victorians' understanding of gender-based violence and strengthened ongoing efforts to create positive change in the places Victorians live, learn, work and socialise to prevent this violence from occurring in the first place.

Supporting veterans transition to civilian life through employment and grant programs

The Office for Veterans provides grants to community organisations for capital works, commemoration and education projects, war memorial restoration and programs that provide welfare support for veterans and their families.

The Office for Veterans delivers important funding to the veteran and ex-service community through four grant programs: Anzac Day Proceeds Fund, Victoria Remembers, Restoring Community War Memorials and Avenues of Honour and Veterans Capital Works.

In 2022–23, the Anzac Day Proceeds Fund provided more than \$806,000 to support 22 veteran welfare and wellbeing projects, while the Victoria Remembers Grant Program funded 27 commemorative and education projects to the value of \$336,488. Through the 2022–23 Restoring Community War Memorials and Avenues of Honour Grant Program, we allocated \$324,159 to 13 projects that support community groups to maintain war memorials, honour rolls and avenues of honour, or to change them to better reflect veteran service in their community. In 2022–23, \$2.44 million funded 93 projects through the portfolio's grant programs.

Through the Public Sector Veteran Employment Strategy, 1,159 veterans were placed into public sector roles between June 2017 and March 2023.

Veterans Card Victoria

In June 2023, the department partnered with Service Victoria to launch the Victorian Veterans Card through a digital token stored and shown on a smartphone in the Service Victoria app. The Veterans Card – Victoria is an Australian first. It acknowledges and thanks our veterans for their service and sacrifice while also providing a convenient pathway to access veteran-specific savings and services.

Shrine of Remembrance

The Office for Veterans works closely with the Shrine of Remembrance and ex-service organisations to deliver major commemorative and education programs. The Shrine of Remembrance is Victoria's pre-eminent place for the commemoration of service and educating Victorians and visitors about Australia's wartime history. The department provided \$2.65 million to the Shrine to upgrade lighting, deliver essential maintenance and address safety issues at this important commemorative site.

Key evaluations in 2022–23

The Aboriginal Self-determination and Outcomes (ASDO) Division led an evaluation of the first two years of the funding reform pilot with Djirra.

Djirra was funded for two years to deliver the funding reform pilot to link outcomes to funding, including:

- > development of an Outcomes Framework
- > progression of outcomes-based funding with Djirra funders
- > alignment of Djirra program level outcomes, data collection, and reporting against the Outcomes Framework.

The evaluation focuses on success factors, challenges and impacts. It is expected to frame lessons that can be transferred to other ACCOs and departments. The evaluation report is in the final stages of authorisation.

ASDO began planning for an evaluation of the Aboriginal-led flood response in 2022–23. This aims to understand what was delivered, and what contribution was made to the recovery and resilience of Aboriginal people, families and communities. To support low-burden reporting for organisations, the evaluation will be delivered in collaboration with the Department of Health.

Objective: All Victorians have stable, affordable and appropriate housing

This objective aims to ensure Victorians have safe homes that provide emotional and physical sanctuary. Victorians have security of tenure in housing that is accessible, appropriate, affordable and tailored to them. This objective includes supports to address and reduce housing insecurity and homelessness, to enable suitable housing for all.

Indicator results

	2020–21	2021–22	2022–23
Number of bonds issued to low-income Victorians to assist access to the private rental market	6,630	7,437	7,011
Number of clients assisted to address and prevent homelessness	105,304	101,627	98,333
Number of clients provided with accommodation	31,207	30,866	29,050
Number of family violence victims who receive a refuge response	819	734	943
Number of clients assisted to address and prevent homelessness due to family violence	50,855	46,045	40,998
Average waiting time for public rental housing for those clients who have received priority access housing allocation or a priority transfer	12.4 months	15.2 months	18.1 months
Average waiting time for public rental housing for clients who have received a priority access housing or priority transfer allocation due to family violence	11.1 months	17.1 months	23.6 months
Number of Utility Relief Grants granted to households	77,036	84,220	94,382

Key initiatives and projects

Deliver more social and affordable housing for Victorians

Continuing to deliver the Big Housing Build to provide more homes for more Victorians

The department, through Homes Victoria, continues to deliver on the landmark \$5.3 billion Big Housing Build investment in social and affordable housing.

The Big Housing Build is central to government delivering on its vision of more homes for more Victorians. The Big Housing Build investment is:

- > delivering more than 12,000 new social and affordable homes
- > committing 25 per cent of the total Big Housing Build investment in regional Victoria to deliver homes where they are needed across the state
- > targeting 10 per cent net new social housing for Aboriginal Victorians
- > prioritising 2,000 homes for people experiencing mental illness
- > delivering 1,000 homes for victim survivors of family violence.

The Big Housing Build will boost our state's social housing supply by 10 per cent.

Since the Big Housing Build began in November 2020, more than 7,600 homes have been completed or are under way, and more than 2,800 households have either moved or are getting ready to move into brand-new homes as at 30 June 2023.

More than 41,000 jobs have already been created, providing a boost to local and regional economies.

The Big Housing Build is being delivered across the following programs outlined below.

New homes on land owned by Homes Victoria

There continues to be significant progress in the delivery of new social and affordable homes from Homes Victoria, by replacing ageing properties and contributing to vibrant, well-connected neighbourhoods.

Several large-scale projects were completed during 2022–23, including Ascot Vale (200 new social and affordable homes) and Ashburton (178 new social

and affordable homes). Projects on schedule for completion in the second half of 2023 include West Heidelberg (130 social and affordable homes).

Another key project set for completion in early 2024 is the Ground Lease Model 1 program that will deliver new social, affordable and market rental homes at Flemington (240 social homes and 126 affordable homes), Brighton (151 social housing and 148 market rental homes) and Prahran (228 social homes and 217 market rental homes).

Building new homes to fight homelessness

The Victorian Government has committed \$469 million to build 1,000 new public housing homes for 1,800 Victorians across the state who are fleeing family violence or experiencing homelessness through the 1,000 Homes Program.

This investment is being delivered as part of the Big Housing Build and is generating more new public housing properties than previously existed on underutilised government-owned sites.

The program has made significant progress with nearly 1,400 new dwellings already completed and is on track to deliver more than 1,440 homes by project completion.

Social Housing Growth Fund

The Victorian Government has to date announced \$1 billion in grants to community housing agencies under the Social Housing Growth Fund grants program. This includes housing in regional Victoria and new homes for Aboriginal Victorians.

New homes developed under the Social Housing Growth Fund will be developed and managed by community housing agencies and allocated to households who have a priority need for housing through the Victorian Housing Register.

In October 2022, the Minister for Housing announced up to 683 new homes across regional Victoria, supported by \$219 million in grants ensuring regional Victorians have the security and stability of a home.

In June 2023, the Minister for Housing announced a further \$85 million in grants from the Social Housing Growth Fund to build more than 200 homes designed specifically for Victorians living with mental illness who require ongoing support.

This funding is in response to the Royal Commission into Victoria's Mental Health System recommendation to deliver co-designed homes for

Victorians living with mental ill health and who need wrap-around health, mental health and wellbeing supports.

Purchase program

The Victorian Government committed \$948 million to spot purchase properties and buy new homes in construction projects that are either in progress or ready to build. This funding will secure 1,800 social and affordable housing properties.

The spot-purchase component of the purchase program has been successfully completed. More than 600 homes have been completed and handed over for tenancy management as part of the In Progress and Ready to Build component of the program. A further 661 dwellings are in progress.

Additional programs under delivery include:

- > Youth Housing Program – \$50 million funding
- > Larger Households Program – \$20 million funding.

Delivering more homes through innovative models

Ground Lease Model

Homes Victoria is currently delivering 1,100 new homes through the innovative Ground Lease Model. Under the model, Homes Victoria retains ownership of land, and partners with not-for-profit groups who finance, plan, design, build and manage homes for 40 years before handing all dwellings back to Homes Victoria.

The sites will deliver social, affordable, specialist disability accommodation and market rental homes that are welcoming, secure and meet modern design and accessibility standards.

Ground Lease Model sites in Brighton, Flemington and Prahran are on track to welcome residents in early 2024.

Early works and demolition works at the Ground Lease Model 2 sites in South Yarra, Prahran, Hampton East and Port Melbourne are well under way. The early works and demolition work will be completed in stages from 2023 to 2025.

Public Housing Renewal Program

The Public Housing Renewal Program is transforming some of the oldest public housing estates in metropolitan Melbourne to ensure they remain vibrant, well-connected neighbourhoods into

the future. This includes building homes that are comfortable, modern, energy efficient, and that meet the needs of current and future renters.

Collectively, the program will deliver approximately 1,300 market housing and social housing homes at sites in North Melbourne, Northcote, Preston and Brunswick West. This will increase the number of social housing homes at these locations by more than 50 per cent.

Construction works are progressing well across all sites with social housing tenants expected to be welcomed to new homes at North Melbourne, Preston and Brunswick West throughout 2024.

Affordable Housing Rental Scheme

The Affordable Housing Rental Scheme was launched by the Minister for Housing in April 2022. The scheme will deliver 2,400 affordable rental homes to address affordability and supply pressures in metropolitan Melbourne and regional city centres.

Under the scheme, fixed-term rental agreements of at least three years are available for low eligible to moderate income households in metropolitan Melbourne and regional Victoria. This includes essential workers such as nurses, police, teachers and care workers who are experiencing rental stress and may be struggling to access home ownership. The scheme will ensure these households have access to modern and affordable homes conveniently located in key suburbs close to workplaces and local communities.

The first renters moved into 34 new homes in Kensington in April 2023. Another 372 affordable properties in Ascot Vale, Ashburton, Blackburn, Heidelberg, and Cheltenham are being tenanted or will be available later this year.

Continuing to improve our social housing

Homes Victoria is committed to ensuring that Victorians have access to high-quality, safe and sustainable housing that meets their needs.

Announced in 2020, Victoria's Building Works infrastructure package is a \$2.7 billion initiative to deliver new infrastructure and upgrade existing infrastructure across portfolios. This package allocated \$498 million to fund the maintenance and upgrade of 23,000 social housing properties across Victoria. The Building Works Package is nearing completion. More than 24,000 public and

community housing properties have had maintenance or upgrade works completed.

Through this program, more than 5,500 upgrades were made to almost 2,000 properties owned by Aboriginal Housing Victoria and ACCOs. Additionally, 374 new homes were built through the Building Works program and a further 153 new homes have commenced construction. These new homes will benefit Aboriginal people experiencing or at risk of homelessness, victim survivors of family violence and people who have had contact with the justice system.

The Building Works Package also included an additional \$30 million for maintenance and upgrades of Victorian Government Specialist Disability Accommodation. This program was completed in 2022 and delivered improvements to more than 450 homes, benefiting more than 1,800 residents.

Delivering environmentally sustainable social housing

The department is committed to continuing action on climate change to support positive health outcomes for renters, reduce operational and maintenance risks into the future, and support the development of a Clean Economy in Victoria.

Homes Victoria continues to work in partnership with the Department of Health to deliver on the Health and Human Services climate change adaptation action plan, released in February 2022. This includes building new housing that is better adapted to future climate conditions and taking steps to adapt the existing housing portfolio.

Homes Victoria continues to deliver the Energy Efficiency In Social Housing Program, providing energy efficiency upgrades in social housing across Victoria, reducing energy bills for low income and vulnerable households. Since launching in 2020, the program has upgraded 15,773 social housing homes, including the installing high efficiency reverse-cycle air conditioning systems.

Leverage funding from the \$300 million Commonwealth Household Energy Upgrades Fund, an additional \$92 million has been allocated to the program and deliver more than 45,000 upgrades in approximately 25,000 homes, with more than 5,000 homes to be fully electrified.

All new homes built by Homes Victoria will have a 7-star rating under the Nationwide House Energy

Rating Scheme (NatHERS). Larger developments on department-owned land achieve a 7-star NatHERS average, and a 5-star Green Star rating across the development. In line with the Victorian Government's ambitious target of net zero by 2050, these developments are set up to be net zero-ready with all-electric specification and solar photovoltaic systems.

Strengthening Victoria's homelessness response

Investments in the homelessness system have delivered a more contemporary response, providing tailored support that focuses on prevention, early intervention and sustainable housing based on evidence-based Housing First approaches.

Over successive State Budgets, the Victorian Government has invested in Housing First principles, where people who are sleeping rough or experiencing chronic homelessness are able to avoid crisis accommodation and are instead placed into long-term housing. As of 30 June 2023, the From Homelessness to a Home and Homes for Families programs represent the nation's largest housing first responses and have supported more than 2,000 households into stable housing with tailored and flexible support. The From Homelessness to a Home program has ongoing funding to provide multidisciplinary supports.

In addition, the *State Budget 2022–23* included capital funding to deliver two supportive housing facilities in regional Victoria. This builds on existing supported housing facilities currently operational in Melbourne: Audrey Rainsford, Viv's Place, Buckley Street and Elizabeth Street Common Ground.

In 2022–23, the department progressed implementation of the Victorian Government's investment in innovative, outcomes-driven homelessness services through Partnerships Addressing Disadvantage programs. This includes:

- > the Journey to Social Inclusion program, which assists Victorians previously experiencing chronic homelessness to maintain stable housing, health and wellbeing and prevents a return to homelessness and the previous high-volume use of acute health services

The department has also supported the response to Victorian floods through the Homelessness Flood Recovery Program. This was established in the regional areas of Goulburn, Loddon and Mallee in October 2022. The program provided support to

flood impacted households with complex needs and experiencing homelessness prior to the floods.

Enabling Aboriginal self-determination in the housing and homelessness system

Victorian Aboriginal housing and homelessness framework

Aboriginal people continue to have higher rates of homelessness in Victoria than anywhere in Australia. Census data shows that 17 per cent of Aboriginal Victorians sought homelessness support in 2020–21, with Aboriginal Victorians 13 times more likely to seek specialist homelessness service support than non-Aboriginal Victorians. There are currently more than 6,600 applications on the Victorian Housing Register for Aboriginal Victorians, with more than 4,100 of those registered as priority applications.

To address this crucial issue, the department is delivering *Mana-na woorn-tyeen maar-takoort: Every Aboriginal person has a home – the Victorian Aboriginal housing and homelessness framework* (the framework), in collaboration with the Aboriginal housing sector.

The framework is the vehicle for the Victorian Government to deliver on Aboriginal self-determination by transitioning power and responsibility to the community to determine the approach required to address their needs through governance mechanisms. These mechanisms elevate Aboriginal self-determination and ensure Aboriginal voices are at the forefront of system reform.

In the third year of implementation, the department continues to demonstrate its commitment to the strategic goals and objectives of the framework through the delivery of the following priorities:

- > supporting the framework's 20-year vision and sector-strengthening approach, including the delivery of the Aboriginal Housing Summit. A summit report is being finalised by Aboriginal Housing Victoria and includes 154 key recommendations. These recommendations will guide the next phase of implementation through the five-year implementation plan
- > empowering the Aboriginal community to direct the government on how best to deliver the Victorian Closing the Gap implementation plan. This will ensure the plan meets their needs and strengthens key initiatives delivered for Aboriginal communities. AHV provides a

system steward role in supporting the implementation of the framework. Importantly, this includes elevating the voice of the Aboriginal community through the framework governance groups

- > delivering maintenance, refurbishment and upgrades to properties that will benefit the Aboriginal community through the Building Works Stimulus Package. Incorporated in this package is a \$35 million commitment for Aboriginal housing, which is being delivered by AHV in partnership with 19 ACCOs
- > committing to cultural safety by implementing the cultural safety framework and working to embed greater cultural safety in the Victorian Housing Register. The Victorian Aboriginal community is working closely with government to ensure they drive culturally appropriate reform agendas, strategic thinking and the delivery of programs and initiatives
- > increasing the uptake of private rental through the expansion of the Aboriginal Private Rental Assistance Program to four additional areas across Victoria and the development of the Aboriginal Public Housing Tenancy Management Transfer Pilot.

Aboriginal Public Housing Tenancy Management Transfer Pilot

The Aboriginal Public Housing Tenancy Management Transfer Pilot (the pilot) will trial a transfer of public housing tenancy management responsibility from the department to an Aboriginal housing organisation.

The pilot will improve culturally safe service provision, greater choice, flexibility, and support Aboriginal renters to have control over who manages their tenancy. The pilot is currently in Phase 1. This involves undertaking an in-depth analysis of Aboriginal renter data in the Victorian public housing system to engage with key stakeholders and inform the pilot program delivery model.

Phase 2, forecast to commence October 2023, will involve engaging with Aboriginal public housing renters to assess their appetite to participate in the pilot and commence implementation of the pilot program.

Targeting 10 per cent of net new social housing for Aboriginal Victorians in the Big Housing Build

Ten per cent of all net new social housing properties built under the Big Housing Build will be for Aboriginal Victorians.

The delivery approach is being guided by Aboriginal self-determination principles. This means focusing on growing the Aboriginal housing sector's capacity so it can benefit from the Big Housing Build delivery through increased Aboriginal ownership, and enhanced ability to provide culturally safe tenancy management support.

To date, 314 Aboriginal households have been housed and 60 of these households are in homes managed by Aboriginal Housing Victoria. Hundreds more homes are in planning and construction.

Evaluation is continuing for requests for proposals through the Social Housing Growth Fund – Homes for Aboriginal Victorians grant round. This will deliver around 400 new homes for Aboriginal Victorians under the *Mana-na woorn-tyeen maar-takoort: Every Aboriginal person has a home – the Victorian Aboriginal housing and homelessness framework*.

The Community Housing Sector Development Fund's Aboriginal projects are progressing to support and build the capacity of the Aboriginal housing sector. This will increase their ability to participate in the Big Housing Build delivery, which includes:

- > the ACCOs Feasibility Study project, which analysed the financial and organisational capacity of eight ACCOs to become registered housing agencies, and explores development opportunities with their existing land and property assets. The project was finalised in August 2022
- > the Community Housing Brokerage role commenced in July 2022 to support Aboriginal organisations and registered community housing providers to form partnerships to apply for the Social Housing Growth Fund – Homes for Aboriginal Victorians round
- > the Supporting Aboriginal Registration project aims to support and increase the number of registered housing providers by establishing a two-year position to support ACCOs and Traditional Owner groups to navigate the registration process

- > the Local Government Partnerships Project has been established to develop a plan to increase the understanding of the housing needs of Aboriginal people in selected local government areas and apply strategies to promote Aboriginal housing outcomes.

Advancing Aboriginal self-determination in homelessness reform, service design and delivery

The Victorian Aboriginal community has provided the Victorian Government with *Mana-na woorn-tyeen maar-takoort: Every Aboriginal person has a home – the Victorian Aboriginal housing and homelessness framework* and the blueprint for an Aboriginal-specific homelessness system. This will guide how government and community can collaborate to achieve quality housing outcomes for Aboriginal Victorians, including addressing the overrepresentation of Aboriginal people experiencing homelessness.

The Victorian Government is expanding the Aboriginal Private Rental Assistance Program to a further four sites determined through the Victorian Aboriginal Housing and Homelessness Forum. The program will now be available at nine sites across Bayside Peninsula, Brimbank–Melton, Northeast Melbourne, Western Melbourne, Goulburn, Loddon, Inner and Outer Gippsland.

The *State Budget 2022–23* funded the establishment of an Aboriginal homelessness entry point to provide culturally appropriate intake, assessment and planning responses and multidisciplinary teams to better support Aboriginal people experiencing homelessness.

This pilot service response will provide an additional layer of support at outreach and entry to the homelessness system for Aboriginal people. It will also offer intensive support for people with multiple and complex needs.

Providing the pathway to recovery for North Melbourne and Flemington housing estates

The Paving the Way Forward (PTWF) program formally commenced in early 2021, providing a platform to support and work alongside North Melbourne and Flemington renters.

Since then, the PTWF team has been working with the renters from both estates' public housing tenants, local government and delivery partners to

embed renters' views and ideas into the decisions that affect their homes, neighbourhoods and services.

A key focus for the past 12 months has been developing and delivering local action plans for each estate. This initiative saw a combined \$1 million allocated across 80-plus estate-specific approaches and 40 shared approaches, including the youth and creative hub and legal concierge program. The program has also worked alongside renters to develop a targeted employment plan. The plan supports the coordination of services and leveraging key employment initiatives to achieve the goal of increased economic participation of residents from both the North Melbourne and Flemington estates.

Delivering employment solutions for social housing residents

In May 2022, the Victorian Government invested \$3 million in the Social Housing Employment Program (SHEP) through the Jobs Victoria Fund. The program will support 200 social housing renters and other priority jobseekers into full or part-time social housing related jobs by late-2023.

The program targets social housing renters and others at risk of long-term unemployment and connects them with a wide range of career opportunities. Program participants will be able to work and get paid while they complete an industry-related qualification and receive on-the-job training to build skills and capabilities.

The entry-level roles provide secure work for a minimum of 12 months paid at or above award rates. One-on-one mentoring and supports are also available. The program is being rolled out by Qualify in Gippsland and Uniting in metropolitan Melbourne.

To date, the program has successfully placed 108 jobseekers from metropolitan Melbourne and 141 jobseekers from Gippsland area into employment.

Targeted Employment Plan North Melbourne, Flemington, and Yarra

PTWF and Homes Victoria are using targeted employment plans (TEP) as a framework to lead and support efforts to enhance educational and employment opportunities for social housing residents in North Melbourne, Flemington, and Yarra. The two proposed TEPs have

been designed based on a comprehensive understanding of the employment needs and expectations of the residents, an assessment of existing services, identification of potential gaps in employment services, and evidence-based research from place-based engagement and co-design.

TEP North Melbourne and Flemington (NMF) has been developed as part of the PTWF local action plans. The implementation of the action plan will be supported by \$1.8 million in funding dedicated to employment initiatives in the two estates.

In particular, the following programs have been funded as TEP action items:

- > Game Changers (delivered by the Huddle in partnership with the Ubuntu Project)
- > TO-LEAP (delivered by Two Square Pegs in partnership with the Inner West Community Foundation)
- > Future Talks Series by the Young African Professional Network (co-funded with the Moonee Valley City Council).

Additionally, two forums brought together employment service providers, employers, and the community, aiming to discuss employment solutions specific to the North Melbourne and Flemington public housing context. Another forum, Better Employment Practices, Better Futures, is being planned and is scheduled to be delivered in partnership with the Moonee Valley City Council in September 2023. These social housing-specific local resident employment forums are the first of their kind in Victoria.

The department has successfully achieved its objective of developing the Yarra TEP, which identified priority actions to increase the economic participation of social housing residents in Yarra. However, it is important to note that, unlike the TEP NMF, there is currently no funding available to implement the priority actions outlined in the Yarra TEP. The agencies involved continue to explore potential collaborative avenues and partnerships to ensure that the identified priority actions can be effectively implemented in the future.

Delivering safe, tailored housing to victim survivors of family violence across Victoria through the Refuge Redevelopment Program

In 2022–23, the department progressed delivery of the Refuge Redevelopment Program to replace 17 communal refuges with 'core and cluster' designs, and the construction of three new Aboriginal refuges. This included completing construction on a further core and cluster refuge. To date, 14 refuges are now complete with a further six in redevelopment, two of which are expected to be completed in the next 12 months.

The core and cluster refuges are buildings with separate units that give victim survivors more privacy while still providing stable, safe and secure accommodation. Staff are located on site in a separate area and provide support 24 hours a day, seven days a week. These core and cluster refuges are accessible and appropriate for diverse cohorts including LGBTQI+ communities and people with disabilities.

Performance against output performance measures

This section provides information about the department's performance against output performance measures.

Results in the tables below are coded according to:

- ✓ Performance target achieved or exceeded
- Performance target not achieved – within five per cent variance
- Performance target not achieved – exceeds five per cent variance

Note: There may be slight discrepancies in the variation percentage figures due to decimal point rounding.

Child protection and family services

Through the funding of statutory child protection services, family support and parenting services, and placement care services and specialist support services, this output aims to ensure the safety and wellbeing of adolescents and children at risk of harm, abuse and neglect. This output aims to make a positive difference to Victorians experiencing disadvantage by providing excellent community services to meet clients' needs.

Performance measures	Unit of measure	2022–23 target	2022–23 actual	Variation	Result
Quantity					
Daily average number of children in care placements	number	10,625	9,366	-11.8%	✓
The lower actual is lower than the 2022–23 target, reflecting demand for services. A lower result signifies that fewer care placements are being required (potentially reflecting impacts of early intervention initiatives).					
Daily average number of children in foster care placements	number	1,773	1,512	-14.7%	✓
The lower actual reflects changes in target-setting methodology and potentially early impacts from early intervention and prevention initiatives.					
Daily average number of children in kinship care placements	number	8,338	7,354	-11.8%	✓
The lower actual reflects changes in target-setting methodology and potentially early impacts from early intervention and prevention initiatives.					
Daily average number of children in residential care placements	number	514	497	-3.3%	✓
Daily average number of children subject to permanent care orders	number	3,555	3,557	0.1%	✓
Number of families receiving an intensive support service	number	3,107	2,615	-15.8%	■
The lower actual is due to data categorisation issues that have resulted in under-reporting, and workforce recruitment challenges have resulted in under performance.					
Number of family services cases provided to Aboriginal families	number	1,909	2,472	29.5%	✓
The higher actual is due to a high proportion of Aboriginal families receiving a family service, and data categorisation issues.					
Number of intensive support services provided to Aboriginal families	number	839	598	-28.7%	■
The lower actual is due to due to data categorisation issues that have resulted in under-reporting, and workforce recruitment challenges have resulted in under performance.					

Performance measures	Unit of measure	2022–23 target	2022–23 actual	Variation	Result
Number of investigations from reports to Child Protection Services about the wellbeing and safety of children	number	39,100	39,404	0.8%	✓
Reports to Child Protection Services about the wellbeing and safety of children	number	136,677	128,705	-5.8%	✓
The lower actual is a positive result and may reflect investment in strengthened service responses to address risk early and divert children from involvement with the statutory child protection service.					
Total number of family services cases provided	number	21,548	19,246	-10.7%	■
The lower actual is due to the increasing level of service provided to each family. There is a level of underperformance due to workforce shortages.					
Quality					
Children and young people in care who have had two or less placements in the past 12 months (not including time at home in parental care)	per cent	90	93	3.4%	✓
Children and young people who were the subject of a substantiated report within 12 months of the closure of a previous substantiated report	per cent	17.5	16	-8.0%	✓
The lower result reflects that more children are remaining safe and experiencing stability in their care arrangements post child protection involvement and may reflect the effectiveness of supports put in place for the family post child protection involvement.					
Children and young people who were the subject of an investigation which led to a decision not to substantiate, who were subsequently the subject of a substantiation within three months of case closure	per cent	3	4	26.7%	✓
The higher result may be due to a change in circumstances or new information that changes the assessment of a child's circumstances.					
Organisations that have successfully completed a certification review (family and community services)	per cent	95	100	5.3%	✓
The higher result reflects that all organisations that undertook certification completed the process successfully.					
Organisations that have successfully completed a certification review (specialist support and placement services)	per cent	95	100	5.3%	✓
The higher result reflects that all organisations that undertook certification completed the process successfully.					
Proportion of Aboriginal children placed with relatives/kin, other Aboriginal carers or in Aboriginal residential care	per cent	77	73	-5.3%	■
Despite the lower actual, Victoria continues to have a higher rate of placing Aboriginal children with kin/relatives than the national average. Factors impacting on placing children with relatives/kin include: no family found, or family identified but unable or unwilling to provide care or deemed unsuitable to provide care.					
Timeliness					
Percentage of child protection investigations assessed as urgent, that were visited, or where attempts were made to visit, within two days of receipt of the report	per cent	97	92	-4.8%	○
Cost					
Total output cost	\$ million	1,824.0	2,069.7	13.5%	✓
The higher actual is primarily due to additional funding provided for Government policy commitments including for 'Maintaining the foundations'.					

Housing assistance

The housing assistance output, through the provision of homelessness services, crisis and transitional accommodation and long-term adequate, affordable and accessible housing assistance, coordinated with support services where required, home renovation assistance and the management of the home loan portfolio, aims to make a positive difference for Victorians experiencing disadvantage by providing excellent housing and community services to meet clients' needs.

Performance measures	Unit of measure	2022–23 target	2022–23 actual	Variation	Result
Quantity					
Number of bonds issued to low-income Victorians to assist access to the private rental market	number	10,000	7,011	-29.9%	■
The lower actual is due to the ongoing economic impact of COVID-19 in the private rental market.					
Number of clients assisted to address and prevent homelessness	number	107,000	98,333	-8.1%	■
The lower actual is due to family violence intake services transferring from homeless services to The Orange Door. The corresponding BP3 measure that captures the transition is 'Total assessments undertaken at the Support and Safety Hubs'.					
Number of clients assisted to address and prevent homelessness due to family violence	number	49,000	40,993	-16.3%	■
The lower actual is due to family violence intake services transferring from homeless services to The Orange Door. The corresponding BP3 measure that captures the transition is 'Total assessments undertaken at the Support and Safety Hubs'.					
Number of clients provided with accommodation	number	30,000	29,050	-3.2%	○
Number of households assisted with long-term social housing (public, Aboriginal and community long-term tenancies at end of year)	number	77,900	77,045 ⁱ	-1.1%	○
Number of public housing dwellings upgraded during year	number	2,665	2,654	-0.4%	○
Total number of social housing dwellings	number	89,832	88,189	-1.8%	○
Total social housing dwellings acquired during the year	number	2,775	2,448	-11.8%	■
The lower actual reflects the ongoing economic impacts of COVID-19 including supply chain disruptions.					
Total number of Victorian Affordable Housing Program (VAHP) affordable housing	number	340	201	-40.9%	■
The lower actual is due to the ongoing economic impact of COVID-19 including supply chain disruptions and due to program scheduling changes.					
Number of family violence victims who receive a refuge response	number	1,061	943	-11.1%	■
This result has increased from last year in part due to new refuge capacity coming online. The lower actual compared to the target represents the ongoing impact of COVID-19 including supply chain disruptions as well as longer stays in refuge for victim survivor households.					
Number of nights of refuge accommodation provided to victims of family violence	number	54,109	54,099	-0.02%	○
Number of calls responded to by the statewide 24/7 family violence victim/survivor crisis service	number	60,000	59,882	-0.2%	✓
Quality					
Proportion of homelessness services clients that engage with support services and access or maintain housing	per cent	77	76	-0.9%	○

ⁱ The actual shown is a combination of internal data and survey results from December 2022.

Performance measures	Unit of measure	2022–23 target	2022–23 actual	Variation	Result
Social housing tenants satisfied with completed urgent maintenance works	per cent	85	85	0.1%	✓
Social housing tenants satisfied with completed non-urgent maintenance works	per cent	80	55.7	-30.4%	■
<p>The lower actual is primarily due to the backlog of non-urgent jobs being unable to be undertaken during the COVID-19 pandemic and the ongoing supply chain challenges. Satisfaction with non-urgent works has progressively improved over 2022–23 as contracts worked through the backlog of non-urgent jobs.</p>					
Timeliness					
Average waiting time for public rental housing for those clients who have received priority access housing allocation or a priority transfer	months	10.5	18.1	72.1%	■
<p>The higher actual reflects sustained demand for social housing following the COVID-19 pandemic, and less renters moving out.</p>					
Average waiting time for public rental housing for clients who have received a priority access housing or priority transfer allocation due to family violence	months	10.5	23.6	124.3%	■
<p>The higher actual reflects sustained demand for social housing following the COVID-19 pandemic, and less renters moving out.</p>					
Proportion of clients where support to sustain housing tenure was provided or referred	per cent	88	84.6	-3.8%	○
Cost					
Total output cost	\$ million	821.1	848.7	3.4%	✓

Family violence service delivery

This output will lead and coordinate whole-of-government family violence policy and implement and deliver the government's family violence reform agenda. This will include establishing and operating Support and Safety Hubs, implementing information sharing legislation, and delivery of risk assessment and management programs.

Performance measures	Unit of measure	2022–23 target	2022–23 actual	Variation	Result
Quantity					
Workers trained in the Family Violence Risk Assessment and Risk Management Framework	number	10,000	13,098	31.0%	✓
<p>The higher actual is due to additional efficiencies achieved from the rollout of eLearning packages resulting in more workers being trained.</p>					
Support and Safety Hubs established	number	18	18	0.0%	✓
Total assessments undertaken at the Support and Safety Hubs	number	75,370	122,229	62.2%	✓
<p>The higher actual is due to all 18 The Orange Door sites becoming operational which has led to significant additional capacity.</p>					
Total assessments undertaken for children in the Support and Safety Hubs / The Orange Door	number	49,093	91,067	85.5%	✓
<p>The higher actual is due to all 18 The Orange Door sites becoming operational which has led to significant additional capacity.</p>					

Performance measures	Unit of measure	2022–23 target	2022–23 actual	Variation	Result
Number of cases referred to and assisted by a Risk Assessment and Management Panel (RAMP)	number	450	433	-3.7%	○
Number of cases referred to Risk Assessment and management Panels and managed by the coordinators The higher actual is due to higher than anticipated numbers of cases where effective interventions occur prior to the RAMP meeting. Overperformance in this measure is positive as it reflects the work undertaken by coordinators to reduce client risk and divert cases from requiring a RAMP hearing. This is a new measure in 2022–23 without a historical baseline.	number	200	265	32.5%	✓
Number of children who receive a Sexually Abusive Behaviours Treatment Service response The higher actual is due increased demand and additional fixed-term funding being provided in 2022–23 to respond to the demand. Increasing community awareness of this program has continued to drive strong demand across the system.	number	1,182	1,357	14.8%	✓
Number of episodes of support provided to adolescents using violence in the home The lower actual is due to data categorisation issues that have resulted in under-reporting, and workforce recruitment challenges that have resulted in under performance.	number	1,040	884	-15.0%	✓
Number of calls responded to by the statewide telephone help line for men regarding family violence The higher actual is due to growing enquiries about Men's Referral Service's crisis accommodation services for men who have used family violence.	number	6,500	7,688	18.2%	✓
Number of men participating in the Men's Behaviour Change program The lower actual is due to data categorisation issues that have resulted in under-reporting, and workforce recruitment challenges have resulted in under performance.	number	4,400	2,906	-33.9%	■
Number of case management responses provided to perpetrators of family violence including those that require individualised support The higher actual is due to the program experiencing high demand which has been able to be met by additional fixed-term funding. The 2022–23 estimated outcome is therefore higher than the target.	number	1,300	1,748	34.4%	✓
Number of sexual assault services provided to adults, children and young people The higher actual is due to increased demand and additional fixed-term funding being provided in 2022–23 in response to the demand. Increasing community awareness of this program has continued to drive strong demand across the system.	number	14,890	20,698	39.0%	✓
Quality					
Satisfaction of workers with the information sharing and family violence risk assessment and risk management training The higher actual is due to high satisfaction of training participants, especially the ones attending facilitated sessions.	per cent	90	99	10.0%	✓
Satisfaction of clients with Support and Safety Hubs services The higher actual is due to higher than expected level of satisfaction among clients of The Orange Door that were surveyed through the Client Voice Survey.	per cent	80	88	10.0%	✓
Timeliness					
Assessments undertaken within seven days The lower actual is due workforce capability with new The Orange Door sites commencing, with new staff requiring additional induction and upskilling.	per cent	80	73.5	-8.1%	■
Sexual assault support services clients receiving an initial response within five working days of referral	per cent	98	95.5	-2.6%	○

Performance measures	Unit of measure	2022–23 target	2022–23 actual	Variation	Result
Cost					
Total output cost	\$ million	585.9	593.2	1.2%	✓

Concessions to pensioners and beneficiaries

This output, through the development and coordination of the delivery of concessions and relief grants to eligible consumers and concession card holders, aims to make a positive difference for Victorians experiencing disadvantage by providing excellent community services to meet clients' needs.

Performance measures	Unit of measure	2022–23 target	2022–23 actual	Variation	Result
Quantity					
Households receiving mains electricity concessions	number	943,617	899,299	-4.7%	○
Households receiving mains gas concessions	number	665,040	659,501	-0.8%	○
Households receiving non-mains energy concessions	number	24,848	23,067	-7.2%	■
The lower actual is due to COVID-19 situation improvement. The effects of increases from previous years due to COVID-19 has started to taper off from last year when the target was set.					
Households receiving pensioner concessions for municipal rates and charges	number	434,997	435,721	0.2%	✓
Households receiving water and sewerage concessions	number	680,209	689,763	1.4%	✓
Number of Utility Relief Grants granted to households	number	92,801	94,382	1.7%	✓
Quality					
Percentage of customers satisfied with State Trustees Limited services	per cent	75	63	-16.0%	■
The Minister for Disability, Ageing and Carers has entered into a new four-year Community Service Agreement with State Trustees. This measure is inconsistent with the new Agreement and has therefore been replaced with a more suitable measure. State Trustees now measure customer satisfaction through a Client Experience index to provide additional insights into customer satisfaction.					
Percentage of Community Service Agreement performance targets that have been achieved by State Trustees	per cent	90	100	11.1%	✓
The higher actual is calculated excluding targets related to financial performance as financial results are not yet available. In addition, State Trustees have provided additional training to their Onboarding team and the Financial Independence Program (FIP) team, resulting in greater customer satisfaction and achievement of Community Service Agreement targets. This performance measure will be replaced in the 2023–24 State Trustee related performance measures in line with the revised KPI reporting requirements outlined in the new Community Services Agreement.					
Percentage of customer requests answered by State Trustees within the timelines set in the Community Service Agreement	per cent	90	90	0%	✓
This figure is reported annually by State Trustees in August; calculating this measure is complex and resource intensive due to extensive systems changes in recent years. State Trustees is unable to provide a figure in the available timeframe. This performance measure will be replaced in the 2023–24 State Trustee related performance measures in line with the revised KPI reporting requirements outlined in the new Community Services Agreement.					
Cost					
Total output cost	\$ million	640.6	628.8	-1.8	○

Disability services

Through the provision of continuing care and support services for people with disabilities, their carers and their families, this output aims to make a positive difference for Victorians experiencing disadvantage and provide excellent community services to meet clients' needs.

Performance measures	Unit of measure	2022–23 target	2022–23 actual	Variation	Result
Quantity					
Clients receiving forensic disability service	number	750	789	5.2%	✓
The higher actual is due to the result being based on June 2023 result. Results show more clients are being serviced and demonstrate continued demand for services.					
Quality					
Forensic disability residents participating in community reintegration activities	per cent	80	86.4	8.0%	✓
The higher actual is due the result being based on June 2023 data and shows higher than expected proportion of residents are participating in community integration activities to support their rehabilitation. Based on internally and externally delivered residential services.					
Organisations that have successfully completed a certification review (accommodation supports)	per cent	95	100	5.3%	✓
Only one organisation was required to undertake a certification review during 2022–23 and this organisation successfully achieved certification. The vast majority of these organisations have now fully transitioned to the NDIS.					
Organisations that have successfully completed a certification review (client services and capacity)	per cent	95	100	5.3%	✓
Only two organisations were required to undertake certification reviews during 2022–23 and both successfully achieved certification. The vast majority of these organisations have now fully transitioned to the NDIS.					
Organisations that have successfully completed a certification review (individualised supports)	per cent	95	N/A	N/A	
This measure was not applicable due to their being no state-funded disability services providing this activity that were due for certification review (due to the vast majority of these organisations / services having now fully transitioned to the NDIS).					
Timeliness					
Forensic disability Target Group Assessments completed within six weeks	per cent	80	90	12.5%	✓
The higher actual is due to result being determined by averaging monthly results over 2022–23. The June 2023 result shows 100% of target group assessments being completed within six weeks. This exceeds expectations and demonstrates efficiencies in processes so that all target group assessments are now being completed in a timely manner which supports improved administration of justice and timeliness of courts.					
Cost					
Total output cost	\$ million	490.1	478.3	-2.4%	○

Community participation

Community participation programs include the Neighbourhood House Coordination Program, Men's Sheds, Community Support and Community Finance initiatives. These programs support the social and economic participation of Victorian communities, particularly vulnerable populations.

Performance measures	Unit of measure	2022–23 target	2022–23 actual	Variation	Result
Quantity					
Hours of coordination funding provided to Neighbourhood Houses	Number	561,896	561,320	-0.1%	✓
Timeliness					
Grants acquitted within the timeframe specified in the terms and conditions of the funding agreement	per cent	92	92	0.0%	✓
Cost					
Total Output Cost	\$ million	65.9	73.1	10.9%	✓
The higher actual is primarily due to additional investment by the government for COVID-19 support initiatives targeted at supporting the wellbeing of vulnerable Victorians.					

Office for Disability

The Office for Disability leads and coordinates whole-of-government policy, disability action planning and funding, and support to disability advocacy and self-advocacy organisations so that people with disability experience reduced disadvantage, can fully participate in the community and have their rights upheld.

Performance measures	Unit of measure	2022–23 target	2022–23 actual	Variation	Result
Quantity					
Number of Disability Advocacy clients	number	2,500	2,782	11.3%	✓
The higher actual is an estimated outcome while one agency revises the counting methodology and performance targets to separate Commonwealth and state funding outcomes.					
Timeliness					
Departments report progress to Office for Disability on state disability plan responsibilities within agreed timeframes	number	100	100	0.0%	✓
Cost					
Total output cost	\$ million	7.8	22.1	14.3%	✓
The higher actual is primarily due to funding transfer of State Disability Plan initiative from Disability Service output.					

Seniors programs and participation

This output supports broader community planning processes to facilitate an integrated community planning and response approach aimed at enabling older Victorians to fully participate and engage in the community.

Performance measures	Unit of measure	2022–23 target	2022–23 actual	Variation	Result
Quantity					
Pension-level beds available in assisted supported residential services facilities	number	1,633	1,561	-4.4%	○
Pension-level supported residential services residents provided with service coordination and support/brokerage services	number	775	775	0.0%	✓
New University of the Third Age membership growth	per cent	5	7.3	46.0%	✓
The higher actual is due to seniors were happy to return to U3A activities after several years of lockdowns.					
Open rates for Seniors Card eNewsletters	per cent	48	58	20.8%	✓
The higher actual is due to implementing competitions to stimulate interest in the emails.					
Individuals provided with respite and support services	number	13,250	31,995	141.5%	✓
The higher actual is due based on estimate data and will be confirmed following Minimum DataSet annual resubmission period in August 2023. Resubmission period allows providers to correct data submission errors made through the year. This may result in lower over-performance than current data suggest, however over-performance is still anticipated.					
Note this data encompasses the Victorian Support for Carers Program combined with the Additional Respite funded program in 2022–23.					
Number of hours of respite and support services	Number	261,250	302,227	15.7%	✓
The higher actual is due based on estimate data and will be confirmed following Minimum DataSet annual resubmission period in August 2023. Resubmission period allows providers to correct data submission errors made through the year. This may result in lower over-performance than current data suggest, however over-performance is still anticipated.					
Note this data encompasses the Victorian Support for Carers Program combined with the Additional Respite funded program in 2022–23.					
Eligible seniors in the Seniors Card program	per cent	90	89	-1.1%	○
Senior satisfaction with Victorian Seniors Festival events	per cent	90	96	6.7%	✓
The higher actual is due to Seniors being happy with the return to live events after several years of lockdowns and online festival performances where no live events took place.					
Cost					
Total output cost	\$ million	68.4	66.8	-2.3%	○

Support to veterans in Victoria

This output provides coordination of veteran-related issues at a state level, especially in relation to commemoration, education programs, grant programs, research and veteran welfare. This output supports the Shrine of Remembrance and the Victorian Veterans Council.

Performance measures	Unit of measure	2022–23 target	2022–23 actual	Variation	Result
Quantity					
Entries received – Premier’s Spirit of Anzac Prize	number	250	0	-100%	■
The lower actual is due to the planned Spirit of Anzac Prize trip to Turkiye in 2022–23 being cancelled due to the earthquakes in early 2023. The selection process for the 2023–24 program has been finalised and students will travel in November 2023.					

Performance measures	Unit of measure	2022–23 target	2022–23 actual	Variation	Result
Community engagement – Shrine ceremonial activities, public and student education programs, tours and general visitation The higher actual is due to increased attendance at commemorative services, the weekly Last Post service, and at major commemoration services for Anzac Day and Remembrance Day. The return of interstate and international visitors have also increased attendance.	number	750,000	1,201,664	60.2%	✓
Number of veterans employed in the Victorian public sector The lower actual is due to the published target of 750 being for the four-year program from 1 July 2021 to 30 June 2025. The 2022–23 actual of 264 exceeds the annualised target of 188 placements by 40%.	number	750	264	–65%	■
Quantity					
Commemorative and educative projects meet agreed project objectives	per cent	100	100	0.0%	✓
Timeliness					
Deliver an annual program of grants within agreed, published timelines	per cent	100	100	0.0%	✓
Cost					
Total output cost The higher actual is primarily due to additional government investment in policy initiatives.	\$ million	11.5	12.1	5.2%	✓

LGBTIQ+ equality policy and programs

This output provides programs and services to promote equality for LGBTIQ+ Victorians and to support these communities' economic, social and civic participation.

Performance measures	Unit of measure	2022–23 target	2022–23 actual	Variation	Result
Quantity					
Number of people who have attended government-supported pride events and festivals	number	100,000	98,523	–1.5%	○
Number of people engaged through a Trans and Gender Diverse Peer Support Program The higher actual is due to the increased vilification experienced by trans and gender-diverse people and the corresponding demand surge for support groups.	number	250	588	135.2%	✓
Proportion of LGBTIQ+ grant program recipients who are located in regional and rural areas The higher actual is due to targeted focus on funding regional and rural LGBTIQ+ organisations in 2022–23.	per cent	30	52	73.3%	✓
Number of community leaders completing the LGBTIQ+ Leadership Program	number	25	26	4.0%	✓
Timeliness					
Percentage of payments for events made within agreed timeframes The higher actual is due to effective monitoring and management of grant funding payments.	per cent	85	100	17.6%	✓
Cost					
Total output cost	\$ million	10.1	10.2	0.7%	✓

Women's policy

This output provides initiatives that support women and the prevention of family violence and supports the economic, social and civic participation and inclusion of all Victorians.

Performance measures	Unit of measure	2022–23 target	2022–23 actual	Variation	Result
Quantity					
Number of people participating in funded gender equality programs	number	7,000	10,713	53.0%	✓
The higher actual is a positive result and reflective of the additional funding received by: Women's Health Services for flood recovery at the end of 2022, the Women Deliver conference in Melbourne during June 2023, and a significant increase in participants for Fitted for Work due to increased economic pressures and cost of living.					
Percentage of women on Victorian Government boards	per cent	50	53	6.0%	✓
The higher actual is a positive result and demonstrates Victorian Government boards' commitments to having a minimum 50 per cent of board members being women.					
Gender equality grant recipients who met or exceeded contractually agreed outcomes	per cent	95	100	5.3%	✓
The higher actual is due to all gender equality grant recipients meeting or exceeding their contractually agreed outcomes.					
Timeliness					
Women's portfolio projects and programs delivered on time	per cent	100	100	0.0%	✓
Tools, resources and guidelines to support the <i>Gender Equality Act 2020</i> implementation are completed within agreed timeframes	per cent	100	100	0.0%	✓
Cost					
Total output cost	\$ million	13.4	14.6	9.0%	✓
The higher actual is due to additional government investment in policy initiatives.					

Primary prevention of family violence

This output provides initiatives that support primary prevention of family violence and violence against women.

Performance measures	Unit of measure	2022–23 target	2022–23 actual	Variation	Result
Quantity					
Number of people participating in funded primary prevention programs	number	10,000	37,153	271.1%	✓
The higher actual is due to continuing high rates of online participation associated with the legacy of COVID-19 restrictions, program maturity leading to greater community recognition and participation, and the establishment of a number of programs after the target was created.					
Quality					
Prevention of family violence grant recipients who met or exceeded contractually agreed outcomes	per cent	95	100	5.3%	✓
The higher actual is due to all providers meeting contractually agreed milestones.					
Timeliness					
Prevention of family violence projects and programs delivered on time	per cent	100	100	0.0%	✓

Performance measures	Unit of measure	2022–23 target	2022–23 actual	Variation	Result
Cost					
Total output cost	\$ million	27.1	34.8	28.2%	✓
The higher actual is due to additional government investment in a number of key government policy initiatives.					

Youth

This output leads and coordinates whole-of-government policy advice and delivers a range of initiatives for young people aged between 12 and 25 years to gain a range of skills and experiences and to actively participate in their local communities.

Performance measures	Unit of measure	2022–23 target	2022–23 actual	Variation	Result
Quantity					
Participation by young people in programs that provide opportunities to be involved in social and economic life in their communities	Number	245,000	305,608	24.7%	✓
The higher actual is due to increased participation following the removal of social distancing requirements associated with the COVID-19 pandemic and re-engagement of young people within youth groups.					
Participation by young people in programs that support young people to be involved in decision making in their community	number	2,300	3,631	57.9%	✓
The higher actual is due to increased number of young people being involved in the design and delivery of Youth portfolio programs, particularly Youth Fest.					
Number of Scout Hall Capital Projects Completed	number	6	4	-33.3%	■
The lower actual is due to continued construction delays due to COVID-19 which has necessitated a longer timeframe for completion for the final Scout Halls. Remaining halls are on track to be completed by June 2024.					
Quality					
Participants reporting development of transferrable skills supporting positive outcomes for young people	per cent	75	77	2.7%	✓
Timeliness					
Percentage of programs delivered within agreed timeframes	per cent	90	95.2	5.8%	✓
The higher actual is due to strong engagement with funded providers across Youth Portfolio programs to ensure delivery within agreed timeframes.					
Cost					
Total output cost	\$ million	32.6	31.7	-2.7%	○
In the 2022–23 fiscal year, all allocated funds in the Youth portfolio were utilised for grants and other investments as intended. Output figures listed are due to departmental budget misalignment.					

Multicultural affairs policy and programs

This output provides policy advice on multicultural affairs and social cohesion in Victoria, including settlement coordination for newly arrived migrants and refugees and delivers a range of programs to directly support Victoria's multicultural communities. It also supports Victoria's whole-of-government approach to multiculturalism. The output includes monitoring of government departments' responsiveness to Victorians from culturally, linguistically and religiously diverse backgrounds.

Performance measures	Unit of measure	2022–23 target	2022–23 actual	Variation	Result
Quantity					
Consultations with communities on issues relevant to CALD communities	number	75	77	2.7%	✓
Number of projects delivered in partnerships with CALD communities	number	30	58	93.3	✓
The higher actual is due to the flood relief program and resulting partnerships implemented in response to the October 2022 floods.					
Number of people engaged through Cultural Diversity Week events and engagement	number	25,000	26,138	4.6%	✓
Community participation in multicultural events (attendance at Multicultural Affairs events)	number (millions)	1.3	1.6	23.1%	✓
The higher actual is due to an increase in events post the COVID-19 pandemic.					
Quality					
Proportion of approved grant funding provided to organisations in regional/rural areas	per cent	20	20.1	0.5%	✓
The lower actual is due to the Multicultural Seniors Support program representing a significant portion of overall grant funding allocated through the portfolio in 2021–22 and the overwhelming majority of multicultural seniors organisations being located in metropolitan Melbourne.					
Cost					
Total output cost	\$ million	51.2	56.2	9.8%	✓
The higher actual is due to additional government investment in a number of key government policy initiatives.					

Discontinued output performance measure

The department identified seven performance measures for discontinuation in the *State Budget 2022–23*.

One measure was proposed to be discontinued as the activity is captured under another performance measure in Budget Paper 3 ('Total assessments undertaken for children in the Support and Safety Hubs / The Orange Door'):

- > Number of Child FIRST assessments and interventions

One measure was proposed to be discontinued due to changed NDIS funding arrangements, with funding continuing to be reported in Budget Paper 5:

- > NDIS participants jointly funded with the Commonwealth

Five measures were proposed to be discontinued and replaced with new measures:

- > Annual reporting against the state disability plan within agreed timeframes
- > Number of ex-service organisation training and/or information sessions delivered
- > Number of organisations engaged through the establishment of a Trans and Gender Diverse Peer Support Program
- > Payments for events made in accordance with department milestones
- > Attendance at Cultural Diversity Week flagship event, Victoria's Multicultural Festival

The Public Accounts and Estimates Committee supported the department's rationale for the discontinuation in all cases. No measures were discontinued due to the discontinuation of operations.

Departmental financial summary

Financial summary (\$ millions)	2023	2022	2021 ⁱ
Income from government	5,047.5	6,583.4	2,566.8
Total revenue and income from transactions	6,038.0	8,021.4	2,837.4
Total expenses from transactions	(6,282.1)	(7,669.5)	(2,734.0)
Net result from transactions	(244.1)	351.8	103.2
Net result for the period	(264.7)	335.9	107.7
Net cash flow from operating activities	182.5	548.2	377.1
Total assets	38,565.6	38,113.8	32,244.7
Total liabilities	1,383.6	1,337.6	1,085.7

Departmental financial arrangements

The department's audited financial statements presented in this annual report do not exclude entities within the department's portfolio that are not controlled by the department.

To enable efficient production of financial statements for smaller entities within the department's portfolio and to recognise the Director of Housing entity operating within the department's business structure, pursuant to s. 53(1)(b) of the *Financial Management Act 1994*, the Assistant Treasurer has granted approval for the department to prepare financial statements incorporating the following entities which form part of the Department of Family Fairness and Housing reporting entity:

- > Homes Victoria
- > Commission for Children and Young People
- > Respect Victoria
- > Victorian Multicultural Commission
- > Victorian Veteran's Council
- > Victoria Disabilities Worker's Commission
- > Disability Worker Registration Board.

As a public non-financial corporation, the majority of income for the Director of Housing entity is derived from business operations primarily in the form of public housing rental, along with revenue provided by government through annual appropriation processes.

Detailed financial results for Homes Victoria are included in the appendices of the annual report, following the department's audited financial statements.

Current year financial review

The details below relate to the department's consolidated financial statements including the entities outlined above.

The department's net result from transactions for the financial year ended 30 June 2023 is a deficit of \$244.1 million, compared with a surplus of \$351.8 million for 30 June 2022. With the inclusion of other economic flows of \$20.6 million deficit, the net result for the financial year is a deficit of \$264.7 million, compared with a surplus of \$335.9 million in 2022.

The deficit from transactions primarily relates to a \$222.3 million deficit in Homes Victoria reflecting the acquittal of government investment which was recognised as revenue in 2021–22 as part of the Big Housing Build to grow social and affordable housing in Victoria. Higher insurance expense resulting from an increased in provisions for civil claims also contributed to the net loss from transactions.

ⁱ As the Department of Families, Fairness and Housing was established on 1 February 2021, transactions for the 2021 financial year represent five months only – from 1 February 2021 to 30 June 2021.

Financial position – balance sheet

The department's net asset base as of 30 June 2023 was \$37,182.0 million, comprising total assets of \$38,565.6 million and total liabilities \$1,383.6 million.

Total assets have increased by \$451.8 million in 2022–23, mainly as a result of the capitalisation of works related to the Big Housing Build initiative.

Liabilities totalling \$1,383.6 million mainly consist of payables, borrowings, employee benefit and other provisions. The \$46.0 million increase in 2023 mainly reflects increased borrowings (service concession liabilities associated with Public

Housing Renewal Program) offset by a decrease in payables (accrual and creditors) mainly arising from the timing of cash payments to suppliers.

Cash flows

Cash and deposit as at end of the 2022–23 financial year was \$706.8 million, an increase of \$51.9 million from the beginning of the financial year. This is mainly due to an increase in net cash flows from operations, resulting from changes in receivables, payables and provisions, mainly due to the timing of cash payments and receipts against these items.

Budget portfolio outcomes

The portfolio budget outcomes provide a comparison between the actual financial statements of all general government sector entities within the portfolio and the forecast financial information published in Budget Paper No. 5 *Statement of finances 2023–24* (BP5).

The portfolio budget outcomes comprise the comprehensive operating statement, balance sheet, statement of cash flows, statement of changes in equity, and administered items statement for the financial year 2022–23.

The portfolio budget outcomes have been prepared on a consolidated basis for the period 1 July 2022 to 30 June 2023 and include all general government sector entities within the portfolio. Financial transactions and balances are classified into either controlled or administered categories as agreed with the Treasurer in the context of the published statements in BP5.

The portfolio budget outcomes statements are not subject to audit by the Victorian Auditor-General's Office. They are not prepared on the same basis as the financial statements as they include financial information of the following entities:

- > Department of Families, Fairness and Housing (the department)
- > Victorian Disability Workers Commission
- > Disability Worker Registration Board
- > Commission for Children and Young People
- > Family Violence Prevention Agency (Respect Victoria)
- > Victorian Multicultural Commission

- > Victorian Veterans Council
- > Director of Housing (General Government).

The portfolio budget outcomes statements include funding from the Commonwealth Government and revenue from the sale of services attributed to the department from the state government. They also include income and expenses associated with NDIS funding, which are reported in the department's administered accounts.

Funding arrangements under the National Disability Insurance Scheme

Effective from 1 February 2021, portfolio responsibility for the NDIS arrangements was transferred to the department and the arrangements were reported in the department's administered accounts.

As a result of new financial administration arrangements effective from 1 July 2022, contributions from the department and other departments have changed from grants paid to NDIS trust fund to Appropriations – Payments made on behalf of the state. Grant payments are made to the National Disability Insurance Agency from the department's administered accounts.

Financial performance – operating statement

In 2022–23, the portfolio recorded an actual net result from transactions of \$34 million deficit compared to a 2022–23 published budgeted deficit of \$10 million.

The variance between the budgeted and actual deficit is mainly related to higher insurance claims expense recognised in 2022–23 as a result of increased in provisions for civil claims.

Financial position – balance sheet

Total assets are \$256 million lower than the published budget. This is mainly attributed to decrease in financial assets as a result of payments to creditors and other accrued obligations. The associated decrease in payables also results in the lower than budgeted total liabilities.

Cash flows

The overall cash position at the end of the 2022–23 financial year is \$24 million higher than the published budget. The variance is mainly due to lower than budgeted capital expenditure in 2022–23.

Detailed financial results for the 2022–23 portfolio budget and actual results are included in following statements.

Capital projects/asset investment programs

During the financial year ended 30 June 2023, the department completed a number of capital projects with a total estimated investment [TEI] of \$10 million or greater. The details related to these projects are reported below.

Project name	Original completion date	Latest approved completion date	Practical completion date	Reason for variance in completion dates	Original approved TEI budget (\$m)	Latest approved TEI budget (\$m)	Actual TEI cost (\$m)	Variation between actual cost and latest approved TEI budget (\$m)	Reason for variance from latest approved TEI budget
Acquisition general construction 2022–23 (statewide)	June 2023	June 2023	June 2023		45	45	45	0	
Acquisition general spot purchase 2022–23 (statewide)	June 2023	June 2023	June 2023		29.4	29.4	18.7	10.7	Settlement for purchase of remaining properties will be finalised in early 2023–24.
High-rise upgrades 2022–23 (metro various)	June 2023	June 2023	June 2023		16.4	16.4	13.7	2.7	
Low rise upgrade 2022–23 (statewide)	June 2023	June 2023	June 2023		21.0	21.0	21.0	0	
Minor capital works 2022–23 (statewide)	June 2023	June 2023	June 2023		23.7	23.7	23.7	0	
High-rise fire sprinkler upgrade stage 2 (metropolitan various)	June 2023	June 2023	June 2023		21.7	21.7	21.2	0.5	
Rooming houses upgrade (statewide)	June 2023	June 2023	June 2023		10	10	10	0	

Section 3: Our workforce

Public sector values and employment principles

The *Public Administration Act 2004* sets out the values and employment principles that apply to the broader public sector.

This includes the values of responsiveness, integrity, impartiality, accountability, respect, leadership and human rights. These values underpin our department's work with colleagues, clients and in the community. They define what is important to our organisation and how we do things, and they flow through our governance arrangements to ensure our decision making is based on sound judgements.

We embed our values throughout the department. This includes our response to the annual People Matter Survey results, performance and development planning, learning and development programs, and how we resolve workplace issues. We continue to advise our employees on matters of ethics and integrity, including how to avoid conflicts of interest and how to respond to offers of gifts.

The department's policies and practices are consistent with the Victorian public sector employment principles and standards. We are committed to applying merit and equity principles to all employment policies, programs and resources to provide for fair treatment and career opportunities.

Our people

The department's people work across portfolios including child protection, housing, disability, the prevention of family violence, multicultural affairs, LGBTIQ+ equality, seniors, carers, veterans, women and youth.

During the year, we developed a new *People strategy*. It includes areas and initiatives that are priorities to address the department's current challenges. These priorities will contribute to a strong organisation where people are safe, roles are filled, and people stay because of our culture. They will also create a workforce where the employee experience is positive and our diversity, capacity and capability sustain our delivery to the community.

Highlights for the year include:

- > continued implementation of the department's *Aboriginal workforce strategy 2021–2026* and Aboriginal and Torres Strait Islander cultural safety framework
- > continued implementation of the *Gender equality action plan 2022–2025*, which focuses on meeting obligations under the *Gender Equality Act 2020* and addressing gender inequality
- > continued delivery of programs under the department's *Diversity and inclusion framework 2022–2027*
- > targeted response to the department's results from the People Matter Survey 2022, including customised support for teams to assist in building workplace culture
- > expanding learning and development opportunities, including increased training opportunities on the department's learning management system and a new corporate training calendar
- > continuing to focus on our employees' mental health and wellbeing through employee health, safety and wellbeing programs
- > continuing the staged implementation of the performance and goals module of the OurPeople system
- > delivery of regular orientation programs and refresh of the resource hub for new starters in the department
- > supporting leadership development through expanded learning opportunities and establishment of a new leadership training calendar.

Capability development

During 2022–23, we delivered 113 online corporate learning and development programs to support staff working remotely.

Learning and development offerings aim to build the department's workforce capability in client service delivery, policy implementation, program management and compliance across our workforces and are underpinned by the department's capability framework.

The department's activities to develop and grow workforce capability focused on:

- > service delivery
- > practice development
- > health, safety, and wellbeing
- > equality, diversity and inclusion
- > Aboriginal cultural safety
- > leadership and management
- > writing and communication
- > project management
- > software and systems
- > finance and procurement.

The department continued to strengthen its leadership capability by:

- > supporting employees across all leadership levels to attend advanced leadership programs aimed at broadening and deepening leadership capabilities and giving participants exposure to peers from other organisations
- > supporting executives to participate in cross-department leadership and new-to-role programs provided by the Victorian Public Sector Commission

- > continuing to offer the Leading with Respect program, with 66 sessions conducted during 2022–23 and a refreshed Leading with Impact program to commence in late 2023
- > providing peer and experiential learning through structured mentoring and coaching opportunities for leaders across the department.

The department strengthened support for the learning and development of our frontline workforce through a range of initiatives, including:

- > launching an online Child Protection Learning Hub with research, reports, learning programs and guidance to support child protection practice
- > commencing a monthly Child Protection Learning Hub newsletter
- > commencing the first induction program for Child Protection case practice support workers
- > nurturing 146 future leaders in child protection staff, who graduated from the statewide Career Advancement Program
- > delivering a tailored mentoring program for 82 senior child protection staff
- > delivering new starter programs for 150 housing and 20 field services staff
- > delivering new Housing Career Advancement Program and Housing Practice Leadership program for 50 housing staff looking towards leadership positions
- > delivering new starter programs for 41 newly recruited forensic disability staff
- > providing opportunities to celebrate and promote excellent practice through engagement opportunities, such as the Child Protection Practice Conference during 2022 Child Protection Week, 2022 Housing Week, operational briefings, and divisional newsletters.

Workforce inclusion policy

The department continues to build a diverse, inclusive and culturally safe workplace.

We are developing a workforce that reflects the communities we serve. We recognise and value the diverse skills and perspectives people bring to the workplace because of their age, caring responsibilities, cultural background, disability, ethnicity, gender, religion, sexual orientation, socioeconomic background and other backgrounds and experiences.

Our strategies elevate and recognise Aboriginal peoples as original custodians of Victoria. We embed cultural safety and self-determination in all that we do, so that Aboriginal Victorians have decision-making power and control to determine what is best for them. Aboriginal self-determination is a human right as enshrined in the United Nations Declaration on the Rights of Indigenous Peoples. We seek strong and enduring self-determined partnerships with Aboriginal communities that contribute to growing a prosperous, healthy and strong Victorian Aboriginal community.

Making diversity and inclusion a priority benefits everyone. It promotes a positive and safe workplace culture, builds our reputation as an employer of choice, and helps us to attract and retain talented staff. It supports innovation by harnessing the rich and varied perspectives of our people. It also helps us to understand and better meet the diverse needs of the Victorian community.

Aboriginal workforce strategy

In 2021, the department commenced implementation of the *Aboriginal workforce strategy 2021–26*, which replaced the *Aboriginal employment strategy 2016–2021*. The new strategy has five strategic objectives:

- > exceed a minimum 3 per cent Aboriginal employment target by 2026, with a stretch target of 4 per cent
- > exceed 4 per cent Aboriginal employment at manager and executive level positions by 2026
- > embed Aboriginal self-determination and cultural safety in all that we do, through empowering and respecting the voice of Traditional Owners, Aboriginal employees, organisations and communities throughout Victoria

- > ensure the workforce develops a deep understanding of Aboriginal ways of listening, knowing and doing and applies this to the workplace, policy, programs and services to improve outcomes for Aboriginal communities
- > celebrate Aboriginal culture and the achievements of Aboriginal employees, children, families and communities.

Increasing Aboriginal employment not only improves health and wellbeing, but it is also a key driver for improving access to quality and culturally appropriate services for Victoria's Aboriginal community.

Implementation of the strategy is tracking well, with figures at the end of June 2023 showing that Aboriginal employees comprise more than 2 per cent of the department's workforce. The Aboriginal leadership target has been exceeded with over 4 per cent of executive workforce identifying as Aboriginal. This is represented across all classifications, including in senior and executive roles. Ten Aboriginal women commenced in the augural Aboriginal Women in Leadership FastTrack Program.

We have undertaken work to support the department as a culturally safe employer of choice for Aboriginal people. This includes the CareerTrackers' 12-week internships for Aboriginal university students in generalist and child protection program streams, the Aboriginal Graduate Program, leadership programs, mentoring for employees, and strengthening the Aboriginal Staff Network. The 2023 Aboriginal Staff Network conference had record attendance with 110 Aboriginal employees.

We have continued to boost the recruitment and retention of Aboriginal child protection practitioners. This includes a review of the child protection qualifications framework to value Aboriginal community skills and experience. The *Child protection workforce strategy 2021–2024* has strategic focus areas and actions that are targeted at increasing the number of Aboriginal people in child protection roles through culturally responsive advertising, recruitment and screening processes that reflect the specialist knowledge and expertise that Aboriginal people bring to the workplace.

Dedicated Child Protection Aboriginal Staff Network sessions also provide culturally appropriate and safe employee supports for our Aboriginal child protection workforce.

The department's Wirrigirri reconciliation program continues to increase the number of allies for Aboriginal inclusion, awareness of Aboriginal significant dates and events, and culturally safe workplaces.

Aboriginal and Torres Strait Islander cultural safety

The department continues to implement the *Aboriginal and Torres Strait Islander cultural safety framework*. The framework's vision is to ensure the Victorian community service and housing sectors provide culturally safe practice and service provision that enables optimal health, wellbeing and safety outcomes for Aboriginal people. To achieve this vision the framework has three key domains:

- > culturally safe workplaces and organisations
- > Aboriginal self-determination
- > leadership and accountability.

The department is developing executive leaders and the workforce to take ownership of cultural safety as part of their responsibility to ensure a culturally safe environment for Aboriginal people and that self-determination is embedded in policy, programs and service provision. Dedicated learning and development and online resources have been implemented for staff, managers and executive leaders to ensure all employees are responsible for how they work with Aboriginal staff, clients and communities.

A cultural safety working group supports the implementation of the framework throughout the organisation. A dedicated Aboriginal peer support network uses the principles of self-determination to support the health, wellbeing and safety of our Aboriginal workforce. The Victorian Aboriginal Health Service Employee Assistance program also provides dedicated Aboriginal social and emotional wellbeing supports.

The department engaged an Aboriginal provider to consult and develop the Aboriginal Cultural Safety Measurement and Assessment Tool. The final tool is scheduled to launch in early 2024 and will provide an index rating and enable us to monitor and track progress in creating a culturally safe

workplace and to target organisational development to ensure we continue to make impact.

Aboriginal Staff Network

The Aboriginal Staff Network offers access to a supportive culturally safe community of practice. It is a place to share good practice and creative ideas, support each other through issues of concern, access opportunities for personal and professional development and provide input into the department's work, policies and processes to ensure they are inclusive of Aboriginal people.

The department remains committed to self-determination, and the Aboriginal Staff Network is an important channel for amplifying Aboriginal voices.

The Aboriginal Staff Network held its annual conference in June 2023. The conference enabled Aboriginal staff from across the department to network, discuss the critical pieces of work that contribute to the policies, programs and services we deliver as a department to the Aboriginal community, hear from Yoorrook Justice Commission Sue-Anne Hunter and access professional and career development opportunities.

Diversity and inclusion framework

The department launched its *Diversity and inclusion framework 2022–2027* in June 2022. The framework supports us department to become a leading employer in diversity and inclusion. As we work to create a more inclusive and equitable society, the framework commits to:

- > employing a workforce that reflects the Victoria's communities to better meet community needs
- > building workplaces that are culturally safe and inclusive for diverse staff.

The framework takes an intersectional approach as well as incorporating strategies to remove workplace barriers for staff affected by systemic, attitudinal, and behavioural barriers and discrimination. This includes:

- > people with disability
- > people from multicultural and multifaith backgrounds
- > people who are LGBTIQ+
- > people with caring responsibilities.

The frameworks will:

- > ensure our leadership profile, governance structures and workforce reflect the community's diversity and all employees are accountable for creating inclusive workplaces
- > empower the voices of diverse workforce, value diversity of thought and create a workplace where all employees are supported to develop and progress their careers
- > improve business outcomes by putting diverse people's lived experience at the core of policy, programs and services
- > embed culturally safe actions systems and practices as the norm
- > create work environments that are accessible and safe, with prevention, early intervention and suitable response to all forms of discrimination and inappropriate behaviours
- > foster transparency, accountability and measurable targets to achieve outcomes.

Since the launch of the framework, progressed implementation actions include:

- > establishing the diverse staff community of practice to provide a safe space for diverse employees
- > delivering the annual diversity workforce survey
- > establishing accessible communications guidelines
- > building inclusive leadership development into our leadership training
- > investing in anti-racism training for People leaders
- > commencing rollout of our multifaith prayer space guidelines
- > delivering disability confidence and autism support training
- > launching special measures guidelines.

People with disability

The department continued to deliver actions under *Getting to work: Victorian public sector disability employment action plan 2018–2025*.

The action plan supports increased opportunities for people with disability to work in the department, with targets of 6 per cent employment by 2020 and 12 per cent employment by 2025. In 2021, the People Matter Survey data shows of the people who completed the survey, 6.4 per cent stated they had a disability. Our department's 2022 diversity workforce survey shows more than 12 per cent of the workforce share they are a person with disability.

In addition, the action plan ensures staff with disability are supported appropriately through adjustments in the recruitment process and in the workplace.

The department continued the Stepping into Internship program for people with disability. This program provides university students with valuable work experience, confidence and a chance to bridge the gap between university and graduate opportunities.

Other disability employment initiatives included:

- > the Positive Action towards Career Engagement mentoring program connecting jobseekers with disability to mentors in the business
- > an Accessibility Day to host jobseekers with disability for work experience towards employment outcomes.

The department also worked with the Australian Network on Disability at roundtable opportunities and to provide confidence training for employees with disability.

The Enablers Network for people with disability continued supporting the needs, interests and concerns of employees with disability to ensure a voice and fair and equitable outcomes.

People from multicultural and multifaith backgrounds

The department continued the CareerSeekers program for people seeking asylum and with refugee backgrounds to allow them to gain valuable work experience from a paid 12-week internship and progress to employment.

The department supported the VPS Women of Colour Network and the VPS African-Australian Employee Network, including through their work with the diversity and inclusion community of practice and the gender equality community of practice. Key members of the employee-led networks are employed at the department and supported by senior leadership to lead this work.

The Victorian Multicultural Commission was funded to provide professional development opportunities for four executive members of the VPS Women of Colour Network, the VPS African-Australian Employee Network and the VPS Enablers Network around the topic of effectively leading staff-led networks.

The Victorian Multicultural Commission in partnership with the Commission for Gender Equality in the Public Sector and MindTribes supported a research report on the topic of ‘How organisations and agencies can remove barriers to workforce participation for culturally and linguistically diverse women in the Victorian public sector’. The report is due to launch in late September.

LGBTIQ+ people

The department continued initiatives and actions under six key result areas measured in the Australian Workplace Equality Index:

- > inclusive policy and practice
- > strategy and accountability
- > LGBTIQ+ training and education
- > LGBTIQ+ employee network
- > visibility and inclusion
- > community engagement.

The department implemented supportive processes for trans and gender-diverse employees to affirm their gender identity in the workplace and to ensure their safety and inclusion. The department continued to work with Pride in Diversity to provide employees with training and awareness.

The department’s Pride Network provides a forum for all staff interested in, and supportive of, creating safe and inclusive workplaces for LGBTIQ+ employees. Part of a broader whole-of-Victorian Government Pride Network, it offers a space for staff to promote positive LGBTIQ+ cultural awareness and sector-wide events, participate in professional development opportunities, and contribute to the department’s LGBTIQ+ diversity work.

People with caring responsibilities

The department is committed to supporting staff to balance work and caring responsibilities and has included a range of actions to support carers in its new diversity and inclusion framework and gender equality action plan.

Key activities include the provision of a parental transition support program, promoting equitable access to flexible work arrangements through the development of resources for managers and staff, and monitoring uptake of leave for diverse caring, parental and kinship responsibilities through an annual audit to identify and address barriers and trends.

Gender equality

The department continued to promote workplace gender equality and to meet its requirements under the *Gender Equality Act 2020* (the Act) including through:

- > implementation of the department’s *Gender equality action plan 2022–2025* (GEAP)
- > conducting Gender Impact Assessments (GIAs) for new policies, programs and services that have a significant impact on the public, and
- > conducting periodic workplace gender audits.

The department has progressed a number of key activities under the GEAP including continuing to facilitate a gender equality community of practice to support implementation activities, providing trans and gender-diverse awareness training to managers and staff, including gender equity goals for leaders in the professional development cycle.

The department has delivered a number of activities to support GIA capability and compliance. This includes launching a central depository to record and monitor GIAs, collaborating with the Behavioural Insights Unit, the Commission for Gender Equality in the Public Sector and the Department of Treasury and Finance to develop behaviourally informed GIA decision making tools, adapting budget process documentation to provide guidance on gender responsive budgeting and reviewing gender responsive budgeting submissions for quality assurance.

The department has also collaborated with the broader public sector to identify and address key gender equity issues, including by sharing GIA decision making tools with other public entities subject to the Act.

The department also began preparation for the first GEAP progress report, due to be submitted to the Commission for Gender Equality in the Public Sector in February 2024.

Youth Employment Program

The department engaged in the Youth Employment Program (YEP), an initiative of Working for Victoria in response to the outcomes of the COVID-19 pandemic which resulted in people aged 17 to 29 years being severely impacted by the economic downturn. This group was prioritised because studies show a larger proportion of people aged under 30 lose jobs during downturns and they take longer to find another job, especially if they lack tertiary qualifications. Within this context, further consideration is given to women and CALD cohorts who have also proven to be more impacted by the COVID-19 pandemic.

YEP provides flexibility with the nature and extent of training. The placements provide paid employment while attaining a qualification, with the prospect of further and potentially ongoing employment in the department.

Twelve YEP trainees from the 2021–22 cohort were able to secure a fixed-term or ongoing contract within the VPS prior to their program end date in 2022–23.

The YEP initiative was not renewed by Jobs Victoria for 2022–23.

Graduate recruitment

The department had seven graduates participating in the 2022 VPS Graduate Recruitment and Development Scheme (GRADS). Following the successful completion of their graduate year, six commenced ongoing VPS-3 roles in 2023 within the department with the seventh securing a VPS-4 role in another VPS agency.

In the 2023 intake, the department recruited 12 graduates from diverse academic backgrounds: 11 engaged through GRADS and one through the department's internal Aboriginal Graduate Program.

Graduates participating in the 12-month graduate programs complete three rotations to develop core skills and gain broad experience working within various business units.

Digital Jobs Program

The Digital Jobs Program is an initiative to allow experienced workers (30+ years of age or with 10+ years of experience) to diversify their skills into information technology, where we have a skills shortage across Victoria.

In 2022–23, we onboarded one participant through this program.

Student placement program

The department offers students undertaking a tertiary qualification the opportunity to complete their fieldwork placement in community services as part of their course.

In 2022–23, 204 tertiary student placements were completed across the department, including placements in child protection, forensic disability, corporate services, and secure welfare services.

Child Protection Vacation Employment Program

The Child Protection Vacation Employment Program (VAC) offers fixed-term paid employment of 12 weeks or 450 hours to eligible students studying for a recognised qualification. The 12-week rotation-based program enables VAC participants to receive a structured, quality learning experience while gaining hands-on work experience in child protection.

Participants who demonstrate the essential skills and attributes necessary for entry into a child protection practitioner (CPP) role and who successfully complete the program may receive a conditional offer of employment for a CPP3 position, subject to the successful completion of their recognised qualification.

Seventy-two VAC employees commenced across child protection in January 2023. At the end of June 2023, 56 employees had successfully completed the program (78 per cent conversion rate) to either CPP3 or CPP2 positions, the latter pending qualifications. The appointment at the CPP2 level enables the employee to remain working in child protection while completing their qualification.

Up to 100 VAC employees are expected to commence in January 2024.

Comparative workforce data

The following table discloses the head count and full-time staff equivalent (FTE) of all active public service employees of the department, employed in the last full pay period in June of the current reporting period (2023), and in the last full pay period of June in the previous reporting period (2022).

Table 1: Details of employment levels in June 2023 and 2022

	June 2023						June 2022							
	All employees		Ongoing			Fixed-term and casual	All employees		Ongoing			Fixed-term and casual		
	Number (headcount)	FTE	Full-time (headcount)	Part-time (headcount)	FTE	Number (headcount)	FTE	Number (headcount)	FTE	Full-time (headcount)	Part-time (headcount)	FTE	Number (headcount)	FTE
Part 1: Demographic data														
Gender														
Women	5,444	5,040.7	3,255	734	3,712.4	1,455	1,324.3	5,465	5,021	3,255	843	3,785	1,367	1,236
Men	1,612	1,553.4	1,032	73	1,078.6	507	474.8	1,666	1,599	1,082	81	1,134	503	465
Self-described	94	89.8	43	5	46.8	46	43	60	58	26	5	30	29	28
Age														
15–24	306	282.1	153	10	159.2	143	122.8	281	250	133	7	136	141	114
25–34	1,877	1,776.5	1,156	125	1,227.4	596	549.1	1,774	1,670	1,124	115	1,189	535	481
35–44	1,971	1,801.3	1,106	316	1,301.8	549	499.5	1,841	1,681	1,011	327	1,212	511	470
45–54	1,716	1,618.3	1,077	193	1,202.7	446	415.6	1,663	1,561	1,024	215	1,164	424	398
55–64	1,080	1,019.3	705	129	788.4	246	231	1,278	1,197	833	196	965	249	233
65+	200	182.3	133	39	158.2	28	24.1	346	317	238	69	283	39	34
Part 2: Classification data														
VPS 1–6 grades														
VPS 1	6	5.9	2	0	2	4	3.9	7	6	1	0	1	6	5
VPS 2	255	215.5	119	48	147.2	88	68.3	277	225	120	58	154	99	71
VPS 3	409	384.6	229	55	263.9	125	120.7	414	388	232	65	276	117	112
VPS 4	628	601.6	377	52	411	199	190.6	653	625	400	57	436	196	189
VPS 5	1,159	1,109.1	664	114	742.8	381	366.4	1,158	1,106	677	130	768	351	338
VPS 6	775 ⁱ	749.8	499	63	543.1	213	206.7	773 ⁱⁱ	747	459	68	507	246	240
Total	3,232	3,066.6	1,890	332	2,110	1,010	956.4	3,282	3,098	1,889	378	2,143	1,015	955
Child protection practitioner														
CPP 2	379	325.7	126	34	148.1	219	177.6	326	274	110	37	136	179	139
CPP 3	606	583.6	443	46	471.8	117	111.8	629	605	480	42	504	107	101
CPP 4	632	566.3	470	113	531	49	35.3	628	561	453	115	513	60	49
CPP 5	814	756.7	619	119	687.6	76	69.1	767	714	591	109	652	67	62
CPP 6	109	105	87	7	90.5	15	14.5	104	100	93	5	94	6	6
Total	2,539	2,336.3	1,744	319	1,927.9	476	408.3	2,454	2,255	1,727	308	1,899	419	356
Children, youth and families														
CYF 1	32	25.3	13	0	13	19	12.3	37	30	16	0	16	21	14
CYF 2	52	43.8	13	9	19	29	24.8	33	25	11	8	16	14	9
CYF 3	68	62.7	38	13	46	17	16.7	71	63	38	18	49	15	14

i There are three VPS-6 employees acting as executives under long-term acting arrangements.

ii There are three VPS-6 employees acting as executives under long-term acting arrangements.

	June 2023						June 2022							
	All employees		Ongoing			Fixed-term and casual		All employees		Ongoing			Fixed-term and casual	
	Number (headcount)	FTE	Full-time (headcount)	Part-time (headcount)	FTE	Number (headcount)	FTE	Number (headcount)	FTE	Full-time (headcount)	Part-time (headcount)	FTE	Number (headcount)	FTE
CYF 4	61	57.3	28	10	36.3	23	21	50	48	27	8	33	15	15
CYF 5	101	96.1	26	8	61.8	37	34.3	93	87	51	13	60	29	27
CYF 6	9	9	6	0	6	3	3	11	11	9	0	9	2	2
Total	322	294.2	154	40	182	128	112.2	295	264	152	47	184	96	80
Allied health														
AH 2	13	12	6	3	8	4	4	23	20	13	6	17	4	3
AH 3	34	24.9	13	13	20.1	8	4.8	54	41	18	29	36	7	5
AH 4	2	2	2	0	2	0	0	3	3	3	0	3	0	0
Total	49	38.9	21	16	30.1	12	8.8	80	64	34	35	56	11	8
Disability services														
DDSO-1	97	76.6	52	8	53.7	37	22.9	104	78	33	32	56	39	22
DDSO-2	13	12	11	1	11	1	1	41	34	24	15	32	2	2
DDSO-3	43	39.7	28	9	34.4	6	5.3	53	47	35	12	42	6	5
DDSO-4	10	10	7	0	7	3	3	18	17	15	3	17	0	0
DDSO-5	3	3	3	0	3	0	0	5	5	4	0	4	1	1
DDSO-6	0	0	0	0	0	0	0	1	1	1	0	1	0	0
Total	163	138.3	98	18	106.1	47	32.2	222	183	112	62	153	48	29
Housing services														
HCSOQ1	28	23.3	8	18	21.3	2	2	8	8	6	1	6	1	1
HCSOQ2	10	9.6	5	1	5.6	4	4	40	37	11	3	13	26	24
HCSOQU	47	43	14	5	17.4	28	25.7	-	-	-	-	-	-	-
HSO-1	3	2.8	1	0	1	2	1.8	6	3	1	4	3	1	1
HSO-2	376	356	252	48	283.8	76	72.1	385	365	262	50	294	73	71
HSO-3	59	58.5	47	3	49.6	9	8.9	65	63	51	8	57	6	6
Total	523	493.2	327	75	378.8	121	114.5	547	513	348	88	406	111	107
Otherⁱ	101	94.5	73	12	80	16	14.5	98	92	72	10	78	16	15
Senior employees														
Executives ⁱⁱ	206	202.9	12	0	12	194	191	197	191	17	0	17	180	176
STS ⁱⁱⁱ	15	15	11	0	11	4	4	14	14	10	1	11	3	3
SMA ^{iv}	0	0	0	0	0	0	0	2	2	2	0	2	0	0
Total employees^v	7,150	6,683.9	4,334	812	4,841.8	2,008	1,842.1	7,191	6,678	4,363	929	4,949	1,899	1,729

Notes:

Rounding errors may be present in FTE tables due to data being formatted to one decimal place.

This is the first year the department has broken down by level the child protection practitioner; children, youth and families; allied health; disability services; and housing services classification groups.

i This classification group primarily includes solicitors.

ii Executives include Senior Executive Service (SES) staff and Accountable Officers.

iii STS: Senior Technical Specialist.

iv SMA: Senior Medical Adviser.

v Notable changes in 2023 employee numbers are:

- Child Protection Practitioners (+85) due to the Victorian Government's continued investment in the *State Budget 2021–22* and *State Budget 2022–23* to expand the child protection workforce.

The following table discloses the annualised total salary for senior employees of the department, categorised by classification. The salary amount is reported as the full-time annualised salary.

Table 2: Annualised total salary, by \$20,000 bands, for executives and other senior non-executive staffⁱ

Income band (salary)	Executives	STS	SMA
\$160,000–\$179,999	0	4	0
\$180,000–\$199,999	0	8	0
\$200,000–\$219,999	73 ⁱⁱ	1	0
\$220,000–\$239,999	29 ⁱⁱⁱ	2	0
\$240,000–\$259,999	20 ^{iv}	0	0
\$260,000–\$279,999	39 ^v	0	0
\$280,000–\$299,999	18	0	0
\$300,000–\$319,999	8	0	0
\$320,000–\$339,999	3	0	0
\$340,000–\$359,999	6	0	0
\$360,000–\$379,999	1	0	0
\$380,000–\$399,999	5	0	0
\$400,000–\$419,999	2	0	0
\$540,000–\$559,999	1	0	0
Total	205	15	0

Workforce data for the department’s portfolio entities

The department has the following entities in its portfolio that employ public service employees independently of the department’s Secretary:

- > Commission for Children and Young People
- > LanguageLoop
- > Queen Victoria Women’s Centre Trust
- > Respect Victoria
- > Shrine of Remembrance Trustees
- > Victorian Disability Worker Commission.

These portfolio entities produce their own annual report and therefore comparative workforce data for these entities are included in their annual reports. The department does, however, disclose the number of executives for these portfolio entities in the ‘Executive data’ section of this report.

ⁱ For the purposes of this table, executives and other senior non-executive staff are defined as employees who receive a salary higher than the VPS 6.2 maximum (\$173,138 effective 1 March 2023).

ⁱⁱ There are two employees employed on a part-time basis at 0.8 FTE and two employees employed on a part-time basis at 0.9 FTE.

ⁱⁱⁱ There are two employees employed on a part-time basis at 0.6 FTE.

^{iv} There are three employees employed on a part-time basis at 0.9 FTE.

^v There is one employee employed on a part-time basis at 0.8 FTE and two employees employed on a part-time basis at 0.9 FTE.

Executive data

The following tables disclose the Senior Executive Service (SES) numbers for the department and its portfolio entities for 30 June 2023.

- > For the department, a member of the SES is defined as a person employed as an executive under Part 3 of the *Public Administration Act 2004 (PAA)*.
- > For a public body, an executive is defined under Part 3 of the PAA or a person to whom the Victorian Government's *Public entity executive remuneration policy* applies.
- > All figures reflect employment levels at the last full pay period in June of the current and corresponding previous reporting year.
- > The definition of an SES does not include a statutory office holder or an Accountable Officer.

The following table discloses the variations between the current reporting period (2023) and previous reporting period (2022).

Table 3: Number of SES for the department broken down by gender

Class	Total		Women		Men		Self-described	
	No.	Var.	No.	Var.	No.	Var.	No.	Var.
SES-3	8	1	6	1	2	0	0	0
SES-2	68	1	44	0	22	0	2	1
SES-1	129	8	79	3	45	10	5	1
Total	205ⁱ	10	129	2	69	10	7	2

The number of executives in Table 4 below is based on the number of executive positions that are occupied at the end of the financial year. Note 9.7 in the financial statements lists the actual number of SES and the total remuneration paid to SES over the course of the reporting period. The financial statements note does not include the Accountable Officer, nor does it distinguish between executive levels nor disclose separations. Separations are executives who have left the department during the relevant reporting period. To assist readers, these two disclosures are reconciled below.

Table 4: Reconciliation of executive numbers for the department

	2023	2022	Var.
Executives	205	243	(37)
Accountable Officer (Secretary)	1	1	0
Accountable Officer (Director of Housing)	0	1	1
Less separations	(45)	(44)	1
Leave without pay	0	(2)	2
Less executives paid by other departments	1	(2)	(1)
Total executive numbers at 30 June 2023	205	197	8

ⁱ Excludes Accountable Officers.

Table 5: Number of executives for the department's portfolio entities broken down by gender

Portfolio entities	Total		Women		Men		Self-described	
	No.	Var.	No.	Var.	No.	Var.	No.	Var.
Commission for Children and Young People	3	0	3	0	0	0	0	0
VITS LanguageLink	3	1	1	1	2	0	0	0
Queen Victoria Women's Centre Trust	1	0	1	0	0	0	0	0
Respect Victoria	5	(2)	4	1	0	0	1	1
Shrine of Remembrance Trustees	4	2	1	0	3	2	0	0
Victorian Disability Worker Commission	1	0	1	0	0	0	0	0
Total	17	1	11	2	3	2	1	1

Notes:

For the purposes of this table, Executive Officers are defined as employees who have significant management responsibility and receive a total remuneration package of \$207,116 or more.

All figures reflect employment levels as at the final pay period in June 2023, and variance is compared with June 2022.

Excluded are those on leave without pay or absent on secondment, external contractors / consultants and temporary staff employed by employment agencies.

Employee health, safety and wellbeing

The department aims to provide all employees with a work environment and experience that is safe and supports and promotes optimum health, safety and wellbeing (HSW). We do this by building and maintaining an organisational culture that puts employee health, safety and wellbeing first.

Employee wellbeing and supports

Recognising that everyone benefits from a workplace where the wellbeing of staff is a priority, the department continues to offer supports to its staff and, in some cases, their immediate families. The department's Employee Wellbeing and Support program offers a range of free and confidential services to all department employees. The program has an annual utilisation rate of 19.2 per cent – more than double the industry benchmark, indicating positive department support for wellbeing and high workforce engagement with the program.

Tailored supports are provided to:

- > Aboriginal staff through the department's Aboriginal Social and Emotional Employee Wellbeing Program provided by the Victorian Aboriginal Health Service
- > Child Protection staff and teams through the department's Child Protection Wellbeing Program.

The department continues to provide the Peer Support Network (a shared service managed by the Department of Health), which is an employee support model based on active listening, clarification and referral to appropriate support services. The Peer Support Network offers informal and confidential support at short notice to employees. There are 37 trained peer supporters in the department. A specific training program has been developed for Aboriginal peer supporters to support the workforce.

To assist employees who have witnessed or have been involved in a critical incident in the course of their work, the department offers Critical Incident Support. The evidence-based best practice model is based on Psychological First Aid and provides support and care to meet immediate needs and minimise negative reactions following exposure to a critical incident.

Improvement measures in 2022–23 included:

- > review of the department's HSW strategic priorities and commitment to develop a new Health, Safety and Wellbeing Strategy designed to create a safe and mentally healthy workplace and minimise the impact of work-related injury and illness. Current focus areas include:
 - HSW leadership, safety culture and governance
 - information, awareness and consultation
 - HSW risk and compliance
 - employee wellbeing
 - positive return to work
 - evidence-based innovation.
- > implementation of a refreshed *Health, safety and wellbeing policy*
- > conduct of targeted HSW risk workshops to identify factors that contribute to psychological health risks, document existing controls and identify further potential treatments to manage psychological health risks
- > improved analysis of workers compensation, return to work and employee support data in collaboration with our insurer, WorkSafe and employee support provider to identify trends, provide insights and inform decision making
- > continued implementation of health, safety and wellbeing accountabilities through inclusion in performance development plans for VPS and executive employees
- > continued development of a stand-alone SharePoint site for staff to access all health, safety and wellbeing information related to working in the department in one place
- > provision of InjuryNet to provide early support for staff who are injured at work to facilitate recovery and improve return to work outcomes
- > provision of Fitness Passport offering employees and their family members discounted membership fees and access to fitness and lifestyle facilities across Victoria

- > provision of specialist ergonomic assessments to 137 staff requiring additional support to set up their workstation to prevent injury
- > provision of vicarious trauma training to develop increased awareness of the impact of exposure to trauma and provide tools and strategies to recognise and manage this proactively in the workplace
- > access to mental health and wellbeing training for all employees and people managers, as part of the department's ongoing commitment to support implementation of the *Victorian Public Sector Mental Health and Wellbeing Charter*.

Table 6: The department's performance against health and safety management measures

Measure	Key performance indicator	2021–22	2022–23
Hazards	Number of hazards	540	734
	Rate per 100 FTE	8.09	10.86
Incidents	Number of incidents	1,545	2,007
	Rate per 100 FTE	23.15	29.69
	Number of incidents requiring first aid and/or further medical treatment ⁱ	31	71
Claims	Number of standard claims ⁱⁱ	72	82
	Rate per 100 FTE	1.08	1.20
	Number of lost time claims	45	51
	Rate per 100 FTE	0.67	0.75
	Number of claims exceeding 13 weeks ⁱⁱⁱ	33	36
	Rate per 100 FTE	0.50	0.53
Absenteeism ^{iv}	Total number of days absence due to injury or illness	60,815.91	47,790.29
	Rate per 100 FTE	911.37	706.93
Fatalities	Number of fatalities	0	0
Prosecutions	Total number of prosecutions ^v	0	0
Claims costs	Average cost per standard claim ^{vi}	\$246,221	\$227,465

Standard claims are those that have exceeded the employer excess (days or dollars) or are open claims that have been received but have no payments at the time of extraction and may be rejected.

A time-lost claim is one with one or more days compensation paid by the Victorian WorkCover Authority (that is, once the employer has paid the 10-day excess) at the time of extraction.

Thirteen-week claims are claims that involve 13 weeks or more of weekly benefits paid. The 13-week measure begins at day one (that is, employer excess and Victorian WorkCover Authority payments).

ⁱ Figures for number of incidents requiring first aid and/or further medical treatment derived from eDINMAR where available.

ⁱⁱ Claims that have: exceeded the employer excess (days or dollars), or are open claims that have been received but have no payments to date and may be rejected.

ⁱⁱⁱ Claims that involve more than 13 weeks of weekly benefits paid.

^{iv} Data based on total number of sick leave hours recorded by employees.

^v Refers to health, safety and wellbeing prosecutions.

^{vi} Estimated average cost per standardised claim, incorporating payments to date and estimated future payments.

Table 7: The department's performance against health and safety management measures

Measure	Key performance indicator	Performance
Management commitment	OHS policy statement and OHS criteria	<p>The department implemented its <i>Health, safety and wellbeing policy</i> that details its commitment to providing employees with a work environment and experience that is safe and supports and promotes optimum health, safety and wellbeing.</p> <p>HSW responsibility is an inherent part of every department employee's role. Specific accountabilities for all employees and additional accountabilities for managers and leaders are defined and documented to provide and maintain a health and safe workplace. Specific HSW performance goals are included in all executive performance plans and the performance and development planning process for all employees.</p> <p>The department actively participates in Victorian Public Service HSW committees, forums and communities of practice (CoP) contributing to whole-of-government and/or interdepartment HSW initiatives.</p> <p>Continued review and development of the department's health and safety management system in consultation with department employees, health and safety representatives and management.</p> <p>The department provides regular HSW and workers compensation performance reports to a range of internal stakeholder groups and senior leaders to enable effective monitoring and oversight and inform decision making.</p>
Consultation and participation	Designated work group structures and issue resolution procedures	<p>The department has an extensive network of 137 designated work groups with 280 health and safety representatives (including deputy health and safety representatives) and 173 designated management representatives.</p> <p>A comprehensive health and safety consultation structure is in place comprising committees at the area and divisional level. Committee meetings are chaired by relevant senior executives with membership including health and safety representatives and designated management representatives. Meetings are held quarterly to allow regular provision of HSW information, to enable consultation on HSW matters and to ensure timely escalation and resolution of any identified issues.</p> <p>The department has implemented an issue resolution guide that outlines the process for managers and employees to follow in resolving health and safety issues identified in department workplaces.</p>
Risk management	Regular internal audits conducted, and issues identified and actioned	<p>The department has an electronic employee health and safety incident and hazard reporting system (eDINMAR) available to all department employees. This system enables greater accountability and timely investigation, follow-up and resolution of reported incidents and hazards. Performance reporting from eDINMAR is regularly conducted and allows monitoring of incident/hazard trends enabling systemic or local responses to be applied.</p> <p>The department has comprehensive procedures and tools for assessing and managing key HSW hazards and for undertaking regular workplace inspections.</p> <p>WorkSafe made 39 visits to department workplaces and no improvement notices were issued from 1 July 2022 to 30 June 2023.</p>

Measure	Key performance indicator	Performance
Training	Managers, health and safety representatives and other staff trained	<p>Throughout the year the department delivered a wide range of health, safety and wellbeing related training programs and webinars to people managers and employees, with approximately 3,650 participants.</p> <p>All health and safety representatives elected were encouraged and supported by the department to undertake the five-day health and safety representative training program.</p> <p>A program of health, safety and wellbeing activities is delivered by the department during the annual health and safety month in October. More than 600 employees participated across the 38 events offered in 2022.</p>

Standard claims are those that have exceeded the employer excess (days or dollars) or are open claims that have been received but have no payments at the time of extraction and may be rejected.

A time-lost claim is one with one or more days compensation paid by the Victorian WorkCover Authority (that is, once the employer has paid the 10-day excess) at the time of extraction.

Thirteen-week claims are claims that involve 13 weeks or more of weekly benefits paid. The 13-week measure begins at day one (that is, employer excess and Victorian WorkCover Authority payments).

Section 4: Other disclosures

Local Jobs First

The *Local Jobs First Act 2003* introduced in August 2018 brings together the Victorian Industry Participation Policy (VIPP) and Major Project Skills Guarantee (MPSG) policy, which were previously administered separately.

Departments and public sector bodies are required to apply the Local Jobs First policy in all projects valued at \$3 million or more in metropolitan Melbourne or for statewide projects, or \$1 million or more for projects in regional Victoria.

MPSG applies to all construction projects valued at \$20 million or more.

Every Victorian Government department and agency is required to report on compliance with Local Jobs First in their annual report.

Under the *Local Jobs First Act 2003*, projects and activities valued at less than \$50 million are considered standard projects, while projects or activities valued at more than \$50 million are considered strategic projects. These are reported on separately below.

The MPSG guidelines and VIPP guidelines will continue to apply to MPSG-applicable and VIPP-applicable projects respectively where contracts have been entered prior to 15 August 2018.

Projects commenced – Local Jobs First Standard

During 2022–23, the department commenced 32 Local Jobs First Standard projects totalling \$189.29 million. Of those projects, 12 were located in regional Victoria, with an average commitment of 75.2 per cent of local content, 14 in metropolitan Melbourne with an average commitment of 96.5 per cent local content, and six statewide with an average commitment of 77.6 per cent local content. The MPSG applied to two of these projects.

The outcomes expected from the implementation of the Local Jobs First policy to these projects are as follows:

- > an average of 88.1 per cent of local content commitment was made
- > a total of 677 annualised employee equivalent jobs (AEE) were committed, including the creation of 195 new jobs and the retention of 482 existing jobs (AEE)
- > a total of 68 positions for apprentices, trainees and cadets were committed, including the creation of 21 new apprenticeships, traineeships, and cadets and the retention of the remaining 47 existing apprenticeships, traineeships and cadets
- > MPSG-applicable projects committed to engaging four apprentices, trainees and cadets
- > 3,477 small to medium-sized businesses were engaged through the supply chain on Local Jobs First projects
- > the number of small to medium-sized enterprises that prepared an local industry development plan (LIDP) is not available in the 2022–23 dataset at the time of reporting.

Projects completed – Local Jobs First Standard

During 2022–23, the department completed two Local Jobs First Standard projects, totalling \$15.6 million. One project was located in metropolitan Melbourne, with a commitment of 97 per cent local content. One project was located in regional Victoria, with a commitment of 92 per cent local content. The MPSG applied to one of these projects.

Where information was provided, the outcomes expected from the implementation of the Local Jobs First policy to these projects include:

- > an average of 96 per cent of local content commitment was made
- > a total of 33.9 AEE jobs were supported, including the creation of 11.5 new jobs and the retention of 22.3 existing AEE jobs
- > a total of 6.6 positions for apprentices, trainees and cadets were committed, including the creation of 2.9 new apprenticeships, traineeships and cadets and the retention of 3.7 existing apprenticeships, traineeships and cadets
- > 279 small to medium-sized businesses were engaged through the supply chain on completed Standard Projects.

Projects commenced – Local Jobs First Strategic

During 2022–23, the department commenced six Local Jobs First Strategic Projects, valued at \$1.50 billion. Of those projects, one was located in regional Victoria, four in metropolitan Melbourne with an average commitment of 76.3 per cent local content, and one statewide with an average commitment of 66.7 per cent local content. The MPSG applied to four of these projects.

The outcomes reported from the implementation of the policy where information was provided, were as follows:

- > an average of 76.8 per cent of local content outcome was recorded
- > a total of 1,011 AEE positions were committed, including the creation of 109 new jobs and the retention of 902 existing AEE jobs
- > 80 new apprenticeships and traineeships were committed, and 119 existing apprenticeships and traineeships retained
- > MPSG-applicable projects committed to a total of 498,873 hours to apprentices, trainees and cadets and engaged 47 apprentices, trainees and cadets

- > 2,104 small to medium-sized businesses were engaged through the supply chain on commenced Strategic Projects
- > the number of small to medium-sized enterprises that prepared a LIDP is not available in the 2022–23 dataset at the time of reporting.
- > the number of small to medium-sized enterprises that prepared an LIDP is not available in the 2022–23 dataset at the time of reporting.

Projects completed – Local Jobs First Strategic

During 2022–23, the department did not report any Local Jobs First strategic projects as completed.

Reporting requirements – grants

For grants provided during 2022–23, a total of 58 interaction reference numbers were required, which entailed a conversation with the Industry Capability Network (Victoria) Ltd.

Reporting requirements – all projects

In 2021–22, the Department of Jobs, Precincts and Regions (DJPR) changed the reporting mechanism for Local Jobs Disclosures, with all data now being sourced directly from the ICN Victorian Management Centre portal.

Data included in disclosures is subject to rationalisation and review by DJPR, which is anticipated to be reflected in their Local Jobs First annual report.

Data available to individual departments in 2022–23 did not include the number of small to medium-sized businesses that prepared an LIDP, engaged as the principal contractor, and is therefore not available for inclusion in this report.

Competitive neutrality policy

Competitive neutrality requires government businesses to ensure that where services compete, or potentially compete, with the private sector, any advantage arising solely from their government ownership be removed if it is not in the public interest. Government businesses are required to cost and price these services as if they were privately owned.

Competitive neutrality policy supports fair competition between public and private businesses and provides government

businesses with a tool to enhance decisions on resource allocation. This policy does not override other policy objectives of government and focuses on efficiency in the provision of service.

The department ensures Victoria fulfils its requirements on competitive neutrality reporting, as required under the Competition Principles Agreement and Competition and Infrastructure Reform Agreement.

Consultancy expenditure

Consultancies (valued at \$10,000 or greater)

In 2022–23, there were 50 consultancies where the total fees payable to the consultants were \$10,000 or greater. The total expenditure incurred during 2022–23 in relation to these consultancies is \$11.04 million (excluding GST). Details of individual consultancies are outlined below.

Table 8: Details of consultancies (value of \$10,000 or greater)

Consultant	Purpose of consultancy	Total approved project fee (\$ excl. GST)	Expenditure (\$ excl. GST)	Future expenditure (\$ excl. GST)
Ontoit	Project and transaction management services for Ground Lease Model 2	5,577,991	2,802,930	1,566,403
Nous Group Pty Ltd	Strategic Alliance Professional Services – Community Services	5,454,545	976,800	–
Ernst & Young Services Pty Ltd	Organisational resourcing and investment strategy	783,615	783,615	–
RMIT University	Research project: Job-role design in the specialist family violence sector	995,113	621,806	–
Ernst & Young Services Pty Ltd	Household concessions review and reform	326,242	326,242	–
Institute for Healthcare Improvement	Community Services Breakthrough Series Collaborative	1,361,416	288,916	24,600
KPMG	Project Management Office consultant	272,637	272,637	–
ARTD Pty Ltd	Evaluation – Targeted early intervention with boys and young men to address violence against women	407,773	272,382	135,391
Jo Farmer Consulting	Second evaluation of The Orange Door	530,314	230,664	299,650
Social Research Centre	Supporting Young People to Understand Affirmative Consent Program evaluation	365,218	228,855	136,363
Urbis	Evaluation of the Supporting Multicultural and Faith Communities to Prevent Family Violence: 2021 Grant Program	399,695	227,273	172,422
KPMG	Free pads and tampons in public places initiative	272,727	212,503	60,224
The University of Melbourne	Ten-year review of the physical restraint direction paper	313,565	188,139	125,426
BDO	Corporate overhead allocation methodology	173,360	170,787	2,573
La Trobe University	Client Voice Project	282,864	169,718	113,146

Consultant	Purpose of consultancy	Total approved project fee (\$ excl. GST)	Expenditure (\$ excl. GST)	Future expenditure (\$ excl. GST)
Allen and Clarke Consulting Pty Ltd	MARAM best practice evidence review	482,750	161,446	321,304
RixStewart	Managed Services Advisor – Ground Lease Model 2	179,438	157,007	22,431
KPMG	Update of the <i>Cost of family violence report</i>	204,367	150,405	53,962
Clear Horizon Consulting Pty Ltd	Community Capacity Building Initiatives and Paving the Way Forward program evaluation	208,940	149,392	59,548
RMIT University	Review of the implementation of supervised treatment orders	279,826	148,804	131,022
Deloitte Touche Tohmatsu	Evaluation of the Central Information Point	282,762	142,777	139,985
Urbis	Evaluation for the free from Violence Local Government Grant Program	298,646	136,364	162,282
Nous Group Pty Ltd	Complaints review	309,091	136,000	173,091
MBMPL Pty Ltd	Public Housing Maintenance – Contract Evaluation	135,398	135,398	–
Urbis	Community Connectors program evaluation	149,755	134,780	14,975
Dandolo Partners	Workforce growth strategies rapid review of evidence	148,726	133,853	14,873
Grosvenor Performance Group	Evaluation of the Family Violence and Sexual Assault Graduate Program/Traineeships program	280,075	130,455	149,620
Grosvenor Performance Group	Veteran sector study	223,912	128,174	–
Deloitte Touche Tohmatsu	Review of the CALD Communities Taskforce Phase Three	121,151	121,151	–
Abstarr Consulting Pty Ltd	Aboriginal Workforce Fund evaluation	181,800	119,075	62,725
Right Lane Consulting Pty Ltd	Homes Victoria memorandum prospectus for superannuation strategy	117,600	117,600	–
Paxon Consulting Group Pty Ltd	Metro Affordable Housing Co-Investment Pilot	333,898	117,584	216,314
Deloitte Touche Tohmatsu	Feasibility study to model Family Reform's impact	176,245	105,746	70,499
SGS Economics & Planning Pty Ltd	Portfolio Strategy and 4 Year Supply and Delivery Plan – strategic assistance	99,735	99,735	–
Karabena Consulting	Evaluation of the first <i>Dhelk Dja three-year action plan</i>	407,780	91,443	316,337

Consultant	Purpose of consultancy	Total approved project fee (\$ excl. GST)	Expenditure (\$ excl. GST)	Future expenditure (\$ excl. GST)
Price Waterhouse Coopers	Community Support Group – evaluation 2022	181,613	81,613	–
ARTD Pty Ltd	Family Violence Disability Practice Leaders Initiative evaluation	219,413	77,273	142,140
Ernst & Young Services Pty Ltd	Social services regulation reforms – regulatory impact statement	195,844	71,345	31,725
Price Waterhouse Coopers	Evaluation – Le Mana Pasifika Program	116,958	66,958	–
Social Research Centre	Exit Pathways from Refuge and Crisis Accommodation for Victim Survivors of Family Violence	271,744	60,000	211,744
Cube Group	Advance Program review consultancy 2023	49,930	49,930	–
ARTD Pty Ltd	Evaluation of the Family Violence RAMPs	171,697	48,970	–
GML Heritage	Heritage Advisor – Restoring Community War Memorials & Avenues of Honour Grant Program	40,000	37,079	2,921
Cube Group	Victorian Housing Register evaluation	159,450	33,406	–
Abstarr Consulting Pty Ltd	Development of approach for regulating Aboriginal cultural safety in social service providers, and regulating Aboriginal controlled community organisations providing social services	45,455	32,330	13,125
Working Together	Cultural review	28,085	28,085	–
Deloitte Touche Tohmatsu	Evaluation: <i>Family Violence Reform Outcomes Framework</i>	165,771	26,452	139,319
Graeme Innes AM	Re-appointment of the chair of the Disability Act Review Advisory Group	34,864	16,091	18,773
Fenton	Attraction and Recruitment Campaign for Family Violence Workforces	450,727	15,900	–
Clientedge Business Management	Vending industry advisor for free pads and tampons	25,227	4,261	20,996

Details of consultancies (value under \$10,000)

In 2022–23, there were no consultancies engaged during the year where the total fees payable to the individual consultancies was less than \$10,000.

Disclosure of major contracts

In accordance with the requirements of government policy and accompanying guidelines, the department disclosed all contracts greater than \$10 million in value entered into during the year ending 30 June 2023. Details of contracts disclosed in the Victorian Government contracts publishing system can be viewed at the

government's [tenders website](http://www.tenders.vic.gov.au) <www.tenders.vic.gov.au>.

Contractual details are not disclosed for contracts where disclosure is exempted under the *Freedom of Information Act 1982* and/or government guidelines.

Disclosure of grants and transfer payments

The department supported a broad range of not-for-profit community organisations, local governments and schools to deliver services, supports and projects across Victoria.

The department uses the definition of a grant being 'money given to organisations for a specified purpose directed at achieving goals and objectives consistent with government policy'. The department

focused on grants delivered using the standard Victorian Common Funding Agreement, the required contract for Victorian Government grant delivery.

Grants paid in 2022–23 are listed in Appendix 3: Grants and transfer payments.

Social procurement framework

The department leverages its buying power to deliver social, economic and environmental outcomes that benefit the Victorian community, the economy and the environment – above and beyond the goods, services and construction works procured.

It is guided by the Victorian Government's *Social procurement framework*, released in April 2018. This framework applies to the procurement of all goods, services and construction undertaken by, or on behalf of, the department. It is defined by 10 objectives:

- > Opportunities for Victorian Aboriginal people
- > Opportunities for Victorians with disability
- > Women's equality and safety
- > Opportunities for disadvantaged Victorians
- > Supporting safe and fair workplaces
- > Sustainable Victorian social enterprise and Aboriginal Victorian business sectors
- > Sustainable Victorian regions
- > Environmentally sustainable outputs
- > Environmentally sustainable business practices
- > Implementation of the climate change policy objectives.

Social procurement initiatives

During 2022–23, social value requirements were applied to a variety of procurement activities, including the procurement of goods, services and construction works.

The department undertook several initiatives to support its *Social procurement strategy* including:

- > developing and publishing the department's *Social procurement strategy*
- > embedding partnerships with key social procurement delivery partners
- > a continued membership and regular meetings with Social Traders
- > establishing a membership and regular meetings with Kinaway, in partnership with Homes Victoria
- > providing education and training to staff on social procurement, including specialist advisor evaluation support on large construction contracts
- > launch of updated social procurement requirements and targets on 1 July 2022 and supported the incorporation of these requirements into all threshold tenders for Homes Victoria procurements

- > the delivery of the first Homes Victoria social procurement forum, launched by the Minister for Housing, to build capacity and strengthen relationships between stakeholders and suppliers
- > the establishment of the inaugural Homes Victoria Excellence in Social Procurement Award 2023 in partnership with Master Builders Victoria.

Reporting requirements

- > Consistent with previous years, social procurement reporting for 2022–23 leveraged Map for Impact, along with other entities, to identify social enterprises. This will be the final year Map for Impact is used, which may affect comparative data in future years. Data for 2022–23 in the whole-of-government *Social procurement framework report* will no longer include Map for Impact-identified social enterprises.
- > Whole-of-government *Social procurement framework* reporting will leverage a new analytics tool to support central reporting for 2022–23. Validation is not yet available for this new tool, and the department has leveraged the reporting mechanisms used in previous years for its 2022–23 social procurement.

Social procurement achievements 2022–23

During 2022–23, the department:

- > engaged 187 social benefit suppliers
- > spent a total of \$1.57 million with certified social enterprises, Aboriginal businesses and traditional owner corporations, disability enterprises, and social outcome companies listed on the Map for Impact
- > engaged 30 suppliers that are not social benefit suppliers, but which have made social procurement commitments in their procurement contracts with the Victorian Government.

Social procurement case studies 2022–23

Case study on opportunities for disadvantaged Victorians objective

A social enterprise provided the on-site canteen for a Homes Victoria construction site through indirect procurement. The cafe provides meaningful employment for women living in local public housing and contributes to the project's social spend targets and inclusive employment hours.

Case study on opportunities for disadvantaged Victorians objective

A social enterprise provided waste management services on a series of Homes Victoria construction sites. The work provided employment for Victorians with a disability, contributing to inclusive employment hour commitments for the head supplier. It also counted towards their social benefit spend.

Case study on opportunities for disadvantaged Victorians objective

Homes Victoria worked with a social enterprise that supports artists with intellectual disabilities to create a gallery wall on the hoarding around a project site in Northcote. This was delivered through indirect procurement, via the lead contractor for the project to contribute to their social benefit spend commitments.

Aboriginal business engagement

During 2022–23 the department:

- > engaged 27 Aboriginal businesses and Traditional owner corporations
- > spent a total of \$748,000 with Aboriginal businesses and traditional owner corporations.

Government advertising expenditure

For the 2022–23 reporting period, there were two government advertising campaigns with total media spend of \$100,000 or greater (exclusive of GST). Details of the campaigns are outlined below.

Table 9: Details of government advertising expenditure

Name of campaign	Campaign summary	Start/end date	Advertising (media) expenditure (\$ excl. GST)	Creative and campaign development expenditure (\$ excl. GST)	Research and evaluation expenditure (\$ excl. GST)	Print and collateral expenditure (\$ excl. GST)	Other campaign expenditure (\$ excl. GST)	Total (\$ excl. GST)
Go Where You're Needed	Child protection workforce recruitment campaign	12/2/23 – 12/3/23	\$99,784	0	Internal cost only	0	0	99,784
Jobs That Matter – Phase 1	Community services sector workforce recruitment campaign	28/8/22 – 22/10/22	\$846,007	\$195,561	Internal cost only	0	0	\$1,041,568
Jobs That Matter – Phase 2	Community services sector workforce recruitment campaign	30/4/23 – 30/6/23	\$990,304	\$27,464	\$57,915	\$1,861.20	0	\$1,077,544

Compliance with the Building Act

The *Building Act 1993* (the Building Act) regulates building and plumbing work, practitioners, and standards in Victoria. This includes building construction, building standards and the maintenance of specific building safety features. The Act also provides for an accreditation and permit scheme across the building and plumbing industries.

The department is committed to complying with its obligations under the Act and ensuring those that build on our behalf also follow the Building Act. This ensures the health and safety of the thousands of Victorians who live and work in the department's buildings.

The department requires the engagement of appropriately qualified consultants and contractors for all proposed new projects and maintenance works on department land. Consultants and contractors must comply with the current state and commonwealth building regulations, codes, and standards. All engaged consultants and contractors are expected to have appropriate mechanisms in place to ensure compliance with the building and maintenance provisions of the Building Act.

For new projects, the department assesses consultants' and contractors' adherence to compliance obligations, including the *Building Act 1993*, before engaging them using whole-of-Victorian-Government approved tendering processes. Post-engagement, the department manages this in line with the program management

framework. This framework provides a defined approach to managing projects and programs while ensuring adherence to whole-of-government policies and procedures.

In relation to existing buildings, the department is responsible for the mandatory testing of all essential safety measures to comply with the requirements of *Australian Standard 1851*. Testing of emergency and exit lights, sprinklers, fire detection and other essential safety measures are part of this routine preventive maintenance. The department actions responsive works through existing maintenance contracts.

The department continues to liaise with and contribute to the progress and outcomes of Cladding Safety Victoria for department-owned buildings. Relevant buildings owned by the department have been audited against the risk framework developed by the Victorian Cladding Taskforce. Where non-compliant cladding has been discovered, it is assessed against that framework for a risk rating derived from one of the four risk categories. These buildings are now being progressively rectified and remediated in accordance with that risk rating and as resources and funding allows.

The department undertook 356 major works projects in 2022–23, was issued with five building-related emergency orders, secured 189 building permits and 411 certificates of final inspection.

Compliance with the Public Interest Disclosures Act

The *Public Interest Disclosures Act 2012* encourages and assists people to make disclosures of improper conduct by public officers and public bodies. The Act provides protection to people who make disclosures in accordance with the Act and establishes a system for the matters disclosed to be investigated and rectified.

The department is committed to building and demonstrating a strong ethical culture and expects the highest levels of integrity from its staff. We support the making of disclosures about improper conduct, such as corrupt conduct and conduct involving a substantial mismanagement of public resources, and detrimental action.

The department takes all reasonable steps to protect people who make such disclosures from any detrimental action in reprisal for making the disclosure. We also afford natural justice to the person who is the subject of the disclosure to the extent it is legally possible.

Reporting procedures

Disclosures of improper conduct or detrimental action by the department or any of our employees may be made to any of the following department personnel:

- > the Secretary
- > public interest disclosure coordinators
- > manager or supervisor of the discloser
- > manager or supervisor of the person who is the subject of the disclosure.

Alternatively, disclosures can be made directly to the Independent Broad-based Anti-corruption Commission (IBAC):

Level 1, North Tower, 459 Collins Street
Melbourne VIC 3000
Phone: 1300 735 135

[IBAC website](http://www.ibac.vic.gov.au) <www.ibac.vic.gov.au>

[Email IBAC](mailto:info@ibac.vic.gov.au) <info@ibac.vic.gov.au>

Further information

Information about the department's public interest disclosures policy and procedures, which outline the system for reporting disclosures of improper conduct or detrimental action by the department or any of our employees and/or officers, is available:

- > on the department's [public interest disclosures webpage](http://www.dffh.vic.gov.au/public-interest-disclosure) <www.dffh.vic.gov.au/public-interest-disclosure>
- > by [emailing one of the department's public interest disclosure coordinators](mailto:public.interest.disclosures@dffh.vic.gov.au) <public.interest.disclosures@dffh.vic.gov.au>
- > by phoning one of the department's public interest disclosure coordinators on our integrity hotline: 1300 131 431.

Disclosures under the Public Interest Disclosures Act

The number of disclosures made by an individual to the department and notified to IBAC are:

2020–21	2021–22	2022–23
1	0	2

Note the figures for the 2020–21 reporting period reflects disclosures made to the former Department of Health and Human Services.

In addition to the two public interest disclosures the department received during the 2022–23 reporting period, the department also received reports of wrongdoing from individuals including department staff members. For various reasons, these individuals did not want to make a formal public interest disclosure. The department took action to address the concerns raised, including via referral to IBAC where appropriate.

Compliance with the Carers Recognition Act

The department has taken all practical measures to comply with our obligations under the *Carers Recognition Act 2012* (the Act). These include promoting the principles of the Act to people in care relationships who receive the department's services and to the wider community by:

- > providing links to state government resource materials on the department's website
- > providing information about the Act to the department's partner organisations
- > supporting departmental staff to have an awareness and understanding of the care relationship principles set out in the Act, when setting policies and providing services. This includes in the review of departmental employment policies on personal/carer leave and flexible working arrangements to ensure they comply with the statement of principles in the Act
- > considering the care relationships principles set out in the Act when setting policies, delivering grants programs, and providing services, including through the Victorian Support for Carers Program
- > supporting carers' awareness and understanding of the care relationship principles set out in the Act and what they mean for carers
- > providing opportunities for carers to provide feedback and input on improving processes, systems and services to better support them
- > a satisfaction survey, developed for distribution at assessment and review meetings between workers, carers and those receiving care, enables carers to provide feedback
- > carers advisory groups, carer forums and carer surveys have facilitated consultation with, and input by, carers on government policies, processes, and services.

The department supported the Victorian Carer Advisory Group of more than 20 carers and peak body representatives, a Carers Employment Strategic Advisory Group and other consultative groups. The group provides advice to government on carers issues and needs, assists policy development and informs initiatives supporting carers of all ages and backgrounds.

The department implements, supports and delivers priority actions of *Recognising and supporting Victoria's carers: Victorian carer strategy 2018–22* (extended until the end of 2023). These are:

- > carers have better health and wellbeing
- > carers are supported in school, study, and work environments
- > carers can access support and services that meet their needs
- > carers have less financial stress
- > carers are recognised, acknowledged, and respected.

The department's actions to deliver and support these priorities include:

- > delivering flexible tailored supports for carers through the Victorian Support for Carers Program, to meet the needs of Victorian carers. The program was recommissioned in 2022–23, making it more contemporary and improving its reach to Victorian carers in rural and regional areas and from diverse communities
- > funding Statewide Partnerships grants projects supporting:
 - Victorian carers' health and wellbeing
 - younger carers in education
 - increasing carer financial literacy
 - raising awareness of elder abuse for culturally diverse carers and their communities
- > funding 37 providers to deliver additional respite for carers in innovative ways in 2022–23. This helped 5,000 more Victorian carers access respite in flexible ways to meet their needs, with a focus on supporting carers in regional and rural Victoria and carers from diverse communities
- > extension of benefits available through the Carer Card, and increased public transport concessions
- > continuation of the Carers Employment Initiative delivering:
 - a Carers Employment Support Program, via 22 funded agencies across Victoria, providing tailored mentoring and support to carers seeking to enter or re-enter employment, increasing their confidence and helping to remove barriers to employment

- research, advocacy, and identification of flexible work opportunities to provide increased choice and ability for carers seeking to engage in employment while continuing in their care role
- increased understanding of carers' employment support needs and opportunities for systemic change and increased opportunities for carers to enter and maintain employment in ways that meet their needs
- consultations with carers on their needs and views about flexible work for carers
- establishment of networks and system linkages to share information about ways to support carers in the workplace and recognise the value carers bring to the workforce
- > involvement of carers in decision making about services and programs for the people for whom they care, through informal and formal advisory groups, including a Strategic Advisory Group to inform the Carers Employment initiative, program development and implementation, alongside the Victorian Carers Advisory Group
- > funding peak bodies, such as Carers Victoria, to advocate for and support carers, including through focus groups and research to better understand carers' support needs
- > working in partnership with other government departments, sector partners, carers and the community to ensure carers' needs and principles of the Act are considered in the development of new government policies, the development of whole-of-government initiatives and to advocate for carers' needs at local, state and federal levels.

Compliance with the Disability Act and the Children, Youth and Families Act

The *Disability Act 2006* requires Victorian agencies to develop a disability action plan for the purpose of:

- > reducing barriers to people with disability accessing goods, services and facilities
- > reducing barriers to people with disability obtaining and maintain employment
- > promoting inclusion and participation in the community of people with disability
- > achieving tangible changes in attitudes and practices which discriminate against people with disability.

The *Department of Health and Human Services disability action plan 2018–2020* set the standard for how the former department wanted to operate as a truly inclusive work, policy, and service environment. The plan provided a three-year framework for change.

The department has continued to implement and continue disability action plan actions since it was established in February 2021. This includes accessible communication, community attitude change, inclusive employment, access to disability advocacy, and the rollout of Changing Places, the *State Budget 2021–22* initiative to construct new

fully accessible public toilet facilities across Victoria.

During 2022–23, the department worked with people with disability on initiatives and activities to reduce barriers. This included:

- > convening an Accessible Communications Reference Group comprising people with disability with specific experience and expertise in accessible communications. The group played a critical role in developing targeted and accessible COVID-19 related communications products as well as providing advice on communications channels
- > providing policy leadership and support for the rollout of the Disability Liaison Officers in health services initiative, delivered through the Department of Health
- > work closely with the Victorian Disability Advisory Council to provide advice on pandemic-related impacts and issues for people with disability, including convening regular meetings between the Council and the Minister.

Development of a new departmental disability action plan was held over until the finalisation of the new state disability plan, *Inclusive Victoria*, which was released in March 2022. Both *Inclusive Victoria*

and the department's new *Diversity and inclusion framework 2022–27* will inform a new departmental disability action plan in 2023.

Inclusive Victoria commits all Victorian government departments to implementing six systemic reforms, which will be reflected in the next departmental disability action plan. These are:

- > co-design with people with disability
- > Aboriginal self-determination
- > intersectional approaches
- > disability confident and inclusive workforces
- > accessible communication and universal design
- > effective data and outcomes reporting.

The departmental disability action plan will also reflect department-led *Inclusive Victoria* actions under the priority areas of:

- > housing
- > access the NDIS
- > children and families
- > disability advocacy
- > preventing abuse and neglect
- > voice and leadership
- > pride and recognition.

Future disability action planning will consider the outcomes of the current review of the *Disability Act 2006*.

Registered disability service providers and community service organisations

Registration under the *Disability Act 2006* and the *Children, Youth and Families Act 2005* is managed by the department's Human Services Regulator, which has responsibility for carrying out the regulatory functions of the department.

Register of disability service providers

Section 46 of the Disability Act requires the Secretary of the department to keep a register and make available for public inspection a list of disability service providers. Funded organisations that deliver disability services are required to be registered and comply with the Human Services Standards.ⁱ

Read [Registration requirements for disability service providers](https://providers.dffh.vic.gov.au/registration-requirements-disability-service-providers) <providers.dffh.vic.gov.au/registration-requirements-disability-service-providers>.

Register of community services

The Children, Youth and Families Act provides a strong focus on the quality of services delivered to children, young people and families. Funded organisations that deliver family and out-of-home care services are required to be registered and comply with the Human Services Standards.

Section 54 of the Children, Youth and Families Act requires the Secretary of the department to keep a register of community services. Section 57 of the Act requires that the Secretary must make a copy of the register of community services available for inspection on the department's internet site.

Read [Registration requirements for community services](https://providers.dffh.vic.gov.au/registration-requirements-community-services) <providers.dffh.vic.gov.au/registration-requirements-community-services>.

ⁱ The Human Services Standards were published in the *Victoria Government Gazette G21 (24 May 2012)* as the *Department of Human Services Standards (Disability) Determination 2012* and *Department of Human Services Standards (Children, Youth and Families) Determination 2012* and are now administered by the Department of Families, Fairness and Housing.

Registration activity

During 2022–23, the department revoked the registration for a number of organisations under the *Disability Act 2006* and the *Children, Youth and Families Act 2005* due to organisations merging and/or no longer receiving in-scope funding. The following registration activities occurred.

Table 10: Registration of services

Registration type	New registrations processed 2022–23	Renewals/ extensions processed 2022–23	Registrations lapsed/revoked 2022–23	Total number registered at 30 June 2023
Registration under the <i>Disability Act 2006</i>	13	2	6	122
Registration under the <i>Children, Youth and Families Act 2005</i>	9	18	7	154

Disclosure of emergency procurement

In 2022–23, the department did not activate any emergency procurements.

Compliance with *DataVic access policy*

Consistent with the *DataVic access policy* issued by the Victorian Government in 2012, the information included in this annual report will be available in machine-readable format from the [DataVic website](http://www.data.vic.gov.au) <www.data.vic.gov.au>.

The department maintains a wealth of information to support better understanding of Victoria's human

services. Additional data about the department's human services operations including housing assistance, disability, and child protection and family services is available on the department's [annual reports webpage](http://www.dffh.vic.gov.au/publications/annual-reports-department-families-fairness-housing). <www.dffh.vic.gov.au/publications/annual-reports-department-families-fairness-housing>.

Social housing dwelling stock

Table 11: Summary of changes to social housing dwellings for 2021–22

The 2021–22 data updates incorrect data provided in the department's 2021–22 annual report.

Description	Units
Stock at 30 June 2021	85,969
Additions total	1,921
New handovers	782
Spot purchase	490
New short-term leases	607
Stock online	42
Transfers	0
Subtractions total	1,003
Sales	119
Demolitions	495
Short-term lease hand backs	143
Stock offline	228
Stock conversion reductions	0
Transferred	18
Stock at 30 June 2022	86,887

Note:

Data includes Homes Victoria owned units (including leases and other Homes Victoria managed units) and community owned units.

Table 12: Summary of changes to social housing dwellings for 2022–23

Description	Units
Stock at 30 June 2022	86,887
Additions total	2,448
New handovers	1,618
Spot-purchase	566
New short-term leases	206
Stock online	57
Transferred	1
Subtractions total	1,146
Sales	181
Demolitions	193
Short-term lease hand backs	714
Stock offline	49
Stock conversion reductions	3
Transferred	6
Stock at 30 June 2023	88,189

Note:

Data includes Homes Victoria owned units (including leases and other Homes Victoria managed units) and community owned units.

Information and communication technology expenditure

For the 2022–23 reporting period, the department had total ICT expenditure of \$63,205,977.

Table 13: ICT expenditure 2022–23

Expenditure	(\$'000)
Non-BAU ICT expenditure	
Operational expenditure	7,326
Capital expenditure	26,343
Non-BAU ICT expenditure total (A)	33,669
BAU ICT expenditure (B)	29,537
TOTAL (A + B)	63,206

Notes:

ICT expenditure refers to the department's costs in providing business-enabling ICT services within the current reporting period.

It comprises business-as-usual (BAU) ICT expenditure and non-business-as-usual (non-BAU) ICT expenditure.

Non-BAU ICT expenditure relates to projects to create or enhance the department's current ICT capabilities.

BAU ICT expenditure is all remaining ICT expenditure, which primarily relates to ongoing activities to operate and maintain the current ICT capability.

The total BAU and non-BAU ICT expenditure incurred within the reporting period is \$151.9 million. For reporting purposes, all ICT expenditure relating to shared services for the Department of Families, Fairness and Housing (the department) and Department of Health is only reported in the Department of Health's 2022–23 annual report disclosure. The department's component related to shared services is \$88.7 million.

Freedom of information

The *Freedom of Information Act 1982* aims to extend as far as possible the right of the community to access information held by the Victorian Government and other bodies subject to the Act.

The Act allows the department to refuse access, either fully or partially, to certain documents or information. Examples of documents that may not be accessed include cabinet documents, some internal working documents, law enforcement documents, documents covered by legal professional privilege, such as legal advice, personal information about other people and documents relating to trade secrets.

The Act provides a 30-day period for processing requests. This time may be extended where consultation is required and by agreement with the applicant.

If an applicant is not satisfied with a decision made by the department, including a decision about whether the application fee is to be waived, the applicant has the right to seek a review by the Office of the Victorian Information Commissioner within 28 days of receiving a decision letter.

Making a request

Access to documents may be obtained through written request to the department's Freedom of Information Unit, pursuant to s.17 of the Act.

In summary, the requirements for making a request are:

- > it must be in writing
- > it should provide such information concerning the document as is reasonably necessary to enable identification of the document
- > it should be accompanied by the application fee of \$31.80 (the fee may be waived in certain circumstances).

Requests for documents in the department's possession should be addressed to:

Freedom of Information Unit
Department of Families, Fairness and Housing
GPO Box 1774
Melbourne VIC 3001

Requests and payment of the application fee can also be lodged online with the [Office of the Victorian Information Commissioner](https://www.ovic.vic.gov.au) <ovic.vic.gov.au>.

Telephone enquiries can be made by calling 1300 151 883.

Access charges for photocopying and search retrieval may also apply once the request has been finalised.

FOI statistics/timeliness

During 2022–23, 2,020 applications were received. Of these, seven were from Members of Parliament, nine were from the media, and the remainder were from the general public.

The department made 1,445 FOI decisions and processed 10 per cent of requests within the statutory time period. Of the requests finalised, 61 per cent were granted in full or in part. The department is investing to increase the number of ongoing FOI officers, with bridging resources in place to immediately boost performance against statutory timeframes while recruitment is under way.

Thirty decisions were subject to review by the Office of the Victorian Information Commissioner and seven appeals were made to the Victorian Civil and Administrative Tribunal.

Environmental performance and impacts

The department is committed to environmental sustainability in its operations. Sustainability and reducing greenhouse gas emissions are core parts of the department's corporate strategy. The department supports Victorian public sector programs and policies that lower emissions and increase environmental sustainability outcomes.

Highlights

Highlights for the period included:

- > continuing implementation of the department's new build standards, including efficient all-electric appliances and solar PV systems, with a minimum 7-star NatHERS rating for Class 1 homes and a 7-star average for Class 2 homes
- > continuing the Energy Efficiency in Social Housing Program to upgrade homes to improve thermal comfort and reduce greenhouse gas emissions. The program focuses on installing efficient reverse-cycle air conditioning for heating and cooling
- > commencing the Cooling our Public Housing Towers program with a trial of air conditioning systems at the Richmond estate to determine the most suitable and energy-efficient appliances
- > progressing the *Health and human services climate change adaptation action plan 2022–26* actions across health and social housing infrastructure, public health programs and services. We also progressed targeted support

for vulnerable individuals and communities.

Across the life of the plan, strategic actions are:

- engaging Victorians and the sector on climate resilience building on lessons from recent emergency (bushfire, storm and COVID-19) responses
- building infrastructure resilience with a focus on social housing
- building sector capability to respond and reduce climate risks including by partnering with community service organisations, delivering training, tools, and risk management resources
- promoting sustainable behaviour to all staff to raise awareness of and engagement with environmental issues in order to drive positive environmental outcomes.

The department's environmental management system

The department's environmental management system (EMS) is a structured approach to managing the department's environmental impacts and improving its environmental performance. It is based on the national standard *AS/NZS ISO 14001:2016: Environmental Management Systems* and provides a framework for the department to improve its environmental sustainability.

The EMS objectives include:

- > reducing greenhouse gas emissions resulting from the department's operational activities
- > reducing the amount of waste and maximising the amount of reused and recycled resources in procurement
- > ensuring new capital works incorporate environmentally sustainable principles in design, construction and operation
- > encouraging staff to reduce environmental impacts through behaviour change
- > communicating environmental performance through regular internal and public reporting.

The EMS was last audited in 2020 under the former Department of Health and Human Services. The EMS is scheduled to be audited in the 2023–24 financial year.

Reporting boundary for environmental data

Operations and activities of the department are included within the organisational boundary for this reporting period. The following portfolio entities are included in the department office data:

- > Respect Victoria
- > Commission for Children and Young People
- > Victorian Disability Worker Commission.

Department offices are all managed by the Shared Services Provider and their Service Delivery Partner, Jones Lang Lasalle.

Homes Victoria is included as a Tier 2 entity. Homes Victoria's housing services portfolio includes high-rise public housing, other public housing, disability accommodation and youth and family welfare services.

Table 14: Staff and building reference data

Description	Government-owned buildings	Leased buildings	Total
Office-based FTE – DFFH	754	5,929	6,683
Statutory-based FTE		144	144
Total FTE			6,827
Number of office-based sites	18	53	71
Number of high-rise public housing sites	44		44
Office-based area (m ²)	23,039	95,691	118,730

Notes:

FTE (full-time equivalent staff member as of 30 June 2023)

Government-owned sites include those owned by the Department of Transport and Planning and sites owned by Homes Victoria.

Climate-related risk disclosure statement

Climate change has the potential to directly and indirectly affect the services and programs that the department delivers on behalf of the Victorian Government. This requires ongoing effort to understand and respond to risks, develop opportunities, and build resilience to climate impacts.

The department is actively embedding actions related to the three overarching pillars of a clean economy: climate change mitigation and adaptation, renewable energy and circular economy. This supports Victoria's transition to net zero emissions and climate resilience.

The department aims to:

- > communicate its actions to understand the impact of climate change on its assets, operations and services
- > demonstrate it responsibly manages and mitigates its environmental impacts
- > support the efficient allocation of resources to transition operations to net zero emissions and improve environmental performance over time
- > deliver infrastructure that is resilient and adapted to climate risks by ensuring that new developments are all-electric, energy efficient, thermally comfortable and include the capability for on-site renewable energy generation.

Climate-related risk governance

The department's Executive Board leads its risk management framework and is the collective owner of the department's strategic and enterprise risks. The Board monitors risk mitigation activities through quarterly executive risk management reporting.

The department's Audit and Risk Management Committee provides independent assurance to the Secretary that the department's risk and control environment is operating effectively and efficiently. The committee actively monitors the department's risk profile, including climate-related risks, and assesses the risk management strategies adopted.

Additionally, the department carries out six-monthly climate risk maturity assessments that are reviewed by the Victorian Secretaries Board to identify the adequacy of, and gaps in, internal capability and capacity (processes, people, systems) in climate-related risk management within the Victorian Government.

Climate-related risk strategy

The department considers the potential impacts of climate-related risks as part of environmental scanning activities. In particular, it does this in relation to housing needs and supply, population health and wellbeing, frequency and severity of disaster events, and impacts on existing zero emissions commitments in strategic and corporate plans.

The *Health and human services climate change adaptation action plan 2022–2026* was prepared under the *Climate Change Act 2017*. It outlines the approach of the Department of Fairness, Families and Housing and the Department of Health to managing climate change risk. During 2022–23, the department progressed a range of actions under the plan and is participating in whole-of-Victorian-Government processes to integrate and progress climate change more broadly.

The department is continuing to build on its understanding of climate-related risks and opportunities and assess and monitor their relative potential impacts.

The department is currently monitoring and managing several climate-related physical risks and opportunities. These include:

- > the impact of increased temperatures and extreme heat on department operations, including the health and safety of staff operating outdoors
- > the impact of bushfires and extreme weather events on departmental assets
- > reducing greenhouse gas emissions resulting from the department's operations in line with Victorian Government commitments
- > aligning procurement to circular economy principles
- > improving environmental performance monitoring, evaluation and reporting
- > supporting the continuing uptake of renewable energy and other low emissions technologies across Victoria.

Climate-related risk management

The department's risk management framework requires it to consider its operating context, including climate change, and identify, assess and manage risks and opportunities. The framework is aligned with the *Victorian Government risk management framework*. It provides guidance for designing, implementing, monitoring, reviewing and continually improving risk management throughout the department.

Climate change was approved by the Executive Board as a strategic risk for the department. Controls and treatments are progressively being refined.

Climate-related metrics and targets

The department reports climate-related metrics in line with requirements under Financial Reporting Direction 24 (FRD 24) *Reporting of environmental data by government entities*.

Environmental data for this report is captured from suppliers, equipment metering, reports and surveys.

The department remains committed to the whole-of-Victorian-Government target to achieve 100 per cent renewable electricity use in government operations by 2025. The department is working with relevant state government working groups to achieve this objective.

Environmental performance indicators for energy increased due to the removal of COVID-19 pandemic restrictions.

Greenhouse gas emissions

The department reports its greenhouse gas emissions broken down into emissions ‘scopes’ consistent with national and international reporting standards.

Scope 1 emissions are from sources that the department owns or controls, such as burning fossil fuels in its vehicle fleet. Scope 2 emissions are indirect emissions from the department’s use of electricity from the grid, which still uses coal and gas-fired power generation. Scope 3 emissions are indirect emissions from sources the department does not control but does influence. The department reports only scope 3 emissions from corporate air travel and waste disposal.

The department’s scope 1 greenhouse gas emissions increased by 14.4 per cent from 2021–22 to 2022–23. This was largely driven by increased vehicle use as travel activities resumed

after extended periods of remote work during the COVID-19 pandemic.

The department’s scope 2 greenhouse gas emissions decreased by 12 per cent from 2021–22 to 2022–23 with slightly lower electricity consumption recorded in most department offices due to adjusted lighting and temperatures.

The department’s scope 3 greenhouse gas emissions from corporate air travel and waste disposal increased by 19 per cent as travel activities and office-based work resumed with increased frequency.

The department is working with the Shared Services Provider to reduce greenhouse gas emissions through several energy efficiency projects. These include the replacement with more efficient electric heating and cooling systems and LED lights, and the review of waste reduction program across sites. The department continues to evaluate its office footprint and consider co-location and consolidation opportunities.

The department does not currently capture data on scope 3 greenhouse gas emissions from Housing Services.

Department offices

Greenhouse gas emissions

Indicator	2022–23 estimate Tonnes CO ₂ -e	2021–22 estimate Tonnes CO ₂ -e	2020–21 estimate Tonnes CO ₂ -e
G1 Total Scope 1 greenhouse gas emissions (Direct)	4,138	3,542	NA
G2 Total Scope 2 greenhouse gas emissions (Indirect electricity)	7,807	8,865	NA
G3 Total Scope 3 greenhouse gas emissions (Other indirect – air travel and waste)	644	336.5	NA

Housing Services

Greenhouse gas emissions

Indicator	2022–23 estimate Tonnes CO ₂ -e	2021–22 estimate Tonnes CO ₂ -e	2020–21 estimate Tonnes CO ₂ -e
G1 Total Scope 1 greenhouse gas emissions (Direct)	19,072	19,607	21,197
G2 Total Scope 2 greenhouse gas emissions (Indirect electricity)	19,506	22,534	23,641
G3 Total Scope 3 greenhouse gas emissions (Other indirect – air travel and waste)	–	–	–

Electricity production and consumption

The department continues to implement energy efficiency policies across its sites to reduce electricity use. These measures include:

- > the progressive installation of LED lighting
- > switching to efficient electric appliances, for example, minimum 7-star energy-efficient refrigerators when they are replaced
- > adjustments to heating and cooling systems to optimise electricity savings.

Electricity use from 2021–22 to 2022–23 is consistent. Although employee attendance was lower in 2021–22 buildings were still occupied, appliances were still running, as was heating/cooling and lighting.

Department offices

EL1 Total electricity consumption

Indicator	2022–23 MWh	2021–22 MWh	2020–21 MWh
Purchased electricity – consolidated	8,581.6	8,669.6	NA
Self-generated	–	–	NA
EL1 Total electricity consumption	8,581.6	8,669.6	NA

EL2 On site-electricity generated

Indicator	2022–23 MWh	2021–22 MWh	2020–21 MWh
Solar PV			
Consumption behind-the-meter	–	–	NA
Exports	–	–	NA
Total solar PV	–	–	NA
Other non-renewable (diesel backup generator)	–	–	NA
EL2 Total on-site electricity generated	–	–	NA

EL3 On-site installed generation capacity

Indicator	2022–23 MW	2021–22 MW	2020–21 MW
Solar PV	–	–	NA
Diesel backup generator	–	–	NA
EL3 Total on-site installed generation capacity	–	–	NA

EL4 Total electricity offsets

Indicator	2022–23 MWh	2021–22 MWh	2020–21 MWh
LGC's voluntarily retired by the entity	–	–	NA
Greenpower ⁱ	601.7	677.6	NA
Renewable power percentage in the grid (%)			
Certified climate active carbon neutral electricity purchased	–	–	–
EL4 Total electricity offsets	–	–	NA

ⁱ 100% Greenpower is used in Ballarat and Geelong.

Housing Services

EL1 Total electricity consumption

Indicator	2022–23 MWh	2021–22 MWh	2020–21 MWh
Purchased electricity – consolidated ⁱ	22,948.4	23,473.0	24,123.6
Self-generated	115.0	–	–
EL1 Total electricity consumption	23,063.4	23,473.0	24,123.6

EL2 On site-electricity generated

Indicator	2022–23 MWh	2021–22 MWh	2020–21 MWh
Solar PV			
Consumption behind-the-meter ⁱⁱ	115.0	–	–
Exports	0.4	–	NA
Total solar PV	115.4	–	–
Other non-renewable (diesel backup generator)	–	–	NA
EL2 Total on-site electricity generated	115.4	–	–

EL3 On-site installed generation capacity

Indicator	2022–23 MW	2021–22 MW	2020–21 MW
Solar PV	0.4	–	–
Diesel backup generator	–	–	–
EL3 Total on-site installed generation capacity	0.4	–	–

EL4 Total electricity offsets

Indicator	2022–23 MWh	2021–22 MWh	2020–21 MWh
LGC's voluntarily retired by the entity	–	–	–
Greenpower	20.2	–	–
Renewable power percentage in the grid (%)			
Certified climate active carbon neutral electricity purchased	–	–	–
EL4 Total electricity offsets	–	–	–

Stationary fuel use

Sources of emissions from stationary fuel include natural gas used in some buildings' heating systems. There has been a slight decrease in fuel use due to heating demand. Consumption and emissions data is from the 14 department offices that use natural gas.

ⁱ Purchased electricity includes a 15 per cent estimate in 2022–23 due to some data being unavailable from energy retailers at the time of reporting.

ⁱⁱ Solar PV consumption behind-the-meter and Greenpower electricity offsets include a small proportion of electricity consumed in residential tenancies outside the department's organisational boundary. This is attributable to new apartment building developments with shared on-site solar generation that opened late in the reporting period and will be properly accounted for in subsequent periods.

Department offices

F1 Total Fuels used in buildings and machinery

Indicator	2022–23 MJ	2021–22 MJ	2020–21 MJ
Buildings			
Natural gas	13,750,673	14,418,608	NA
F1 Total fuels used in buildings and machinery	13,750,673	14,418,608	NA

F2 Greenhouse gas emissions stationary fuel consumption

	2022–23 Tonnes CO ₂	2021–22 Tonnes CO ₂	2020–21 Tonnes CO ₂
F2 Greenhouse gas emissions stationary fuel consumption	13,750,673	14,418,608	NA

Housing Services

F1 Total Fuels used in buildings and machinery

Indicator	2022–23 MJ	2021–22 MJ	2020–21 MJ
Buildings			
Natural gas ⁱ	370,113,078	380,489,416	411,354,141
F1 Total fuels used in buildings and machinery	370,113,078	380,489,416	411,354,141

F2 Greenhouse gas emissions stationary fuel consumption

	2022–23 Tonnes CO ₂	2021–22 Tonnes CO ₂	2020–21 Tonnes CO ₂
F2 Greenhouse gas emissions stationary fuel consumption	19,072	19,607	21,197

Transportation

The department's fleet comprises 1,228 vehicles. The increase in CO₂-e can be attributed to several factors. An increase of 50 vehicles to support the growth in child protection workers and a 28 per cent increase in kilometres travelled. Forty-eight per cent of the fleet are seven- and eight-seat capacity vehicles used to transport children, and the remainder are passenger vehicles for pool use and executive salary-packaged vehicles. Of the 1,216, internal combustion engine vehicles, 37 per cent were hybrid unleaded vehicles.

The data has been exported from the department's vehicle management system (FleetWave) including fuel transactions and kilometres travelled for the period 1 April 2022 to 31 March 2023 (FBT annual reporting).

The department is committed to the Victorian Government transport sector pledge and a Zero Emissions Vehicle Roadmap as part of our *Climate change strategy*.

The increase in air travel from 2021–22 to 2022–23 is explained by the removal of COVID-19 restrictions.

ⁱ Natural gas includes a 17 per cent estimate in 2022–23 due to some data being unavailable from energy retailers at the time of reporting.

Number and proportion of vehicles – department fleet

Indicator	2022–23 No.	2022–23 %	2021–22 No.	2021–22 %	2020–21 No.	2020–21 %
Passenger vehicles						
Internal combustion engines						
Petrol	475	–	554	–	NA	–
Diesel/biodiesel	281	–	202	–	NA	–
Hybrid/unleaded	460	–	407	–	NA	NA
Plug-in hybrid electric vehicle (PHEV)	0	0	0	0	NA	NA
Range-extended electric vehicle	6	1	0	0	NA	NA
Total Passenger vehicles	1,222	99	1,163	99	NA	NA
Goods vehicles						
Internal combustion engines						
Petrol	0	0	0		NA	NA
Diesel/biodiesel	6	0.5	15	1	NA	NA
Hybrid/unleaded	0	0	0		NA	NA
Plug-in Hybrid electric vehicle (PHEV)	0	0	0		NA	NA
Range-extended electric vehicle	0	0	0		NA	NA
Total goods vehicles	6	0.5	15	1	NA	NA
T2 Number and proportion of vehicles – department fleet	1,228	100	1,178	100	NA	NA

Total energy used in transportation – department fleet

Indicator	2022–23 MJ	2021–22 MJ	2020–21 MJ
Passenger vehicles			
Petrol	24,319,620	25,231,079	NA
Diesel	14,410,537	7,856,287	NA
Hybrid/unleaded	10,091,155	5,643,504	NA
Electricity (MWh)	–	–	–
Total passenger vehicles	49,245,699	38,730,870	NA
Goods vehicles			
Petrol	0	0	NA
Diesel	247,466	394,323	NA
Electricity (MWh)	–	–	–
Total goods vehicles	247,466	394,323	NA
State government vehicle pool	424,388	307,123	NA
T1 Total energy used in transportation	49,917,553	39,432,316	NA

Greenhouse gas emissions from vehicle fleet

Indicator	2022–23 Tonnes CO ₂ -e	2021–22 Tonnes CO ₂ -e	2020–21 Tonnes CO ₂ -e
Passenger vehicles			
Petrol	1,606	1,667	NA
Diesel	1,022	633	NA
Hybrid/unleaded	702	393	NA
Electricity	–	–	–
Total passenger vehicles	3,330	2,714	NA
Goods vehicles			
Petrol	0	0	NA
Diesel	17	27	NA
Electricity	–	–	–
Total goods vehicles	17	27	NA
State government vehicle pool	28	21	NA
T3 Greenhouse gas emissions from vehicle fleet	3,375	2,762	NA

Total distance travelled commercial air travel

	2022–23 Passenger km	2021–22 Passenger km	2020–21 Passenger km
T4 Total distance travelled commercial air travel	2,987,750	1,493,876	NA

Total energy use

Department offices

Total energy use

Indicator	2022–23 MJ	2021–22 MJ	2020–21 MJ
E1 Total energy usage from fuels (stationary and transportation)	63,243,838	53,850,924	NA
E2 Total energy used from electricity	37,841,141	30,227,638	NA
E3 Total energy used segmented into renewable and non-renewable sources			
Renewable	–	–	NA
Non-renewable	–	–	NA
E4 Units of energy used normalised by FTE (MJ/FTE)	14,807	12,343	NA

Housing Services

Total energy use

Indicator	2022–23 MJ	2021–22 MJ	2020–21 MJ
E1 Total energy usage from fuels (stationary and transportation)	370,113,078	380,489,416	411,354,141
E2 Total energy used from electricity	83,028,333	84,502,812	86,844,877
E3 Total energy used segmented into renewable and non-renewable sources			
Renewable	486,747	–	–
Non-renewable	452,654,664	464,992,228	498,199,018
E4 Units of energy used normalised by FTE (MJ/FTE)	NA	NA	NA

Sustainable buildings and infrastructure

The development of sustainable buildings is an economic and environmental necessity. Recent extreme weather events demonstrate the importance of addressing climate change risk across the department's operations. This includes the design and management of buildings and infrastructure assets.

The department considers sustainable procurement objectives through its implementation of the *Social procurement framework*. This sets out the requirements that apply to Victorian Government departments and agencies when they procure goods, services and construction. Refer to the 'Social procurement framework' section for more information.

Registered environmental NABERS ratings that are higher than 5 stars are summarised in the table below.

B5 Sustainable buildings and infrastructure

Name of building	Building type	Rating Scheme	Rating (B5)
Dandenong	General office building (base building)	NABERS – Energy	5.5
Dandenong	General office building (base building)	NABERS – Water	6
Footscray	General office building (whole building)	NABERS – Energy	5.5
Footscray	General office building (whole building)	NABERS – Water	6
Melbourne – 50 Lonsdale St	General office (base building and tenancy)	NABERS – Energy	5.5
Melbourne – 570 Bourke St	General office building (base building)	NABERS – Energy	5.5
Melbourne – 570 Bourke St	General office building (base building)	NABERS – Water	5.5
Morwell	General office building (whole building)	NABERS – Energy	5.5
Traralgon	General office building (base building)	NABERS – Energy	5.5

The department has adjusted lighting levels, temperature and other building systems to avoid unnecessary consumption of energy while maintaining safety and comfort of occupants.

Sustainable procurement

The department considers sustainable procurement objectives through its implementation of the *Social procurement framework*. This set out the requirements that apply to Victorian Government departments and agencies when they procure goods, services and construction. Refer to the 'Social procurement framework' section for more information.

Water consumption

The department is committed to understanding water consumption across facilities and operations and encourages clients to improve their own water efficiency. In 2022–23, office-based water use was 29,113 kilolitres compared with 25,047 kilolitres in 2021–22. Continued low water usage is attributed to flexible/hybrid working arrangements. The increase in water use from 2021–22 to 2022–23 is attributed to more consistent office attendance after the COVID-19 pandemic.

Department offices

W1 Total water consumption by an Entity

Indicator	2022–23 kL	2021–22 kL	2020–21 kL
Potable water consumption	29,113	25,047	NA
W1 Total water consumption by an entity	29,113	25,047	NA

W2 Units of metered water consumed normalised by FTE

	2022–23 kL/FTE	2021–22 kL/FTE	2020–21 kL/FTE
W2 Units of metered water consumed normalised by FTE	29,113	25,047	NA

Housing Services

W1 Total water consumption by an Entity

	2022–23 kL	2021–22 kL	2020–21 kL
Potable water consumption	1,172,445	1,163,027	1,237,905
W1 Total water consumption by an entity	1,172,445	1,163,027	1,237,905

W2 Units of metered water consumed normalised by FTE

	2022–23 kL/FTE	2021–22 kL/FTE	2020–21 kL/FTE
W2 Units of metered water consumed normalised by FTE	NA	NA	NA

Waste and recycling

Waste management and recycling are key priorities for the department. Focus areas include the removal of single-use plastics as well as maximising recycling and minimising waste sent to landfill. The department office results are of an audit of 21 sites from March to April 2023 that covered 5,539 staff across the Department of Families, Fairness and Housing and the Department of Health. The results were extrapolated for a 12-month period and the percentages considered representative of the department. The audit in 2021–22 was conducted across 20 sites between 11 April and 3 June and covered a combined Department of Health and Department of Families, Fairness and Housing FTE of 8,203.

The department does not currently collect data on waste disposal and recycling or associated scope 3 emissions from Housing Services.

Total units of waste disposed

Indicator	2022–23 kg	2022–23 %	2021–22 kg	2021–22 %	2020–21 kg	2020–21 %
Landfill general waste	81,349.4	59.2	49,760.9	47.7	NA	NA
Recycling/recovery (disposal)						
Commingled	6651.7	4.8	5,369.5	5.1	NA	NA
Organics	3483	2.5	919	0.9	NA	NA
Paper (confidential)	40,777.4	29.7	42,060.3	40.3	NA	NA
Paper (recycling)	4,442.7	3.2	5548.4	5.3	NA	NA
Toners and print cartridges	611.3	0.5	405.2	0.4	NA	NA
WR1 Total units of waste disposed	137,338.9		104,365.7		NA	NA

Percentage of office sites which are covered by dedicated collection services

Waste type	2022–23 %	2021–22 %	2020–21 %
Printer cartridges	100	100	NA
Batteries	0	0	NA
E-waste ⁱ	100	100	NA
Soft plastics	0	0	NA

Total units of waste disposed of normalised by FTE

	2022–23 kg/FTE	2021–22 kg/FTE	2020–21 kg/FTE
WR3 Total units of waste disposed of normalised by FTE	14.69	7.9	NA

Recycling rate

	2022–23 %	2021–22 %	2020–21 %
WR4 Recycling rate	40.8	52.3	NA


Greenhouse gas emissions associated with waste disposal

	2022–23 Tonnes CO ₂ -e	2021–22 Tonnes CO ₂ -e	2020–21 Tonnes CO ₂ -e
WR5 Greenhouse gas emissions associated with waste disposal	134	83.9	NA

ⁱ Supported by department staff who move e-waste from smaller offices and more remote offices to larger central locations for collection.

Financial Management Compliance Attestation Statement

I, Peta McCammon, as the Responsible Body, certify that the Department of Families, Fairness and Housing has no Material Compliance Deficiency with respect to the applicable Standing Directions under the *Financial Management Act 1994* and Instructions.

A handwritten signature in black ink, appearing to read 'Peta McCammon', with a long horizontal flourish extending to the right.

Peta McCammon
Secretary
Department of Families, Fairness and Housing

6 September 2023

Section 5: Financial statements for the financial year ended 30 June 2023

Declaration in the financial statements	115
Independent auditor's report	116
Comprehensive operating statement for the financial year ended 30 June 2023	120
Balance sheet as at 30 June 2023	121
Cash flow statement for the financial year ended 30 June 2023	122
Statement of changes in equity for the financial year ended 30 June 2023	123
Notes to and forming part of the financial statements for the financial year ended 30 June 2023	124
1. About this report	124
2. Funding delivery of our services	126
3. The cost of delivering services	131
4. Disaggregated financial information by output	137
5. Key assets available to support output delivery	146
6. Other assets and liabilities	152
7. How we financed our operations	157
8. Risks, contingencies and valuation judgements	166
9. Other disclosures	180


Declaration in the financial statements

The attached financial statements for the Department of Families, Fairness and Housing (the department) have been prepared in accordance with Direction 5.2 of the Standing Directions of the Assistant Treasurer under the *Financial Management Act 1994*, applicable Financial Reporting Directions, Australian Accounting Standards including Interpretations, and other mandatory professional reporting requirements.

We further state that, in our opinion, the information set out in the Comprehensive Operating Statement, Balance Sheet, Cash Flow Statement, Statement of Changes in Equity and accompanying notes, presents fairly the financial transactions during the year ended 30 June 2023 and financial position of the department at 30 June 2023.

At the time of signing, we are not aware of any circumstance which would render any particulars included in the financial statements to be misleading or inaccurate.

We authorise the attached financial statements for issue on 6 September 2023.



Peta McCammon
Secretary
Department of Families, Fairness and Housing

Melbourne
6 September 2023



Cynthia Lahiff
Chief Finance Officer
Department of Families, Fairness and Housing

Melbourne
6 September 2023

Independent auditor's report

OFFICIAL



Independent Auditor's Report

To the Secretary of the Department of Families, Fairness and Housing

Opinion	<p>I have audited the financial report of the Department of Families, Fairness and Housing (the department) which comprises the:</p> <ul style="list-style-type: none"> • balance sheet as at 30 June 2023 • comprehensive operating statement for the period then ended • statement of changes in equity for the period then ended • cash flow statement for the period then ended • notes to the financial statements, including significant accounting policies • declaration in the financial statements. <p>In my opinion the financial report presents fairly, in all material respects, the financial position of the department as at 30 June 2023 and its financial performance and cash flows for the period then ended in accordance with the financial reporting requirements of Part 7 of the <i>Financial Management Act 1994</i> and applicable Australian Accounting Standards.</p>
Basis for Opinion	<p>I have conducted my audit in accordance with the <i>Audit Act 1994</i> which incorporates the Australian Auditing Standards. I further describe my responsibilities under that Act and those standards in the <i>Auditor's Responsibilities for the Audit of the Financial Report</i> section of my report.</p> <p>My independence is established by the <i>Constitution Act 1975</i>. My staff and I are independent of the department in accordance with the ethical requirements of the Accounting Professional and Ethical Standards Board's <i>APES 110 Code of Ethics for Professional Accountants</i> (the Code) that are relevant to my audit of the financial report in Victoria. My staff and I have also fulfilled our other ethical responsibilities in accordance with the Code.</p> <p>I believe that the audit evidence I have obtained is sufficient and appropriate to provide a basis for my opinion.</p>
Key audit matter	<p>A key audit matter is a matter that, in my professional judgement, is of most significance in my audit of the financial report of the current period. This matter was addressed in the context of my audit of the financial report as a whole, and in forming my opinion thereon, and I do not provide a separate opinion on this matter.</p>

OFFICIAL

OFFICIAL

Key audit matter	How I addressed the matter
<p>Recognition and measurement of service concession arrangement assets and liabilities - Ground Lease Model 1- Public Housing Renewal program</p>	
<p><i>Refer to note 5.1(b) for Service concession assets, note 7.1 for service concession financial liabilities and note 7.5.3 for grant of right to the operator (GORTO) liabilities and commitments</i></p>	
<p>Service concession assets - \$ 315.4 million</p> <p>Service concession financial liabilities - \$ 203 million</p> <p>Service concession GORTO liabilities - \$ 74.5 million</p> <p>Commitment - minimum future payments: \$ 203 million</p> <p>The department has a service concession arrangement with a not-for-profit consortium to finance, design, construct and operate new social housing dwellings, affordable homes and market rental homes. I considered this service concession arrangement to be a key audit matter because:</p> <ul style="list-style-type: none"> • it is financially significant • the requirements of AASB 1059 <i>Service Concession Arrangement: Grantors</i> are complex, and its application requires significant management judgement • the varying arrangements, underlying contracts and business processes used to facilitate the construction of dwellings necessitates significant evaluation and judgement by management to determine scoping within AASB 1059. • the required disclosures for service concession assets and liabilities are extensive. 	<p>My key procedures included:</p> <ul style="list-style-type: none"> • gaining an understanding of all contractual requirements • reviewing the financial model, transactions and disclosures to ensure they are consistent with contracts and supporting schedules • reviewing the accounting treatment against the requirements of AASB 1059, the technical accounting paper prepared by the department and assessing the reasonableness of management judgements made • assessing the reasonableness of the asset carrying amount with reference to the financial model, progress claims and payment certificates • reconciling service concession assets and liabilities against the contracts and underlying financial models • assessing the adequacy of financial report disclosure against the requirements of applicable Australian accounting standards.
<p>Secretary's responsibilities for the financial report</p>	<p>The Secretary of the department is responsible for the preparation and fair presentation of the financial report in accordance with Australian Accounting Standards and the <i>Financial Management Act 1994</i>, and for such internal control as the Secretary determines is necessary to enable the preparation and fair presentation of a financial report that is free from material misstatement, whether due to fraud or error.</p> <p>In preparing the financial report, the Secretary is responsible for assessing the department's ability to continue as a going concern, disclosing, as applicable, matters related to going concern and using the going concern basis of accounting unless it is inappropriate to do so.</p>

OFFICIAL

Auditor's responsibilities for the audit of the financial report

As required by the *Audit Act 1994*, my responsibility is to express an opinion on the financial report based on the audit. My objectives for the audit are to obtain reasonable assurance about whether the financial report as a whole is free from material misstatement, whether due to fraud or error, and to issue an auditor's report that includes my opinion. Reasonable assurance is a high level of assurance, but is not a guarantee that an audit conducted in accordance with the Australian Auditing Standards will always detect a material misstatement when it exists. Misstatements can arise from fraud or error and are considered material if, individually or in the aggregate, they could reasonably be expected to influence the economic decisions of users taken on the basis of this financial report.

As part of an audit in accordance with the Australian Auditing Standards, I exercise professional judgement and maintain professional scepticism throughout the audit. I also:

- identify and assess the risks of material misstatement of the financial report, whether due to fraud or error, design and perform audit procedures responsive to those risks, and obtain audit evidence that is sufficient and appropriate to provide a basis for my opinion. The risk of not detecting a material misstatement resulting from fraud is higher than for one resulting from error, as fraud may involve collusion, forgery, intentional omissions, misrepresentations, or the override of internal control.
- obtain an understanding of internal control relevant to the audit in order to design audit procedures that are appropriate in the circumstances, but not for the purpose of expressing an opinion on the effectiveness of the department's internal control
- evaluate the appropriateness of accounting policies used and the reasonableness of accounting estimates and related disclosures made by the Secretary
- conclude on the appropriateness of the Secretary's use of the going concern basis of accounting and, based on the audit evidence obtained, whether a material uncertainty exists related to events or conditions that may cast significant doubt on the department's ability to continue as a going concern. If I conclude that a material uncertainty exists, I am required to draw attention in my auditor's report to the related disclosures in the financial report or, if such disclosures are inadequate, to modify my opinion. My conclusions are based on the audit evidence obtained up to the date of my auditor's report. However, future events or conditions may cause the department to cease to continue as a going concern.
- evaluate the overall presentation, structure and content of the financial report, including the disclosures, and whether the financial report represents the underlying transactions and events in a manner that achieves fair presentation.

I communicate with the Secretary regarding, among other matters, the planned scope and timing of the audit and significant audit findings, including any significant deficiencies in internal control that I identify during my audit.

OFFICIAL

Auditor’s responsibilities for the audit of the financial report (continued) From the matters communicated with the Secretary, I determine those matters that were of most significance in the audit of the financial report of the current period and are therefore key audit matters. I describe these matters in the auditor’s report unless law or regulation precludes public disclosure about the matter or when, in extremely rare circumstances, I determine that a matter should not be communicated in the auditor’s report because the adverse consequences of doing so would reasonably be expected to outweigh the public interest benefits of such communication.

MELBOURNE
20 September 2023



Roberta Skiros
as delegate for the Auditor-General of Victoria

Comprehensive operating statement for the financial year ended 30 June 2023

	Note	2023 \$M	2022 \$M
Revenue and income from transactions			
Output appropriations	2.3	4,968.4	6,518.1
Special appropriations	2.3	79.1	65.3
Rental income	2.4.1	523.3	504.7
Grants	2.4.2	442.9	922.5
Other income	2.4.3	24.3	10.9
Total revenue and income from transactions		6,038.0	8,021.4
Expenses from transactions			
Employee benefits	3.1.1(a)	920.5	940.1
Depreciation and amortisation	5.1.1	362.3	322.6
Grants and other expense transfers	3.1.2	4,010.7	5,456.5
Other operating expenses	3.1.3	464.9	390.1
Other property management expenses ⁽ⁱ⁾	3.1.4	523.7	560.2
Total expenses from transactions		6,282.1	7,669.4
Net result from transactions (net operating balance)		(244.1)	351.8
Other economic flows included in net result			
Net gain/(loss) on non-financial assets	9.2(a)	(3.4)	(4.5)
Net gain/(loss) on financial instruments	9.2(b)	0.6	(0.8)
Other gains/(losses) from other economic flows	9.2(c)	(17.9)	(10.6)
Total other economic flows included in net result		(20.7)	(15.9)
Net result		(264.7)	335.9
Other economic flows – other comprehensive income			
Items that will not be reclassified to net result			
Changes in physical asset revaluation surplus	9.4(b)	47.7	3,056.7
Remeasurement of superannuation defined benefit plans	3.1.1(b)	1.0	2.4
Total other economic flows – other comprehensive income		48.7	3,059.0
Comprehensive result		(216.0)	3,395.0

The comprehensive operating statement should be read in conjunction with the notes to the financial statements.

Note:

- (i) 'Maintenance' of \$298.4 million disclosed in the 2021–22 Operating Statement has been merged to 'Other property management expenses' for 2022–23 for reporting purposes. Refer to Note 3.1.4 for further detail.

Balance sheet as at 30 June 2023

	Note	2023 \$M	2022 \$M
Assets			
Financial assets			
Cash and deposits	7.3	706.8	654.9
Receivables	6.1	814.3	1,111.3
Loans	6.2	30.0	30.7
Total financial assets		1,551.1	1,797.0
Non-financial assets			
Non-financial physical assets classified as held for sale	9.3	4.3	1.4
Property, plant and equipment	5.1	36,879.3	36,197.2
Intangible assets	5.2	80.5	82.8
Prepayments	6.3	50.4	35.5
Total non-financial assets		37,014.5	36,316.9
Total assets		38,565.6	38,113.8
Liabilities			
Financial liabilities			
Payables	6.4	454.9	608.2
Borrowings	7.1	416.4	218.5
Employee related provisions	3.1.1(b)	301.0	307.5
Other provisions	6.5	211.3	203.4
Total financial liabilities		1,383.6	1,337.6
Total non-financial liabilities		–	–
Total liabilities		1,383.6	1,337.6
Net assets		37,182.0	36,776.3
Equity			
Accumulated surplus/(deficit)		180.9	444.6
Physical asset revaluation surplus	9.4	7,570.5	7,522.8
Contributed capital		29,430.6	28,808.9
Net worth		37,182.0	36,776.3

The balance sheet should be read in conjunction with the notes to the financial statements.

Cash flow statement for the financial year ended 30 June 2023

	Note	2023 \$M	2022 \$M
Cash flows from operating activities			
Receipts			
Output appropriations		5,204.9	6,446.4
Special appropriations		79.1	65.3
Funds from other entities		519.2	775.3
Rent received		504.3	490.9
User charges received – rental properties		6.9	5.9
Interest received		20.9	2.5
Other receipts		3.3	5.6
GST recovered from Australian Taxation Office ⁽ⁱ⁾		329.5	266.3
Total receipts		6,668.1	8,058.3
Payments			
Grants and other expense transfers		(4,388.1)	(5,737.8)
Employee benefits		(1,016.2)	(919.0)
Supplies and services		(526.1)	(351.4)
Other operating expenses		(16.0)	(3.1)
Other property management expenses ⁽ⁱⁱ⁾		(539.1)	(498.7)
Total payments		(6,485.5)	(7,510.1)
Net cash flows from/(used in) operating activities	7.3.1	182.5	548.2
Cash flows from investing activities			
Proceeds from the sale of non-financial assets		136.3	98.5
Payments for non-financial assets		(995.6)	(1,136.7)
Client loans repaid		0.7	0.7
Net cash flows from/(used in) investing activities		(858.6)	(1,037.5)
Cash flows from financing activities			
Net receipts / (payments) for advances		1.8	22.8
Owner contributions by Victorian Government – appropriation for capital expenditure purposes		625.5	223.9
Repayment of borrowings and principal portion of lease liability ⁽ⁱⁱⁱ⁾		100.7	100.9
Net cash flows from/(used in) financing activities		728.0	347.6
Net increase/(decrease) in cash and deposits		51.9	(141.6)
Cash and deposits at beginning of financial year		654.9	796.5
Cash and deposits at the end of financial year	7.3	706.8	654.9

The cash flow statement should be read in conjunction with the notes to the financial statements.

Notes:

- (i) Goods and services tax (GST) recovered from the Australian Taxation Office is presented on a net basis.
- (ii) 'Maintenance' of \$267.2 million disclosed in the 2021–22 cash flow statement has been merged to 'Other property management expenses' for 2022–23 for reporting purposes. Refer to Note 3.1.4 for further detail.
- (iii) The department has recognised cash payments for the principal portion of lease payments as financing activities, cash payments for the interest portion as operating activities consistent with the presentation of interest payments and short-term lease payments for leases and low-value assets as operating activities.

Statement of changes in equity for the financial year ended 30 June 2023

	Note	Physical asset revaluation surplus \$M	Accumulated surplus/ (deficit) \$M	Contributed capital \$M	Total \$M
Balance at 1 July 2021		4,466.1	106.3	28,586.6	33,159.0
Net result for the year		–	335.9	–	335.9
Remeasurement of superannuation defined benefit plans	3.1.1(b)	–	2.4	–	2.4
Changes in physical asset revaluation surplus	9.4	3,056.7	–	–	3,056.7
Capital contributions by Victorian State Government		–	–	223.9	223.9
Capital contributed from asset transfers		–	–	(1.6)	(1.6)
Balance at 30 June 2022		7,522.8	444.6	28,808.9	36,776.3
Net result for the year		–	(264.7)	–	(264.7)
Remeasurement of superannuation defined benefit plans	3.1.1(b)	–	1.0	–	1.0
Changes in physical asset revaluation surplus	9.4	47.7	–	–	47.7
Capital contributions by Victorian State Government		–	–	625.5	625.5
Capital contributed from asset transfers		–	–	(3.8)	(3.8)
Balance at 30 June 2023		7,570.5	180.9	29,430.6	37,182.0

The statement of changes in equity should be read in conjunction with the notes to the financial statements.

Notes to and forming part of the financial statements for the financial year ended 30 June 2023

1. About this report

The Department of Families, Fairness and Housing (the department) was established on 1 February 2021 as a government department of the State of Victoria, pursuant to an order made by the Premier under the *Public Administration Act 2004*. It is an administrative agency acting on behalf of the Crown.

Its principal address is:

Department of Families, Fairness and Housing
50 Lonsdale Street
Melbourne VIC 3000

A description of the nature of its operations and its principal activities is included in the report of operations, which does not form part of these financial statements.

Basis of preparation

These financial statements cover the Department of Families, Fairness and Housing as an individual reporting entity and include all controlled activities of the department.

Where control of an entity is obtained during the financial year, its results are included in the comprehensive operating statement from the date on which control commenced. Where control ceases during the financial year, the entity's results are included for that part of the period in which control existed. Where entities adopt dissimilar accounting policies and their effect is considered material, adjustments are made to ensure consistent policies are adopted in these financial statements.

Furthermore, in accordance with determinations made by the Assistant Treasurer under s. 53(1)(b) of the *Financial Management Act 1994* (FMA) the Department of Families, Fairness and Housing's financial statements also include the financial information of the following entities:

- Homes Victoria (with effect from 6 September, the name of the Director of Housing was changed to Homes Victoria)
- Commission for Children and Young People
- Disability Worker Registration Board
- Victorian Disability Worker Commission
- Respect Victoria
- Victorian Multicultural Commission
- Victorian Veterans Council

These entities are reported in aggregate even though they are not controlled by the department.

In preparing financial statements for the department, all material transactions and balances between the above entities are eliminated.

These financial statements are presented in Australian dollars and the historical cost convention is used unless a different measurement basis is specifically disclosed in the note associated with the item measured on a different basis.

The accrual basis of accounting has been applied in the preparation of these financial statements, except for cash flow information, whereby assets, liabilities, equity, income and expenses are recognised in the reporting period to which they relate, regardless of when cash is received or paid.

Consistent with the requirements of Australian Accounting Standards Board (AASB) 1004 *Contributions*, contributions by owners (that is, contributed capital and its repayment) are treated as equity transactions and, therefore, do not form part of the income and expenses of the department.

Additions to net assets which have been designated as contributions by owners are recognised as contributed capital. Other transfers that are in the nature of contributions to or distributions by owners have also been designated as contributions by owners.

Transfers of net assets arising from administrative restructures are treated as distributions to or contributions by owners. Transfers of net liabilities arising from administrative restructures are treated as distributions to owners.

Judgements, estimates and assumptions are required to be made about the financial information being presented. The significant judgements made in the preparation of these financial statements are disclosed in the notes where amounts affected by those judgements are disclosed. Estimates and associated assumptions are based on professional judgements derived from historical experience and various other factors that are believed to be reasonable under the circumstances. Actual results may differ from these estimates.

Revisions to accounting estimates are recognised in the period in which the estimate is revised and also in future periods that are affected by the revision. Judgements and assumptions made by management in applying Australian Accounting Standards (AAS) that have significant effect on the financial statements and estimates are disclosed in Note 8.3 'Fair value determination' and Note 7.5.2 'Public private partnership (PPP) commitments' under the heading 'Significant judgement'.

The financial statements have been prepared on a going-concern basis.

All amounts in the financial statements have been rounded to the nearest \$1 million unless otherwise stated.

Where applicable, the comparative figures have been restated to align with the presentation in the current year.

Compliance information

These general purpose financial statements have been prepared in accordance with the FMA and applicable AASs which include Interpretations issued by the Australian Accounting Standards Board (AASB). In particular, they are presented in a manner consistent with the requirements of AASB 1049 *Whole of Government and General Government Sector Financial Reporting*.

Where appropriate, those AAS paragraphs applicable to not-for-profit entities have been applied. Accounting policies selected and applied in these financial statements ensure that the resulting financial information satisfies the concepts of relevance and reliability, thereby ensuring that the substance of the underlying transactions or other events is reported.

These annual financial statements were authorised for issue by the Secretary of the Department of Families, Fairness and Housing on 6 September 2023.

2. Funding delivery of our services

Introduction

The department's overall objective is to create equal opportunities for all Victorians to live a safe, respected and valued life.

To enable the department to fulfil its objective and provide outputs as described in section 4 'Disaggregated financial information by output', it receives income (predominantly accrual-based parliamentary appropriations). The department also receives income from the supply of services and tenancy agreements.

Structure

- 2.1 Summary of revenue and income that fund the delivery of our services
- 2.2 Appropriations
- 2.3 Summary of compliance with annual parliamentary and special appropriations
- 2.4 Income from transactions
 - 2.4.1 Rental income
 - 2.4.2 Grants
 - 2.4.3 Other income
- 2.5 Annotated income agreements

2.1 Summary of revenue and income that fund the delivery of our services

	Note	2023 \$M	2022 \$M
Output appropriations ⁽ⁱ⁾	2.2, 2.3	4,968.4	6,518.1
Special appropriations	2.2, 2.3	79.1	65.3
Rental income	2.4.1	523.3	504.7
Grants and other income transfers	2.4.2	442.9	922.5
Other income	2.4.3	24.3	10.9
Total revenue and income from transactions		6,038.0	8,021.5

Note:

- (i) Due to the reclassification for reporting purpose, the State contribution to the National Disability Insurance Scheme (NDIS) has been reclassified from output appropriation to payments made on behalf of the State appropriation as a result of changes in the related financial administration arrangements effective from 1 July 2022.

2.2 Appropriations

Once annual parliamentary appropriations are applied by the Treasurer, they become controlled by the department and are recognised as income when applied to the purposes defined under the relevant Appropriations Act.

Output appropriations: Income from the outputs the department provides to the government is recognised when those outputs have been delivered and the relevant minister has certified delivery of those outputs in accordance with specified performance criteria.

Special appropriations: Under s. 5.4.6 of the *Gambling Regulation Act 2003*, income related to the Mental Health Fund is recognised when the amounts appropriated for that purpose are due and payable by the department.

2.3 Summary of compliance with annual parliamentary and special appropriations

The following table discloses the details of the various annual parliamentary appropriations received by the department for the year.

In accordance with accrual output-based management procedures 'provision of outputs' and 'additions to net assets' are disclosed as 'controlled' activities of the department. Administered transactions are those that are undertaken on behalf of the state over which the department has no control or discretion (refer to Note 4.2).

	Appropriation Act		Financial Management Act 1994			Total parliamentary authority \$M	Appropriations applied \$M	Variance \$M	
	Annual appropriation \$M	Advance from Treasurer \$M	Section 29 ⁽ⁱ⁾ \$M	Section 30 ⁽ⁱⁱ⁾ \$M	Section 32 \$M				
2023									
Controlled									
Provision of outputs	4,247.6	213.2	459.0	110.2	22.3	5,052.3	4,968.4	83.9	(iii)
Addition to net assets	784.8	38.6	18.2	(110.2)	14.5	745.9	625.5	120.4	(iv)
Administered									
Payments made on behalf of the State ^(v)	2,741.0	–	–	–	–	2,741.0	2,686.7	54.2	
Total	7,773.4	251.7	477.3	–	36.8	8,539.1	8,280.7	258.5	
2022									
Controlled									
Provision of outputs	6,012.6	315.4	454.5	(226.6)	27.8	6,583.6	6,518.1	65.6	(vi)
Addition to net assets	140.9	537.7	5.7	226.6	13.4	924.3	223.9	700.4	(vii)
Administered									
Payments made on behalf of the State	69.1	–	–	–	–	69.1	69.1	–	
Total	6,222.6	853.1	460.2	–	41.2	7,577.1	6,811.1	766.0	

Notes:

- (i) Refer to Note 2.5 for further detail.
- (ii) Transfer from the additions to net assets authority to appropriation for provision of outputs mainly relates to capital projects that are delivered via non-portfolio agencies and result in output appropriation costs to the department.
- (iii) The provision of outputs variance of \$83.9 million is primarily due to \$43.1 million of funding that will be requested in 2023–24 to deliver services and projects. The remaining variance of \$40.7 million relates to output appropriation authority not applied in 2022–23, primarily driven by lower than anticipated demand for concession payments.
- (iv) The additions to net assets variance of \$120.4 million is mainly due to \$298.6 million of funding for projects that will be delivered in 2023–24 rather than 2022–23 and \$31.8 million appropriation authority that was not applied in 2022–23 due to a combination of utilisation of an alternative funding source (current year depreciation equivalent) instead of additions to net assets appropriation and insufficient asset capitalised. This was offset by \$210.0 million increase in appropriation reinstated as an alternative funding source in lieu of Treasurer's Advance budget supplementation.
- (v) Due to the reclassification for reporting purpose, the State contribution to the National Disability Insurance Scheme (NDIS) has been reclassified from output appropriation to payments made on behalf of the State appropriation as a result of changes in the related financial administration arrangements effective from 1 July 2022.
- (vi) The provision of outputs variance of \$65.6 million is primarily due to \$34.2 million of funding that will be requested in 2022–23 to deliver services and projects. The remaining \$31.4 million relates to output appropriation authority not applied in 2021–22, primarily driven by lower than anticipated demand for concession payments.
- (vii) The additions to net assets variance of \$700.4 million comprises \$649.9 million of appropriation authority not applied where funding from Social Housing Growth Fund was used. An additional \$49.6 million relating to appropriation authority not applied in 2021–22 due to a combination of utilisation of an alternative funding source (current year depreciation equivalent) instead of additions to net assets and funding for projects that will be delivered in 2022–23 rather than 2021–22.

The following table discloses the details of compliance with special appropriations:

Authority	Purpose	Appropriation applied	
		2023 \$M	2022 \$M
Section 5.4.6 of the <i>Gambling Regulation Act 2003</i>	Contribution to the Mental Health Fund	63.9	63.9
Section 10 of the <i>Financial Management Act 1994</i>	Access to various Commonwealth grants – provision of outputs	15.1	1.3
Total special appropriations – Provision of outputs		79.1	65.3

2.4 Income from transactions

2.4.1 Rental income

	2023 \$M	2022 \$M
Rental income	1,069.7	1,054.3
Rental rebates	(543.2)	(544.4)
Rental subsidies – welfare organisations	(10.2)	(11.1)
Total net rental	516.4	498.8
Total user charges – rental properties	6.9	5.9
Total rental income	523.3	504.7

Rental income and rebates arising from tenancy operating agreements is recognised on a straight-line basis over the terms of the ongoing agreements. This is subject to annual review. The department conducts bi-annual reviews of the fair value of rental income and rebate. In one of these reviews, the department applies the Valuer-General Victoria (VGV) market rental indices to determine the rental rebates or subsidies provided to tenants, while the other review assesses the rental income and rebate by evaluating the tenants' Centrelink income.

The department provides rental accommodation for a range of clients. These are public rental units that are largely owned and operated by Homes Victoria which have week-to-week tenancy agreements with people on low incomes that are most in need, especially those who have recently experienced homelessness, family violence or have other special needs. These agreements are subject to the *Residential Tenancy Act 1997* provisions which allow termination of a lease under certain circumstances. Accordingly the future revenue streams from the lease agreements are not required to be reported under AASB 16, and the assets that derive this revenue are classified as property, plant and equipment rather than investment properties.

2.4.2 Grants

	2023 \$M	2022 \$M
Income recognised under AASB 1058	442.9	922.5
Total grants	442.9	922.5
Represented by:		
Victorian Government		
Department of Treasury and Finance	358.5	843.8
Department of Health	38.3	68.5
Department of Energy, Environment and Climate Action	35.9	0.7
Department of Justice and Community Safety	4.8	4.7
Other Victorian government bodies	5.5	4.8
Total grants	442.9	922.5

Grants revenue and income

Revenue from grants that are enforceable and with sufficiently specific performance obligations and accounted for as revenue from contracts with customers is recognised when the department satisfies the performance obligation by providing the relevant services to the agencies. Income from grants to construct the capital assets that are controlled by the department is recognised progressively as the asset is constructed. The progressive percentage costs incurred are used to recognise income because these most closely reflect the progress to completion as costs are incurred as the works are done.

Income from grants without any sufficiently specific performance obligations, or that are not enforceable, is recognised when the department has an unconditional right to receive the cash which usually coincides with receipt of cash. On initial recognition of the asset, the department recognises any related contributions by owners, increases in liabilities, decreases in assets, and revenue ('related amounts') in accordance with other Australian Accounting Standards. Related amounts may take the form of:

- (a) contributions by owners, in accordance with AASB 1004
- (b) revenue or a contract liability arising from a contract with a customer, in accordance with AASB 15
- (c) a lease liability, in accordance with AASB 16
- (d) a financial instrument, in accordance with AASB 9, or
- (e) a provision, in accordance with AASB 137.

Grants recognised under AASB 1058

The department receives grants income which are paid for a particular purpose and/or have conditions attached regarding their use. However, the grant agreements do not contain sufficiently specific performance obligations such as the period over which the service deliveries must be delivered, the specific nature or type of the service deliveries, the cost or value of the service deliveries, or the number of service deliveries to be provided. These grants are received under the agreements between the relevant departments to provide services for a given output and activities to further achieve the objective of the departments. These grants are recognised in accordance with AASB 1058 when the department has an unconditional right to receive cash.

Grants recognised under AASB 15

Revenue from grants that are enforceable and with sufficiently specific performance obligations are accounted for as revenue from contracts with customers under AASB 15. Revenue is recognised when the department satisfies the performance obligation by providing the relevant services to the relevant organisations. This is recognised based on the consideration specified in the funding agreement and to the extent that it is highly probable a significant reversal of the revenue will not occur. The funding payments are normally received in advance or shortly after the relevant obligation is satisfied. When funding payments are received in advance the funding is recognised as contract liabilities until the performance obligations are fulfilled, at which time the funding is recognised as revenue.

2.4.3 Other income

	2023 \$M	2022 \$M
Trust income	2.7	4.2
Interest income	20.9	2.5
Other miscellaneous income	0.8	4.2
Total other income	24.3	10.9

Income from controlled trusts is recognised when the department gains control over the funds. It also includes income received from treasury trusts.

Interest income includes interest received on bank, term deposits and other investments. Interest income is recognised using the effective interest method which allocates the interest over the relevant period.

Contributions of resources received free of charge or for nominal consideration are recognised at their fair value when control is obtained over them, irrespective of whether these contributions are subject to restrictions or conditions over their use, unless received from another government department or agency as a consequence of a restructure of administrative arrangements. In the latter case, such a transfer is recognised at its carrying value.

2.5 Annotated income agreements

The department is permitted under s. 29 of the *Financial Management Act 1994* to have certain income annotated to the annual appropriation. The income which forms part of a s. 29 agreement is recognised by the department and the receipts paid into the consolidated fund as an administered item. At the point of income recognition, s. 29 provides for an equivalent amount to be added to the annual appropriation.

The following is a listing of annotated income agreements under s. 29 of the *Financial Management Act 1994* approved by the Treasurer:

	2023 \$M	2022 \$M
User charges, or sales of goods and services		
Community Residential Units Accommodation charges include full Board and Lodging Model (Output)	16.6	11.2
Revenue for Services Provided for the National Disability Insurance Agency (Output)	18.1	21.6
Revenue for Services Provided for the National Disability Insurance Agency (Capital)	18.2	5.7
Office of Senior Victorians – advertising and sponsorship income (Output)	0.7	0.4
	53.5	38.9
Commonwealth specific purpose payments		
National Partnership Agreements		
Family Law Information Sharing (Output)	1.0	0.3
National Housing and Homelessness Agreement (Output)	414.5	414.1
Family, Domestic and Sexual Violence Support (Output)	5.2	3.1
Other		
Unattached Refugee Children (Output)	1.7	3.0
Women's Safety Measures – Keeping Women Safe in Their Homes (Output)	1.0	0.5
Women's Safety Measures – Local Support Coordinator (Output)	0.2	0.1
Australia's Disability Strategy Safety Targeted Action Plan (Output)	0.1	
Disability Support for Older Australians (Output)	–	0.2
	423.7	421.3
Total annotated income agreements	477.3	460.2

3. The cost of delivering services

Introduction

This section provides an account of the expenses incurred by the department in delivering services and outputs. In Note 2 'Funding delivery of our services', the funds that enable the provision of services were disclosed and in this note the costs associated with the provision of services are recorded. Note 4 'Disaggregated financial information by output' discloses aggregated information in relation to the income and expenses by output.

Structure

- 3.1 Expenses incurred in delivery of services
 - 3.1.1 Employee benefits
 - 3.1.2 Grants and other expense transfers
 - 3.1.3 Other operating expenses
 - 3.1.4 Other property management expenses

3.1 Expenses incurred in delivery of services

	Note	2023 \$M	2022 \$M
Employee benefits	3.1.1(a)	920.5	940.1
Grants and other expense transfers	3.1.2	4,010.7	5,456.5
Other operating expenses	3.1.3	464.9	390.1
Other property management expenses ⁽ⁱ⁾	3.1.4	523.7	560.2
Total expenses incurred in delivery of services		5,919.8	7,346.9

Note:

- (i) 'Maintenance' of \$298.4 million disclosed in the 2021–22 Operating Statement has been merged to 'Other property management expenses' for 2022–23 for reporting purposes. Refer to Note 3.1.4 for further detail.

3.1.1 Employee benefits

3.1.1(a) Employee benefits in the comprehensive operating statement

	2023 \$M	2022 \$M
Defined contribution superannuation expense	69.5	64.7
Defined benefit superannuation expense	2.8	4.9
Termination benefits	5.7	43.7
Salaries and wages, annual leave and long service leave	842.4	826.9
Total employee benefits	920.5	940.1

Employee benefits include all costs related to employment, including salaries and wages, leave entitlements, fringe benefits tax, termination benefits, payroll tax and WorkCover premiums.

The amount recognised in the comprehensive operating statement in relation to superannuation is employer contributions for members of both defined benefit and defined contribution superannuation plans that are paid or payable during the reporting period. Other than former employees of Homes Victoria, the department does not recognise any defined benefit liabilities because it has no legal or constructive obligation to pay future benefits relating to its employees. Instead, the Department of Treasury and Finance (DTF) discloses in its annual financial statements the net defined benefit cost related to the members of these plans as an administered liability (on behalf of the State as the sponsoring employer).

In accordance with the requirements of Financial Reporting Directions (FRD) 112, Homes Victoria is required to recognise defined benefit liabilities or surpluses of defined benefit plans in accordance with the requirements of AASB119.

Termination benefits are payable when employment is terminated before normal retirement date, or when an employee accepts an offer of benefits in exchange for the termination of employment. Termination benefits are recognised when the department is demonstrably committed to terminating the employment of current employees according to a detailed formal plan without possibility of withdrawal or providing termination benefits as a result of an offer made to encourage voluntary redundancy.

3.1.1(b) Employee benefits in the balance sheet

Provision is made for benefits accruing to employees in respect of annual leave and long service leave (LSL) for services rendered to the reporting date and recorded as an expense during the period the services are delivered.

	2023 \$M	2022 \$M
Current provisions		
Annual leave		
Unconditional and expected to be settled within 12 months	54.8	57.3
Unconditional and expected to be settled after 12 months	30.2	32.2
Maternity leave		
Unconditional and expected to be settled within 12 months	15.4	15.3
Long service leave		
Unconditional and expected to be settled within 12 months	11.0	11.2
Unconditional and expected to be settled after 12 months	97.7	99.5
Superannuation		
Unconditional and expected to be settled within 12 months	2.3	2.4
Provisions for on-costs		
Unconditional and expected to be settled within 12 months	13.2	13.2
Unconditional and expected to be settled after 12 months	26.1	26.3
Total current provisions for employee benefits	250.7	257.6
Non-current provisions		
Conditional long service leave entitlements	23.1	21.0
Superannuation	22.4	24.7
Provisions for on-costs	4.8	4.3
Total non-current provisions for employee benefits	50.3	49.9
Total provisions for employee benefits	301.0	307.5

Reconciliation of movement in on-cost provision

	2023 \$M	2022 \$M
Opening balance	43.8	34.1
Net movement in provisions recognised	59.8	60.2
Reductions arising from payments/other sacrifices of future economic benefits	(58.7)	(43.6)
Unwind of discount and effect of changes in the discount rate	(0.8)	(6.8)
Closing balance	44.1	43.8
Current	39.3	39.5
Non-current	4.8	4.3

Annual leave and sick leave: Liabilities for annual leave and on-costs are recognised as part of the provisions for employee benefits as 'current liabilities', because the department does not have an unconditional right to defer settlements of these liabilities.

The annual leave liability is classified as a current liability and measured at: the undiscounted amount for annual leaves that are expected to be wholly settled within 12 months; and discounted amount for annual leaves that are expected to be settled after 12 months.

No provision has been made for sick leave as all sick leave is non-vesting and it is not considered probable that the average sick leave taken in the future will be greater than the benefits accrued in the future. As sick leave is non-vesting, an expense is recognised in the comprehensive operating statement as it is taken.

Employment on-costs such as payroll tax, workers' compensation and superannuation are not employee benefits. They are disclosed separately as a component of the provision for employee benefits when the employment to which they relate has occurred.

Unconditional LSL is disclosed as a current liability; even where the department does not expect to settle the liability within 12 months because it will not have the unconditional right to defer the settlement of the entitlement should an employee take leave within 12 months.

The components of this current LSL liability are measured at present value where the department does not expect to wholly settle within 12 months. The components of current LSL liability are measured at nominal value where the department expects to settle within 12 months.

Conditional LSL is disclosed as a non-current liability. There is an unconditional right to defer the settlement of the entitlement until the employee has completed the requisite years of service. This non-current LSL liability is measured at present value.

Any gain or loss following the revaluation of the present value of non-current LSL liability is recognised as a transaction, except to the extent that a gain or loss arises due to changes in bond interest rates for which it is then recognised as an 'other economic flow' in the net result.

Provisions for superannuation – Defined benefit obligation

The department reports a liability for unfunded superannuation in respect of former employees of Homes Victoria for the shortfall of superannuation benefits paid to former housing staff who retired or resigned on or before 14 December 1987 or were employed by Homes Victoria as at 14 December 1987 and retired or resigned prior to or on 30 June 1994.

This liability represents the shortfall between the total net assets of the superannuation fund at 30 June 2023 and the total benefits that members have accrued up to that date, determined by an actuarial assessment. Information relating to the fund based on the latest actuarial assessment for 30 June 2023 is set out below. The amount expended in respect of unfunded superannuation represents the contributions made by the department to the superannuation fund, adjusted by the movement in the liability or asset.

	2023 \$M	2022 \$M
Reconciliation of the superannuation liability in the balance sheet		
Defined benefit obligation	24.6	27.1
Net liability/(asset)	24.6	27.1
Total obligation and liability in the balance sheet	24.6	27.1
Represented by:		
Current liability	2.3	2.4
Non-current liability	22.4	24.7
Total liability	24.6	27.1

Principal actuarial assumptions

	2023 %	2022 %
Discount rate	3.9%	3.6%
Expected return on plan assets	6.8%	6.8%
Expected rate of salary increase	3.3%	3.9%
Inflation	2.5%	2.4%

The expected return on assets assumption is determined by weighting the expected long-term return for each asset class by the target allocation of assets to each asset class and allowing for the correlations of the investment returns between asset classes. The returns used for each asset class are net of investment tax (where applicable) and investment fees.

Reconciliation of opening and closing balances of the present value of the defined benefit obligation

Movements in the present value of the defined benefit obligation in the current period were as follows:

	2023 \$M	2022 \$M
Opening balance of defined benefit obligation	27.1	31.4
Interest cost	0.9	0.6
Actuarial losses/(gains)	(1.0)	(2.4)
Benefits paid	(2.4)	(2.5)
Closing balance of defined benefit obligation	24.6	27.1

Reconciliation of opening and closing balances of the fair value of plan assets

Movements in the present value of the plan assets in the current period were as follows:

	2023 \$M	2022 \$M
Contributions from the employer	2.4	2.5
Benefits paid	(2.4)	(2.5)
Closing balance of plan assets	–	–

Superannuation expense recognised in the comprehensive operating statement

	2023 \$M	2022 \$M
Interest cost	0.9	0.6
Actuarial losses/(gains)	(1.0)	(2.4)
Total expense recognised in respect of defined benefit plans	(0.1)	(1.8)

Net actuarial gains or losses reflect the change in superannuation liability that arises due to differences between the assumptions used to calculate the superannuation expense from transactions and actual outcomes. The effect of any change in actuarial assumptions during the period is also included. Net actuarial gains or losses are recognised in the period in which they occur.

3.1.1(c) Superannuation contributions

Employees of the department are entitled to receive superannuation benefits and the department contributes to both defined benefit and defined contribution plans. The defined benefit plans provide benefits based on years of service and final average salary.

As noted in Note 3.1.1(a), other than former employees of Homes Victoria, the defined benefit liability is recognised in the Department of Treasury and Finance as an administered liability. However the department is still required to make minimum superannuation contributions under Enterprise agreements and legislation, and the contributions paid or payable for the reporting period are included as part of employee benefits in the comprehensive operating statement of the department.

	Paid contribution for the year		Contribution outstanding at year end	
	2023 \$M	2022 \$M	2023 \$M	2022 \$M
Defined benefit plans				
State superannuation fund	2.8	4.8	–	–
Defined contribution plans				
VicSuper	40.4	34.7	–	8.0
Other	29.1	22.0	–	–
Total	72.3	61.5	–	8.0

3.1.2 Grants and other expense transfers

	2023 \$M	2022 \$M
Non-government agencies and individuals		
Client/assistance payment and benefits to households and persons ⁽ⁱ⁾	828.3	2,467.5
Community service organisations and other non-government organisations	2,850.4	2,658.3
	3,678.8	5,125.8
Other state government agencies		
Public health services and hospitals	71.4	68.7
Other state government departments and associated entities	245.7	244.2
	317.2	312.9
Local government		
Local councils	12.5	16.7
	12.5	16.7
Commonwealth Government		
Commonwealth Government	2.3	1.1
	2.3	1.1
Total grant expenses	4,010.70	5,456.5

Note:

- (i) The reduction in Client/assistance payment compared to prior year is mainly related to the change in funding and payment arrangement for National Disability Insurance Scheme (NDIS). In 2021–22, the NDIS funds and payments passed through DFFH controlled entity as NDIS grant payments. In 2022–23, this arrangement has been replaced by a Payments on Behalf of the State (POBOS) Account for NDIS payments, and is reported as an administered expense. Refer to note 2.3 for further details.

Transactions in which the department provides goods, services, assets (or extinguishes a liability) or labour to another party without receiving approximately equal value in return are categorised as 'Grant and other expense transfers'. Grants can either be operating or capital in nature.

Grants and other transfers to third parties (other than contribution to owners) are recognised as an expense in the reporting period in which they are incurred. They include transactions such as grants, subsidies and other transfer payments to other state government agencies, local councils and non-government agencies and individuals. Where applicable, committed grants and other transfers payable as at 30 June 2023 are disclosed in Note 7.5.1.

Grants to non-government agencies and individuals include payments related to:

- Initiatives to increase social and affordable housing stock as part of the Big Housing Build as well as the Building Works Package to fund the maintenance and upgrade of social housing. Committed grants payable under the Big Housing Build and Building Works Package initiatives are disclosed in Note 7.5.1.
- Concessions to Pensioners and Beneficiaries including the development and coordination of the delivery of concessions and relief grants to eligible consumers and concession card holders; and
- Services provided by Non-Government Organisations to support Victorian, including support family, child protection, early parenting, family violence victims and reform, sexual assault victims, placement care and specialist support.

3.1.3 Other operating expenses

	2023 \$M	2022 \$M
Interest expenses		
Interest on lease liabilities	1.6	1.3
Interest on borrowings	2.0	–
Interest on service concession arrangements	10.7	–
Supplies and services		
Variable lease expenses	0.1	0.1
Short-term lease expenses	0.3	0.3
Office accommodation and property services	82.6	57.4
Administrative costs	265.1	219.8
Information, communications and technology costs	70.4	75.6
Medicines and drugs / pharmacy supplies	–	0.6
Direct care operating costs	30.0	31.6
Fair value of assets and services provided free of charge or for nominal consideration		
Assets provided free of charge	2.1	3.5
Total other operating expenses	464.9	390.1

Supplies and services are recognised as an expense in the reporting period in which they are incurred.

The following lease payments are recognised on a straight-line basis:

- Short-term leases – leases with a term 12 months or less
- Low-value leases – leases where the underlying asset's fair value (when new, regardless of the age of the asset being leased) is no more than \$10,000.

Variable lease payments that are not included in the measurement of the lease liability (i.e. variable lease payments that do not depend on an index or a rate and which are not, in substance fixed) such as those based on performance or usage of the underlying asset, are recognised in the comprehensive operating statement (except for payments which have been included in the carrying amount of another asset) in the period in which the event or condition that triggers those payments occurs.

Interest expense includes costs incurred in connection with the borrowing of funds and includes interest on bank overdrafts and short-term and long-term borrowings, amortisation of discounts or premiums relating to borrowings and interest component of leases repayments.

Interest expense is recognised in the period in which it is incurred.

The department recognises borrowing costs immediately as an expense, even where they are directly attributable to the acquisition, construction or production of a qualifying asset.

Fair value of assets and services provided free of charge or for nominal consideration are recognised at their fair value when the recipient obtains control over the resources, irrespective of whether restrictions or conditions are imposed over the use of the contributions. The exception to this would be when the resource is provided to another government department (or agency) as a consequence of a restructure of administrative arrangements, in which case such a transfer will be recognised at its carrying value.

3.1.4 Other property management expenses

	2023 \$M	2022 \$M
Maintenance	315.5	298.4
Rates to local authorities	120.4	120.5
Tenant utilities and other expenses	87.8	141.4
Total other property management expenses	523.7	560.2

4. Disaggregated financial information by output

Introduction

The department is predominantly funded by accrual-based parliamentary appropriations for the provision of outputs. This section provides a description of the departmental outputs delivered during the year along with the objectives of those outputs.

This section disaggregates revenue and expenses that enables the delivery of services (described in section 2 'Funding delivery of our services') by output and records the allocation of expenses incurred (described in section 3 'The cost of delivering services') also by output, which form part of controlled balances of the department.

It also provides information on items administered in connection with these outputs.

Judgement is required in allocating income and expenditure to specific outputs. For the period under review there were no amounts unallocated.

The distinction between controlled and administered items is based on whether the department has the ability to deploy the resources in question for its own benefit (controlled items) or whether it does so on behalf of the state (administered). The department remains accountable for transactions involving administered items, but it does not recognise these items in its financial statements.

Structure

- 4.1 Departmental outputs
 - 4.1.1 Departmental outputs – Descriptions and objectives
 - 4.1.2 Departmental outputs – Controlled income and expenses
 - 4.1.3 Departmental outputs – Controlled assets and liabilities
- 4.2 Administered (non-controlled) items
 - 4.2.1 Administered income and expenses
 - 4.2.2 Administered assets and liabilities
 - 4.2.3 Administered grants and other expense transfers
- 4.3 Restructuring of administrative arrangements

4.1 Departmental outputs

4.1.1 Departmental outputs – Descriptions and objectives

Department of Families, Fairness and Housing outputs

Output 1: Disability Services

The Disability Services output includes provision of continuing care and support services for people with disabilities, their carers and their families, and aims to make a positive difference for Victorians experiencing disadvantage and provide excellent community services to meet clients' needs.

Output 2: Child Protection and Family Services

The Child Protection and Family Services output funds statutory child protection services, family support and early parenting services, family violence and sexual assault services, placement care services and specialist support services to ensure the safety and wellbeing of adolescents and children at risk of harm, abuse and neglect.

Output 3: Concessions to Pensioners and Beneficiaries

Concessions to Pensioners and Beneficiaries output includes the development and coordination of the delivery of concessions and relief grants to eligible consumers and concession card holders.

This output provides reductions in the price of energy, water, and municipal rates to eligible consumers and concession card holders. It also provides trustee services for people on a low income or those who are subject to an order by the Victorian Civil and Administrative Tribunal, and other social and community services, including the provision of emergency relief for individuals or families who are experiencing immediate and personal distress due to a financial or domestic crisis.

Output 4: Victorian Contribution to National Disability Insurance Scheme

The Victorian Contribution to National Disability Insurance Scheme is the Department's contribution to Australia's National Disability Insurance Scheme. The scheme ensures that people with severe or profound disabilities can access the necessary supports they need to live the life they want and achieve their goals and aspirations.

This output is no longer an output in 2022–23, as it has been reclassified as payments made on behalf of the State (POBOS) effectively from 1 July 2022.

Output 5: Community Participation

The Community Participation output funds programs that support community participation, including neighbourhood houses, Men's Sheds, community support projects and programs for people with a disability. These programs support the social and economic participation of Victorian communities, particularly vulnerable populations.

Output 6: Office for Disability

The Office for Disability leads and coordinates whole of government policy, disability action planning and funding, and support to disability advocacy and self-advocacy organisations so that people with a disability experience reduced disadvantage, can fully participate in the community and have their rights upheld.

Output 7: Seniors Programs and Participation

The Seniors Programs and Participation output, which supports broader community planning processes to facilitate community planning and response approach aimed at enabling older Victorians to fully participate and engage in the community.

Output 8: Support to Veterans in Victoria

The Support to Veterans in Victoria output, which provides coordination of veteran-related issues at a state level, especially in relation to commemoration, education programs, grant programs, research and veteran welfare.

Output 9: LGBTIQ+ Equality Policy and Programs

The LGBTIQ+ Equality Policy and Programs output, which provides programs and services to promote equality for LGBTIQ+ Victorians and to support these communities' economic, social and civic participation.

Output 10: Women's policy

The Women's Policy output, which provides initiatives that gender equality and better outcomes for women across all areas of their lives including economic security, safety, leadership, health and wellbeing.

Output 11: Primary Prevention of Family Violence

The Primary Prevention of Family Violence output, which provides initiatives that support primary prevention of family violence and violence against women.

Output 12: Youth

The Youth output, which leads and coordinates whole of government policy advice and delivers a range of initiatives for young people aged between 12 and 25 years to enable them to gain a range of skills and experience and to actively participate in their local communities.

Output 13: Multicultural affairs policy and programs

The Multicultural affairs policy and program output, which provides policy advice on multicultural affairs and social cohesion in Victoria, including settlement coordination for newly arrived migrants and refugees and delivers a range of programs to directly support Victoria's multicultural communities.

Output 14: Family Violence Service Delivery

The Family Violence Service Delivery output group leads and coordinates whole of government family violence policy, and implements and delivers the government's family violence reform agenda. This includes establishing and operating Support and Safety Hubs, implementing information-sharing legislation, and delivering risk assessment and management programs.

Output 15: Housing Assistance

The Housing Assistance output, through the provision of homelessness services, crisis and transitional accommodation and long-term, adequate, affordable and accessible housing assistance, coordinated with support services where required, home renovation assistance and the management of the home loan portfolio, aims to make a positive difference for Victorians experiencing disadvantage by providing excellent housing and community services to meet clients' needs. This output provides:

- housing assistance for low-income families, older people, singles, youth and other households. It responds to the needs of clients through the provision of appropriate accommodation, including short-term and long-term properties that assist in reducing and preventing homelessness, and
- housing support services to people who are homeless or at risk of homelessness, in short-term housing or crisis situations. Support will assist clients in accessing and maintaining tenancies in appropriate accommodation. Services provided will assist in the prevention and overall reduction of homelessness.

Further details on the objectives of each output can be found in Budget Paper No. 3 Service Delivery.

4.1.2 Departmental outputs – Controlled income and expenses for the year ended 30 June 2023

Output ⁽ⁱ⁾⁽ⁱⁱ⁾ 2023	1 \$M	2 \$M	3 \$M	4 ⁽ⁱⁱⁱ⁾ \$M	5 \$M	6 \$M	7 \$M	8 \$M	9 \$M	10 \$M	11 \$M	12 \$M	13 \$M	14 \$M	15 \$M	Elimination \$M	Total \$M
Revenue and income from transactions																	
Output appropriations	392.3	2,017.1	831.9	–	70.1	22.1	67.0	10.9	10.1	14.6	32.8	31.3	55.9	572.8	839.4		4,968.4
Special appropriations	64.8	–	–	–	–	–	–	–	–	–	–	–	–	14.2	–		79.1
Rental income	–	–	–	–	–	–	–	–	–	–	–	–	–	–	523.3		523.3
Grants	22.1	33.4	5.4	–	3.1	–	0.0	1.3	–	0.2	2.2	–	0.8	1.0	395.2	(21.6)	442.9
Other income	3.0	0.1	–	–	–	–	–	–	–	–	–	–	0.1	–	21.1	–	24.3
Total revenue and income from transactions	482.3	2,050.6	837.3	–	73.1	22.1	67.0	12.2	10.1	14.8	34.9	31.3	56.9	588.0	1,779.0	(21.6)	6,038.0
Expenses from transactions																	
Employee benefits	123.5	494.8	10.7	–	12.4	1.5	5.6	1.8	2.4	7.1	10.6	4.4	14.3	64.9	166.4		920.5
Depreciation and amortisation	9.6	12.7	0.4	–	0.0	–	–	0.0	–	0.1	0.0	–	0.1	24.3	315.0		362.3
Other operating expenses	131.4	191.6	9.2	–	(2.5)	0.5	4.1	0.6	0.5	2.6	5.8	0.9	4.4	37.7	78.1	–	464.9
Grants and other expense transfers	211.4	1,362.1	808.9	–	63.1	20.1	57.1	9.6	7.2	4.7	18.4	26.4	37.4	466.2	939.5	(21.6)	4,010.7
Other property management expenses	12.9	8.4	0.0	–	0.0	–	0.0	0.0	0.0	0.0	0.0	0.0	0.0	0.0	502.3	–	523.7
Total expenses from transactions	488.8	2,069.7	829.3	–	73.1	22.1	66.8	12.1	10.2	14.6	34.8	31.7	56.2	593.2	2,001.3	(21.6)	6,282.1
Net result from transactions (net operating balance)	(6.5)	(19.0)	8.0	–	0.1	0.0	0.2	0.1	(0.1)	0.2	0.1	(0.4)	0.7	(5.1)	(222.4)	–	(244.1)
Other economic flows included in net result																	
Net gain/(loss) on non-financial assets	0.3	5.5	0.0	–	–	–	–	–	–	–	–	–	–	–	(9.1)		(3.4)
Net gain/(loss) on financial instruments	0.2	0.3	–	–	–	–	–	–	–	–	–	–	–	–	–		0.6
Other gains/(losses) from other economic flows	(7.9)	(5.3)	0.0	–	(0.4)	0.0	0.0	0.0	0.0	0.0	0.0	0.0	0.0	0.2	(4.7)		(17.9)
Total other economic flows included in net result	(7.4)	0.5	0.0	–	(0.4)	0.0	0.0	0.0	0.0	0.0	0.0	0.0	0.0	0.2	(13.8)	–	(20.7)
Net result	(13.9)	(18.5)	8.0	–	(0.4)	0.1	0.3	0.1	(0.1)	0.2	0.2	(0.4)	0.8	(4.9)	(236.2)	–	(264.7)
Other economic flows – other comprehensive income																	
Items that will not be reclassified to net result																	
Changes in physical asset revaluation surplus	(1.8)	–	–	–	–	–	–	–	–	–	–	–	–	–	49.5	–	47.7
Remeasurement of superannuation defined benefit plans	–	–	–	–	–	–	–	–	–	–	–	–	–	–	1.0	–	1.0
Total other economic flows – other comprehensive income	(1.8)	–	–	–	–	–	–	–	–	–	–	–	–	–	50.5	–	48.7
Comprehensive result	(15.7)	(18.5)	8.0	–	(0.4)	0.1	0.3	0.1	(0.1)	0.2	0.2	(0.4)	0.8	(4.9)	(185.7)	–	(216.0)

Note:

(i) Refer to Note 4.1.1 for output definitions.

(ii) Due to the reclassification for reporting purpose, the State contribution to the National Disability Insurance Scheme (NDIS) has been reclassified from output appropriation to payments made on behalf of the State appropriation as a result of changes in the related financial administration arrangements effective from 1 July 2022.

Output ⁽ⁱ⁾⁽ⁱⁱ⁾ 2022	1 \$M	2 \$M	3 \$M	4 ⁽ⁱⁱ⁾ \$M	5 \$M	6 \$M	7 \$M	8 \$M	9 \$M	10 \$M	11 \$M	12 \$M	13 \$M	14 \$M	15 \$M	Elimination \$M	Total \$M
Total revenue and income from transactions																	
Output appropriations	397.9	1,845.9	831.2	1,691.8	166.8	16.2	29.4	12.2	6.3	14.4	28.6	33.7	97.4	494.8	851.4		6,518.1
Special appropriations	65.3	–	–	–	–	–	–	–	–	–	–	–	–	–	–	–	65.3
Rental income	0.0	–	–	–	–	–	–	–	–	–	–	–	–	–	504.7	–	504.7
Grants	11.7	38.1	0.3	–	3.4	0.5	38.0	1.5	1.0	1.1	–	–	0.6	0.8	845.2	(19.7)	922.5
Other income	4.2	0.3	0.5	–	–	–	–	–	–	–	–	0.8	0.1	–	5.0	–	11.0
Total revenue and income from transactions	479.1	1,884.3	831.9	1,691.8	170.2	16.7	67.4	13.7	7.3	15.5	28.6	34.5	98.1	495.6	2,206.3	(19.7)	8,021.4
Expenses from transactions																	
Employee benefits	138.1	484.8	8.7	5.3	33.5	1.8	4.2	2.8	2.3	5.5	10.5	4.7	13.5	71.0	153.5	–	940.1
Depreciation and amortisation	8.9	15.0	0.5	–	–	–	–	–	–	–	–	0.8	–	24.8	272.6	–	322.6
Other operating expenses	87.4	165.5	8.8	0.2	15.6	0.4	3.1	0.6	0.8	1.0	5.9	2.1	7.1	27.0	64.7	–	390.1
Grants and other expense transfers	188.9	1,211.3	800.8	1,686.1	121.7	13.8	59.3	10.0	4.4	9.7	12.1	26.8	77.6	372.3	881.5	(19.7)	5,456.5
Other property management expenses	9.1	7.8	–	0.2	6.6	–	–	–	–	–	0.0	–	0.3	0.0	536.3	–	560.2
Total expenses from transactions	432.3	1,884.3	818.7	1,691.8	177.3	16.0	66.7	13.4	7.4	16.2	28.6	34.4	98.5	495.1	1,908.6	(19.7)	7,669.5
Net result from transactions (net operating balance)	46.7	0.0	13.2	–	(7.1)	0.8	0.8	0.3	(0.1)	(0.7)	0.0	–	(0.4)	0.6	297.7	–	351.8
Other economic flows included in net result																	
Net gain/(loss) on non-financial assets	0.1	3.1	–	–	–	–	–	–	–	–	–	–	–	–	(7.8)	–	(4.5)
Net gain/(loss) on financial instruments	(0.2)	(0.6)	–	–	–	–	–	–	–	–	–	–	–	–	–	–	(0.8)
Other gains/(losses) from other economic flows	(1.8)	(11.8)	0.2	–	0.7	–	0.1	0.1	–	0.2	0.3	0.1	0.4	1.2	(0.3)	–	(10.6)
Total other economic flows included in net result	(1.9)	(9.2)	0.2	–	0.7	–	0.1	0.1	–	0.2	0.3	0.1	0.4	1.2	(8.1)	–	(15.9)
Net result	44.8	(9.2)	13.4	–	(6.3)	0.8	0.9	0.4	(0.1)	(0.5)	0.2	0.1	0.0	1.8	289.6	–	335.9
Other economic flows – other comprehensive income																	
Items that will not be reclassified to net result																	
Changes in physical asset revaluation surplus	127.9	16.8	–	–	–	–	–	–	–	–	–	–	–	–	2,912.0	–	3,056.7
Remeasurement of superannuation defined benefit plans	–	–	–	–	–	–	–	–	–	–	–	–	–	–	2.4	–	2.4
Total other economic flows – other comprehensive income	128	17	–	–	–	–	–	–	–	–	–	–	–	–	2,914.4	–	3,059.1
Comprehensive result	172.7	7.6	13.4	–	(6.3)	0.8	0.9	0.4	(0.1)	(0.5)	0.2	0.1	0.0	1.8	3,204.0	–	3,395.0

Notes:

(i) Refer to Note 4.1.1 for output definitions.

(ii) Due to the reclassification for reporting purposes, the State contribution to the National Disability Insurance Scheme (NDIS) has been reclassified from output appropriation to payments made on behalf of the State appropriation as a result of changes in the related financial administration arrangements effective from 1 July 2022.

4.1.3 Departmental outputs – Controlled assets and liabilities for the year ended 30 June 2023

Output ⁽ⁱ⁾ 2023	1 \$M	2 \$M	3 \$M	4 \$M	5 \$M	6 \$M	7 \$M	8 \$M	9 \$M	10 \$M	11 \$M	12 \$M	13 \$M	14 \$M	15 \$M	Elimin- ation \$M	Total \$M
Assets																	
Financial assets	197.6	193.3	169.8	–	10.4	8.2	14.5	13.9	3.7	13.7	21.1	32.8	58.1	54.8	759.3		1,551.1
Non-financial assets	1,275.4	315.2	0.2	–	(0.0)	0.0	0.3	(0.0)	0.0	2.9	0.0	(0.0)	(0.0)	92.2	35,328.4	–	37,014.5
Total assets	1,472.9	508.5	170.0	–	10.4	8.2	14.8	13.9	3.7	16.6	21.1	32.8	58.1	146.9	36,087.7	–	38,565.6
Liabilities																	
Liabilities	(254.3)	(340.9)	(146.1)	–	(5.1)	(3.8)	(5.4)	(0.5)	(1.0)	(3.2)	(1.5)	(1.2)	(4.8)	(20.7)	(595.2)		(1,383.6)
Total liabilities	(254.3)	(340.9)	(146.1)	–	(5.1)	(3.8)	(5.4)	(0.5)	(1.0)	(3.2)	(1.5)	(1.2)	(4.8)	(20.7)	(595.2)	–	(1,383.6)
Net assets	1218.7	167.6	23.9	–	5.3	4.4	9.4	13.4	2.7	13.4	19.7	31.6	53.3	126.2	35,492.5	–	37,182.0

Note:

(i) Refer to Note 4.1.1 for output definitions.

Output ⁽ⁱ⁾ 2022	1 \$M	2 \$M	3 \$M	4 \$M	5 \$M	6 \$M	7 \$M	8 \$M	9 \$M	10 \$M	11 \$M	12 \$M	13 \$M	14 \$M	15 \$M	Elimin- ation \$M	Total \$M
Assets																	
Financial assets	298.1	303.1	170.1	–	18.7	4.1	13.2	4.5	3.9	13.6	17.9	22.3	58.9	51.6	817.1	–	1,797.0
Non-financial assets	1,261.4	301.3	0.6	–	0.2	–	0.3	–	–	2.2	0.1	–	0.1	104.7	34,646.0	–	36,316.9
Total assets	1,559.5	604.4	170.6	–	18.9	4.1	13.5	4.5	3.9	15.9	18.0	22.3	58.9	156.3	35,463.0	–	38,113.8
Liabilities																	
Liabilities	(280.2)	(348.5)	(196.4)	–	(22.9)	(1.6)	(3.8)	(0.8)	(1.2)	(3.1)	(1.9)	(2.1)	(45.5)	(42.5)	(387.2)	–	(1,337.6)
Total liabilities	(280.2)	(348.5)	(196.4)	–	(22.9)	(1.6)	(3.8)	(0.8)	(1.2)	(3.1)	(1.9)	(2.1)	(45.5)	(42.5)	(387.2)	–	(1,337.6)
Net assets	1,279.2	255.9	(25.7)	–	(4.0)	2.5	9.7	3.7	2.6	12.8	16.1	20.2	13.4	113.9	35,075.8	–	36,776.2

Note:

(i) Refer to Note 4.1.1 for output definitions.

4.2 Administered (non-controlled) items

The Department's administered activities mainly relate to the output of disability services. The distinction between controlled and administered items is drawn based on whether the Department has the ability to deploy the resources in question for its own benefits (controlled items) or whether it does so on behalf of the State (administered). The Department remains accountable for transactions involving administered items, but it does not recognise these items in its controlled financial statements. Administered income includes Victoria's contribution to the National Disability Insurance Scheme, Natural Disaster Relief and Recovery Arrangements, fees, Commonwealth grants and the proceeds from the sale of administered surplus land and building.

Except as otherwise disclosed, administered resources are accounted for on an accrual basis using the same accounting policies adopted for recognition of the departmental items in the financial statements. Both the controlled department financial statements and these administered items are consolidated into the financial statements of the state.

The department does not gain control over assets arising from statutory income, consequently no income is recognised in the department's financial statements. The department collects these amounts on behalf of the state. Accordingly, the amounts are disclosed as income in the schedule of Administered Items.

4.2.1 Administered income and expenses for the year ended 30 June 2023

Output ⁽ⁱ⁾⁽ⁱⁱ⁾ 2023	1 \$M	2 \$M	3 \$M	4 ^{(iii)(iv)} \$M	5 \$M	6 \$M	7 \$M	8 \$M	9 \$M	10 \$M	11 \$M	12 \$M	13 \$M	14 \$M	Total \$M
Administered income from transactions															
State contribution to the National Disability Insurance Agency	-	-	-	-	-	-	-	-	-	-	-	-	-	-	-
Commonwealth grants	0.1	1.7	-	-	-	-	-	-	-	-	-	-	-	1.2	3.0
Sales of goods and services	34.7	0.0	0.0	-	-	-	0.7	-	-	-	-	-	-	-	35.4
Appropriations – payments made on behalf of the state	71.5	-	-	2,615.2	-	-	-	-	-	-	-	-	-	-	2,686.7
Grants ⁽ⁱⁱⁱ⁾	18.2	4.3	31.7	-	-	-	-	-	-	-	-	-	-	-	54.1
Other	(0.1)	(0.6)	(0.0)	-	-	-	-	-	(0.1)	-	-	-	-	-	(0.7)
Total administered revenue and income from transactions	124.4	5.5	31.7	2,615.2	-	-	0.7	-	(0.1)	-	-	-	-	1.2	2,778.5
Administered expenses from transactions															
Grants and other expense transfers ^(v)	71.5	1.6	31.7	2,603.2	-	-	12.0	-	-	-	-	-	-	-	2,720.1
Employee benefits	-	0.1	-	-	-	-	-	-	-	-	-	-	-	-	0.1
Other operating expenses	0.0	3.2	-	-	-	-	-	-	-	-	-	-	-	-	3.2
Payments into the consolidated fund	58.2	1.2	(0.0)	93.4	-	-	0.7	-	(0.1)	-	-	-	-	1.2	154.5
Fair value of assets and services provided free of charge or for nominal consideration	-	-	-	-	-	-	-	-	-	-	-	-	-	-	-
Total administered expenses from transactions	129.7	6.0	31.7	2,696.6	-	-	12.7	-	(0.1)	-	-	-	-	1.2	2,877.9
Total administered net result from transactions	(5.3)	(0.5)	(0.0)	(81.4)	-	-	(12.0)	-	-	-	-	-	-	-	(99.4)
Administered other economic flows included in net result															
Net gain/(loss) on non-financial assets	(3.7)	-	-	-	-	-	-	-	-	-	-	-	-	-	(3.7)
Other gains/(losses) from other economic flows	-	(0.1)	-	-	-	-	-	-	-	-	-	-	-	-	(0.1)
Total administered other economic flows	(3.7)	(0.1)	-	-	-	-	-	-	-	-	-	-	-	-	(3.8)
Administered net result	(9.0)	(0.6)	(0.0)	(81.4)	-	-	(12.0)	-	-	-	-	-	-	-	(103.2)

Notes:

(i) Refer to Note 4.1.1 for output definitions.

(ii) Output 15 Housing Assistance is not applicable for administered activities.

(iii) Grant income includes National Disability Insurance Scheme funding contribution from other departments within the State, payment reimbursement from DJCS relating to Natural Disaster Relief and recovery Arrangements (NDRA) expenses.

(iv) Due to the reclassification for reporting purpose, the State contribution to the National Disability Insurance Scheme (NDIS) has been reclassified from output appropriation to payments made on behalf of the State appropriation as a result of changes in the related financial administration arrangements effective from 1 July 2022.

(v) Refer to Note 4.2.3 details of administered grants and other expense transfers.

Output ⁽ⁱ⁾⁽ⁱⁱ⁾ 2022	1 \$M	2 \$M	3 \$M	4 ^{(iii)(iv)} \$M	5 \$M	6 \$M	7 \$M	8 \$M	9 \$M	10 \$M	11 \$M	12 \$M	13 \$M	14 \$M	Total \$M
Administered income from transactions															
State contribution to the National Disability Insurance Agency	–	–	–	1,686.1	–	–	–	–	–	–	–	–	–	–	1,686.1
Commonwealth grants	0.2	3.0	–	–	–	–	–	–	–	–	–	–	–	0.6	3.8
Sales of goods and services	32.8	–	–	–	–	–	0.3	–	–	–	–	–	–	–	33.2
Appropriations – payments made on behalf of the state	69.1	–	–	–	–	–	–	–	–	–	–	–	–	–	69.1
Grants ⁽ⁱⁱⁱ⁾	5.7	24.4	1.9	735.9	–	–	–	–	–	–	–	–	–	–	767.9
Other	6.7	0.6	0.2	–	–	–	–	–	–	–	–	–	–	–	7.5
Total administered revenue and income from transactions	114.6	28.1	2.1	2,422.0	–	–	0.3	–	–	–	–	–	–	0.6	2,567.6
Administered expenses from transactions															
Grants and other expense transfers ^(v)	69.1	21.4	1.8	2,525.4	–	–	–	–	–	–	–	–	–	–	2,617.7
Employee benefits	–	1.4	–	–	–	–	–	–	–	–	–	–	–	–	1.4
Other operating expenses	–	0.7	–	–	–	–	–	–	–	–	–	–	–	–	0.7
Payments into the consolidated fund	–	40.6	–	–	–	–	–	–	–	–	–	–	–	–	40.6
Fair value of assets and services provided free of charge or for nominal consideration	0.6	–	–	–	–	–	–	–	–	–	–	–	–	–	0.6
Total administered expenses from transactions	69.7	64.1	1.8	2,525.4	–	–	–	–	–	–	–	–	–	–	2,661.0
Total administered net result from transactions	44.9	(36.0)	0.3	(103.4)	–	–	0.3	–	–	–	–	–	–	0.6	(93.4)
Administered other economic flows included in net result															
Net gain/(loss) on non-financial assets	(0.6)	–	–	–	–	–	–	–	–	–	–	–	–	–	(0.6)
Other gains/(losses) from other economic flows	–	0.3	–	–	–	–	–	–	–	–	–	–	–	–	0.3
Total administered other economic flows	(0.6)	0.3	–	–	–	–	–	–	–	–	–	–	–	–	(0.3)
Administered net result	44.3	(35.7)	0.3	(103.4)	–	–	0.3	–	–	–	–	–	–	0.6	(93.7)

Notes:

(i) Refer to Note 4.1.1 for output definitions.

(ii) Output 15 Housing Assistance is not applicable for administered activities.

(iii) Grant income includes National Disability Insurance Scheme funding contribution from other departments within the State, payment reimbursement from DJCS relating to Natural Disaster Relief and recovery Arrangements (NDRA) expenses.

(iv) Due to the reclassification for reporting purpose, the State contribution to the National Disability Insurance Scheme (NDIS) has been reclassified from output appropriation to payments made on behalf of the State appropriation as a result of changes in the related financial administration arrangements effective from 1 July 2022.

(v) Refer to Note 4.2.3 Administered grants and other expense transfers.

4.2.2 Administered assets and liabilities ⁽ⁱ⁾

	2023 \$M	2022 \$M
Administered assets		
Financial assets		
Trust funds	–	0.8
Receivables	1.7	104.8
Total administered assets	1.7	105.6
Administered liabilities		
Financial liabilities		
Amounts payable to the consolidated fund	1.7	104.8
Other	–	0.8
Total administered liabilities	1.7	105.6
Total administered net assets	–	–

Note:

- (i) The administered assets and liabilities are not disclosed by output because the only material output relates to Output 4: Victorian Contribution to National Disability Insurance Scheme totalling \$95.6 million during 2021–22, whereas the 2022–23 \$1.7 million is due to the Victorian Natural Disasters Relief Trust Account (NDRA) and Specialist Disability Accommodation (SDA) in the administered assets and liabilities which are not material during 2022–23.

4.2.3 Administered grants and other expense transfers

	2023 \$M	2022 \$M
Commonwealth Government		
National Disability Insurance Agency	2,674.7	2,594.5
Other		
Other organisations with payments totalling less than \$10 million	45.3	23.3
Total grants and other expense transfers	2,720.1	2,617.7

4.3 Restructuring of administrative arrangements

During 2022–23, there were no machinery of government changes for the Department of Families, Fairness and Housing.

Transfer of employees from Department of Health from 1 October 2021

The Victorian Government issued an administrative order under section 28(1) of the *Public Administration Act 2004* restructuring some of its activities via machinery of government changes. As part of the machinery of government restructure:

The Department of Health (as transferor) transferred 20 employees to the Department of Families, Fairness and Housing (as transferee) effective from 1 October 2021.

The net receivables of \$1.670 million and net liabilities of \$1.670 million were transferred to the department as a result of the administrative restructure and are recognised in the balance sheets at the carrying amount of those assets in the transferor's (Department of Health) balance sheets immediately after the transfer.

The net asset transfers were treated as a contribution of capital by the state.

	2022 DFFH – transfer in \$M	2022 Net transfer \$M
Assets		
Receivables	1.7	1.7
Liabilities		
Employee related provisions	(1.7)	(1.7)
Net assets recognised/(transferred)	–	–
Net capital contribution from the Crown	–	–

5. Key assets available to support output delivery

Introduction

The department controls infrastructure and other investments that are utilised in fulfilling its objectives and conducting its activities. They represent the key resources that have been entrusted to the department to be utilised for delivery of those outputs.

Fair value measurement

Where the assets included in this section are carried at fair value, additional information is disclosed in Note 8.3 in connection with how those fair values were determined.

Structure

- 5.1 Total property, plant and equipment
 - 5.1(a) Total right-of-use assets
 - 5.1(b) Total service concession assets
 - 5.1.1 Depreciation and amortisation
 - 5.1.2 Reconciliation of movements in carrying values of land, buildings, plant and equipment, motor vehicles and assets under construction
- 5.2 Intangible assets

5.1 Total property, plant and equipment

	Gross carrying amount		Accumulated depreciation		Net carrying amount	
	2023 \$M	2022 \$M	2023 \$M	2022 \$M	2023 \$M	2022 \$M
Land at fair value ⁽ⁱ⁾	24,145.6	24,071.5	(3.4)	(2.5)	24,142.2	24,069.0
Buildings at fair value	11,774.9	11,047.1	(386.5)	(71.4)	11,388.4	10,975.7
Plant and equipment at fair value	2.7	2.6	(2.5)	(2.5)	0.2	0.1
Motor vehicles at fair value ⁽ⁱⁱ⁾	31.8	28.6	0.4	(1.3)	32.2	27.3
Assets under construction	1,316.3	1,125.1	–	–	1,316.3	1,125.1
Net carrying amount	37,271.3	36,274.9	(392.0)	(77.7)	36,879.3	36,197.2

Notes:

(i) Accumulated depreciation of land at fair value relates to right-of-use assets.

(ii) Motor vehicles at fair value relate to Vic Fleet Assets.

5.1(a) Total right-of-use assets

	Gross carrying amount		Accumulated depreciation		Net carrying amount	
	2023 \$M	2022 \$M	2023 \$M	2022 \$M	2023 \$M	2022 \$M
Land at fair value	12.1	11.3	(3.4)	(2.5)	8.7	8.8
Buildings at fair value	94.7	95.4	(59.5)	(51.8)	35.2	43.6
Motor vehicles at fair value	31.8	28.6	0.4	(1.3)	32.2	27.4
Net carrying amount	138.6	135.3	(62.5)	(55.6)	76.1	79.8

	Land \$M	Buildings \$M	Motor vehicles \$M	Total \$M
Opening balance at 1 July 2021	8.9	49.8	25.0	83.7
Additions	–	7.8	0.1	7.9
Transfers	–	–	(0.9)	(0.9)
Lease modifications	0.8	6.8	12.7	20.2
Increase/(decrease) in make-good provision	–	3.4	–	3.4
Disposals	–	(2.5)	(3.3)	(5.9)
Depreciation	(0.8)	(21.6)	(6.2)	(28.6)
Closing balance – 30 June 2022	8.8	43.6	27.4	79.8
Additions	–	3.5	0.3	3.8
Transfers	–	–	(0.3)	(0.3)
Lease modifications	0.8	12.3	16.5	29.5
Increase/(decrease) in make-good provision	–	1.2	–	1.2
Disposals	–	(3.5)	(5.3)	(8.8)
Depreciation	(0.9)	(21.9)	(6.4)	(29.3)
Closing balance – 30 June 2023	8.7	35.2	32.2	76.1

5.1(b) Total service concession assets

	2023 \$M	2022 \$M
Assets under construction ⁽ⁱ⁾	315.4	152.3
Net carrying amount	315.4	152.3

Note:

(i) Refer to Note 7.5.3 Service Concession Arrangements: Grantors for further details.

Initial recognition

Items of property, plant and equipment, are measured initially at cost and subsequently revalued at fair value less accumulated depreciation and impairment. Where an asset is acquired for no or nominal consideration, the cost is the asset's fair value at the date of acquisition. Assets transferred as part of a machinery of government change are transferred at their carrying amount.

The cost of constructed non-financial physical assets includes the cost of all materials used in construction, direct labour on the project and an appropriate proportion of variable and fixed overheads.

The cost of leasehold improvements is capitalised and depreciated over the shorter of the remaining term of the leases or their estimated useful lives.

Right-of-use asset acquired by lessees – Initial measurement

The department recognises a right-of-use asset and a lease liability at the lease commencement date. The right-of-use asset is initially measured at cost, which comprises the initial amount of the lease liability adjusted for:

- any lease payments made at or before the commencement date, plus
- any initial direct costs incurred, and
- an estimate of costs to dismantle and remove the underlying asset or to restore the underlying asset or the site on which it is located.

Service concession assets (under AASB 1059 – Service Concession Assets: Grantors) – Initial measurement

The department initially recognises service concession assets and service concession assets under construction, including land, buildings, equipment and intangible assets, at current replacement cost in accordance with the cost approach to fair value in AASB 13 *Fair Value Measurement*. Where existing assets and assets under construction, including land, buildings, equipment and intangible assets, meet the definition of service concession assets under AASB 1059, the department reclassifies the existing assets as service concession assets and measures the assets at current replacement cost in accordance with the cost approach to fair value in AASB 13 as at the date of reclassification.

Subsequent measurement

Property, plant and equipment (PPE) as well as right-of-use assets under leases and service concession assets are subsequently measured at fair value less accumulated depreciation and impairment. Fair value is determined with regard to the asset's highest and best use (considering legal or physical restrictions imposed on the asset, public announcements or commitments made in relation to the intended use of the asset) and is summarised below by asset category.

Right-of-use asset – Subsequent measurement

The department depreciates the right-of-use assets on a straight-line basis from the lease commencement date to the earlier of the end of the useful life of the right-of-use asset or the end of the lease term. The right-of-use assets are also subject to revaluation.

In addition, the right-of-use asset is periodically reduced by impairment losses, if any, and adjusted for certain remeasurements of the lease liability.

Service concession assets – Subsequent measurement

Service concession assets are subject to revaluation as required by FRD 103. As at 30 June 2023, no revaluation is required due to the Service concession assets (Ground Lease Model) is still in work-in-progress status. When revalued, the fair value of service concession assets will be determined based on current replacement cost.

Non-specialised land and non-specialised buildings are valued using the market approach, whereby assets are compared to recent comparable sales or sales of comparable assets that are considered to have nominal value.

Specialised land and specialised buildings: The market approach is also used for specialised land, although is adjusted for the community service obligation (CSO) to reflect the specialised nature of the land being valued.

The CSO adjustment is a reflection of the valuer's assessment of the impact of restrictions associated with an asset to the extent that is also equally applicable to market participants.

For the majority of the department's specialised buildings, the current replacement cost method is used, adjusting for the associated depreciation.

Vehicles are valued using the current replacement cost method. The department acquires new vehicles and at times disposes of them before the end of their economic life. The process of acquisition, use and disposal in the market is managed by experienced fleet managers in the department who set the relevant depreciation rates during use to reflect the utilisation of the vehicles.

Fair value for **plant and equipment** is determined using the current replacement cost method.

Refer to Note 8.3.2 for additional information on fair value determination of property, plant and equipment.

Impairment of property, plant and equipment

The recoverable amount of primarily non-cash generating assets of not-for-profit entities, which are typically specialised in nature and held for continuing use of their service capacity, is expected to be materially the same as fair value determined under AASB 13 *Fair Value Measurement*, with the consequence that AASB 136 does not apply to such assets that are regularly revalued.

5.1.1 Depreciation and amortisation

Charge for the period

	2023 \$M	2022 \$M
Buildings	306.8	255.3
Plant and equipment	0.1	0.2
Intangible assets	27.0	40.7
Right-of-use assets ⁽ⁱ⁾	29.3	28.6
Aggregate depreciation and amortisation allocated	363.2	324.8
Less depreciation and amortisation capitalised to carrying amount of other assets during the year	(0.8)	(2.2)
Total depreciation and amortisation	362.3	322.6

Note:

(i) Right-of-use assets include right-of-use land, buildings, plant, equipment, and vehicles. Refer to Note 5.1(a) for further detail.

All buildings, plant, equipment, vehicles and other non-current physical assets that have finite useful lives are depreciated. The exceptions to this rule include items under assets held for sale and land.

Depreciation is calculated on a straight-line basis at rates that allocate the asset value, less any estimated residual value, over its estimated useful life.

Typical estimated useful lives for the different asset classes for the current and prior year are included in the table below:

Asset class	2023	2022
Buildings	5 to 85 years	5 to 85 years
Plant, equipment and vehicles	3 to 15 years	3 to 15 years
Intangible assets	3 to 20 years	3 to 20 years

The estimated useful lives, residual value and depreciation method are reviewed at the end of each annual reporting period. Estimated useful lives for buildings, and plant, equipment and vehicles remain unchanged since June 2019.

Right-of-use assets are generally depreciated over the shorter of the asset's useful life and the lease term. Where the department obtains ownership of the underlying leased asset or if the cost of the right-of-use asset reflects that the entity will exercise a purchase option, the entity depreciates the right-of-use asset over its useful life.

Leasehold improvements are depreciated over the shorter of the lease term and their useful lives.

5.1.2 Reconciliation of movements in carrying values of land, buildings, plant and equipment, motor vehicles and assets under construction

	Land at fair value \$M	Buildings at fair value \$M	Plant and equipment at fair value \$M	Motor vehicles at fair value \$M	Assets under construc- tion at cost \$M	Total \$M
Balance at 1 July 2021	22,505.3	9,211.2	0.5	24.5	685.0	32,426.6
Additions	0.5	7.8	–	12.7	1,070.5	1,091.5
Disposals	(79.4)	(17.6)	(0.2)	(3.2)	–	(100.4)
Net revaluation increments/(decrements)	1,501.6	1,555.1	–	–	–	3,056.5
Asset impairment	–	–	–	–	–	–
Depreciation and amortisation	(0.8)	(276.9)	(0.2)	(6.2)	–	(284.1)
Fair value of assets received free of charge or for nominal consideration	0.1	0.8	–	–	–	0.9
Fair value of assets provided free of charge or for nominal consideration	(0.8)	–	–	(0.4)	(2.3)	(3.5)
Transfers in/(out) of assets under construction	141.0	487.1	–	–	(628.1)	–
Transfers (to)/from assets held for sale	1.3	(1.9)	–	–	–	(0.6)
Other changes	0.5	10.0	–	(0.1)	–	10.5
Balance at 1 July 2022	24,069.0	10,975.7	0.1	27.3	1,125.1	36,197.2
Additions	–	3.5	0.2	16.5	1,090.0	1,110.1
Disposals	(103.7)	(27.5)	–	(5.0)	–	(136.2)
Net revaluation increments/(decrements)	77.8	(40.8)	–	–	10.7	47.7
Depreciation and amortisation	(0.9)	(328.7)	(0.1)	(6.4)	–	(336.2)
Fair value of assets received free of charge or for nominal consideration	–	–	–	(0.1)	–	(0.1)
Fair value of assets provided free of charge or for nominal consideration	(1.1)	(0.7)	–	0.2	–	(1.6)
Transfers in/(out) of assets under construction	100.3	809.2	–	–	(909.5)	–
Transfers (to)/from assets held for sale	–	(15.5)	–	(0.4)	–	(15.9)
Other changes	0.8	13.5	–	–	–	14.2
Balance at 30 June 2023	24,142.2	11,388.4	0.2	32.2	1,316.3	36,879.3

5.2 Intangible assets ⁽ⁱ⁾

	2023 \$M	2022 \$M
Gross carrying amount		
Opening balance	217.1	181.1
Additions from internal development	24.7	36.0
Closing balance	241.8	217.1
Accumulated amortisation and impairment		
Opening balance	(134.3)	(93.6)
Amortisation of intangible produced assets	(27.0)	(40.8)
Closing balance	(161.3)	(134.3)
Net book value at end of financial year	80.5	82.8

Note:

(i) Intangible assets comprise of computer software.

Initial recognition

An **internally generated intangible asset** arising from development (or from the development phase of an internal project) is recognised if, and only if, all of the following are demonstrated:

- the technical feasibility of completing the intangible asset so that it will be available for use or sale
- an intention to complete the intangible asset and use or sell it
- the ability to use or sell the intangible asset
- the intangible asset will generate probable future economic benefits
- the availability of adequate technical, financial and other resources to complete the development and to use or sell the intangible asset
- the ability to measure reliably the expenditure attributable to the intangible asset during its development.

Impairment of intangible assets

Intangible assets with finite useful lives are tested for impairment whenever an indication of impairment is identified.

6. Other assets and liabilities

Introduction

This section sets out those assets and liabilities that arose from the department's controlled operations.

Structure

- 6.1 Receivables
- 6.2 Loans
 - 6.2.1 Ageing analysis of contractual loans
- 6.3 Prepayments
- 6.4 Payables
 - 6.4.1 Maturity analysis of contractual payables
- 6.5 Other provisions
 - 6.5.1 Reconciliation of movements in other provisions

6.1 Receivables

	2023 \$M	2022 \$M
Current receivables		
<i>Contractual</i>		
Tenants in arrears	23.1	19.3
Other receivables	158.7	235.7
<i>Less allowance for impairment losses of contractual receivables</i>	(10.7)	(20.0)
	171.1	234.9
<i>Statutory</i>		
Amounts owing from Victorian Government	434.2	725.1
GST input tax credit recoverable	44.3	41.0
	478.5	766.1
Total current receivables	649.6	1,001.0
Non-current receivables		
<i>Statutory</i>		
Amounts owing from Victorian Government	164.7	110.3
Total non-current receivables	164.7	110.3
Total receivables	814.3	1,111.3

Contractual receivables are classified as financial instruments and categorised as 'financial assets at amortised costs'. They are initially recognised at fair value plus any directly attributable transaction costs. The department holds the contractual receivables with the objective to collect the contractual cash flows and therefore subsequent to initial measurement they are measured at amortised cost using the effective interest method, less any impairment.

Statutory receivables do not arise from contracts and are recognised and measured similarly to contractual receivables (except for impairment), but are not classified as financial instruments for disclosure purposes. The department applies AASB 9 for initial measurement of the statutory receivables and, as a result, statutory receivables are initially recognised at fair value plus any directly attributable transaction costs.

Details about the department's impairment policies, the department's exposure to credit risks and the calculation of the loss allowance are set out in Note 8.1.3.

6.2 Loans

	2023 \$M	2022 \$M
Current loans		
<i>Contractual</i>		
Fixed interest home loans	0.6	0.6
Indexed interest home loans	7.6	8.0
Total current loans	8.2	8.7
Non-current loans		
<i>Contractual</i>		
Fixed interest home loans	0.5	0.7
Indexed interest home loans	1.2	1.2
Community housing loans	20.2	20.2
Total non-current loans	21.8	22.1
Less allowance for impairment losses of contractual loans		
Indexed interest home loans	(0.1)	(0.1)
Total allowance for impairment losses of contractual loans	(0.1)	(0.1)
Total loans	30.0	30.7

The Department's loans are related to housing loan programs that are no longer active. The majority of these housing loans are secured by a registered mortgage. However, there are a small number of loans that are on terms incorporated in the contracts of sale. Whilst the title remains in the name of the vendor, Homes Victoria has claim to the title until the amount owing under the contract of sale is paid in full.

Loans are initially recognised at fair value plus any directly attributable transaction costs. Subsequent to initial measurement they are measured at amortised cost using the effective interest method, less any impairment.

Defaults and breaches: During the current and prior year, there were no defaults and breaches of any of the loans.

6.2.1 Ageing analysis of contractual loans

	Carrying amount \$M	Not past due \$M	Past due			
			Less than 1 month \$M	1–3 months \$M	3 months – 1 year \$M	1–5 years \$M
2023						
Loans	30.0	30.0	–	–	–	0.1
Total	30.1	30.0	–	–	–	0.1
2022						
Loans	30.7	30.6	0.0	0.0	–	0.1
Total	30.7	30.6	0.0	0.0	–	0.1

6.3 Prepayments

	2023 \$M	2022 \$M
Prepayments	50.4	35.5

Prepayments represent payments in advance of receipt of goods and services or that part of expenditure made in one accounting period covering a term extending beyond that period.

6.4 Payables

	2023 \$M	2022 \$M
Current payables		
<i>Statutory</i>		
FBT payable	(0.3)	0.4
<i>Contractual</i>		
Employee benefits payable	29.9	36.2
Supplies and services	131.0	239.9
Grant of right to operate liability ⁽ⁱ⁾	1.0	–
Amounts payable to external agencies	36.1	84.8
Concession payments to pensioners	109.4	114.5
Tenants in advance	20.7	23.5
Capital works	39.6	53.2
Other	13.2	16.1
Total current payables	380.6	568.5
Non-current payables		
<i>Contractual</i>		
Grant of right to operate liability ⁽ⁱ⁾	73.5	38.9
Other	0.8	0.8
Total non-current payables	74.3	39.7
Total payables	454.9	608.2

Note:

- (i) This relates to the ground lease model – public housing renewal program and recognised applying AASB 1059 and is progressively reduced over the period of the arrangement. Further information is included in Note 7.5.3 Service Concession Arrangements: Grantors.

Payables consist of:

- **contractual payables**, classified as financial instruments and measured at amortised cost. Accounts payable represent liabilities for goods and services provided to the department prior to the end of the reporting period that are unpaid, and
- **statutory payables**, that are recognised and measured similarly to contractual payables, but are not classified as financial instruments and are not included in financial liabilities at amortised cost, because they do not arise from a contract.

Payables for supplies and services have an average credit period of 30 days.

The terms and conditions of amounts payable to the government and agencies vary according to the particular agreements and as they are not legislative payables, they are not classified as financial instruments.

6.4.1 Maturity analysis of contractual payables ⁽ⁱ⁾

	Carrying amount \$M	Nominal amount \$M	Maturity dates				
			Less than 1 month \$M	1–3 months \$M	3 months – 1 year \$M	1–5 years \$M	5+ years \$M
2023							
Payables	380.7	380.7	348.4	6.0	17.3	7.5	1.5
Total	380.7	380.7	348.4	6.0	17.3	7.5	1.5
2022							
Payables ⁽ⁱⁱ⁾	569.0	569.0	503.8	13.6	49.4	2.2	–
Total	569.0	569.0	503.8	13.6	49.4	2.2	–

Notes:

- (i) Maturity analysis is presented using the contractual undiscounted cash flows.

- (ii) Grant of right to operate liability has been removed from maturity analysis of contractual payables for 2021–22 and 2022–23.

6.5 Other provisions

	2023 \$M	2022 \$M
Current provisions		
NDIS service providers' leave	–	36.8
Early retirement benefits	–	40.3
Insurance claims	92.4	48.9
Make-good provision	3.1	5.2
Total current provisions	95.5	131.2
Non-current provisions		
Insurance claims	110.1	69.8
Make-good provision	5.6	2.4
Total non-current provisions	115.7	72.2
Total other provisions	211.3	203.4

Provisions are recognised when the department has a present obligation, the future sacrifice of economic benefits is probable, and the amount of the provision can be measured reliably. The amount recognised as a provision is the best estimate of the consideration required to settle the present obligation at reporting date, taking into account the risks and uncertainties surrounding the obligation.

Where a provision is measured using the cash flows estimated to settle the present obligation, its carrying amount is the present value of those cash flows, using a discount rate that reflects the time, value of money and risks specific to the provision.

6.5.1 Reconciliation of movements in other provisions

	Early retirement benefits 2023 \$M	Make-good 2023 \$M	Insurance claims 2023 \$M	NDIS service providers' leave and other provisions 2023 \$M	Total 2023 \$M
Opening balance	40.3	7.6	118.7	36.8	203.4
Additional provisions recognised	–	1.2	69.5	–	70.7
Reductions arising from payments/claims handling expenses/other sacrifices of future economic benefits	(40.3)	–	(52.2)	(36.8)	(129.3)
Actuarial revaluations of insurance claims liability inclusive of risk margin	–	–	68.3	–	68.3
Unwind of discount and effect of changes in the discount rate	–	–	(1.8)	–	(1.8)
Closing balance	0.0	8.8	202.5	–	211.3

When some or all of the economic benefits required to settle a provision are expected to be received from a third party, the receivable is recognised as an asset if it is virtually certain that recovery will be received and the amount of the receivable can be measured reliably.

The **make-good** provision is recognised in accordance with the lease agreement over the building facilities. The department must remove any leasehold improvements from the leased building and restore the premises to its original condition at the end of the lease term.

Insurance claims: The department engaged the Victorian Managed Insurance Authority (VMIA) under a claims administration agreement to manage non-medical indemnity claims resulting from community related incidents occurring on or after 1 July 2005. These claims are managed by VMIA on behalf of the department under a service level agreement. VMIA has engaged an independent actuary to determine these liability provisions in accordance with the Institute of Actuaries of Australia's professional standard PS300 for DFFH's civil claims, corporate and community service organisations (CSOs). The estimation of outstanding claims liabilities is based on actuarial modelling including analysis of claims experience, loss trends, risk exposure data and industry data.

The **NDIS service providers' leave** provision is recognition of the outstanding amount of employee leave benefits owed to the five non-government NDIS service providers from the direct employment transfer of former departmental staff to these providers as part of the transfer of government disability services. The department's obligation and schedule to pay the new non-government NDIS service providers for transferred employee leave benefit balances was agreed in the transfer commercial contracts signed with these providers. The direct employment transfer of the former departmental disability staff occurred on 31 December 2020 and was completed prior to 30 June 2023.

7. How we financed our operations

Introduction

This section provides information on the sources of finance utilised by the department during its operations, along with interest expenses (the cost of borrowings) and other information related to financing activities of the department.

This section includes disclosures of balances that are financial instruments (such as borrowings and cash balances). Notes 8.1 and 8.3 provide additional, specific financial instrument disclosures.

Structure

- 7.1 Borrowings
 - 7.1.1 Maturity analysis of borrowings
- 7.2 Leases
 - 7.2.1 Leases
- 7.3 Cash flow information and balances
 - 7.3.1 Reconciliation of net result for the period to net cash flow from operating activities
- 7.4 Trust account
 - 7.4.1 Trust account balances
 - 7.4.2 Trust account – Legislative references and nature
- 7.5 Commitments for expenditure
 - 7.5.1 Total commitments payable
 - 7.5.2 Public private partnership (PPP) commitments
 - 7.5.3 Service Concession Arrangements: Grantors

7.1 Borrowings

	2023 \$M	2022 \$M
Current borrowings		
Advances from Victorian Government	36.3	32.6
Service concession financial liability	2.3	–
Lease liabilities	29.2	37.2
Total current borrowings	67.7	69.7
Non-current borrowings		
Advances from Victorian Government	108.0	4.9
Service concession financial liabilities	200.7	107.5
Lease liabilities	40.0	36.4
Total non-current borrowings	348.7	148.8
Total borrowings	416.4	218.5

Service concession financial liability relates to the Ground Lease Model – public housing renewal program arrangement recognised applying AASB 1059. Interest is charged on the liability and recognised in the interest expense section below. The liability is reduced over the term of the arrangement through quarterly cash payments to the operator. Further information is included in Note 7.5.3 Service Concession Arrangements: Grantors.

Borrowings are classified as financial instruments. All interest-bearing liabilities are initially recognised at the fair value of the consideration received, less directly attributable transaction costs. The measurement basis subsequent to initial recognition depends on whether the department has categorised its interest-bearing liabilities as either ‘financial liabilities designated at fair value through profit or loss’, or financial liabilities at ‘amortised cost’. The classification depends on the nature and purpose of the interest-bearing liabilities. The department determines the classification of interest-bearing liabilities at initial recognition.

Defaults and breaches: During the current and previous financial year, there were no defaults or breaches of required conditions in relation to any of the borrowings.

Advances from Victorian Government are advances from the Department of Treasury and Finance. These advances are non-interest bearing.

Lease liabilities are secured by the assets leased. Leases are effectively secured as the rights to the leased assets revert to the lessor in the event of default.

7.1.1 Maturity analysis of borrowings

	Carrying amount \$M	Nominal amount \$M	Maturity dates				
			Less than 1 month \$M	1–3 months \$M	3 months – 1 year \$M	1–5 years \$M	5+ years \$M
2023							
Advances from Victorian Government	144.3	144.3	34.4	–	1.9	3.0	105.0
Service concession financial liability	203.0	222.1	–	–	2.3	10.3	209.5
Lease liabilities	69.2	72.5	5.1	5.3	19.3	36.7	6.1
Total	416.4	438.9	39.5	5.3	23.5	50.0	320.6
2022							
Advances from Victorian Government	37.5	37.5	30.7	–	1.9	4.9	–
Service concession financial liability	107.5	115.8	–	–	–	8.1	107.7
Lease liabilities	73.5	73.0	7.8	4.2	20.8	33.5	6.7
Total	218.5	226.3	38.5	4.2	22.7	46.5	114.4

7.2 Leases

7.2.1 Leases

Information about leasing activities for the department is presented below.

The department's leasing activities

The department leases various IT data centres, equipment and motor vehicles. The lease contracts are typically made for fixed periods of 1 to 5 years. The department leases some office accommodation which are short-term leases of 12 months or less. The department has elected not to recognise right-of-use assets and lease liabilities for these leases.

The department entered into various printing contracts. The payments are based on consumption. The department considers these printing payments as variable lease payments.

Homes Victoria leases various properties for the social housing program. These lease contracts are typically made for a fixed period of 2 to 5 years.

Leases at significantly below market terms and conditions

Homes Victoria entered into a number of land leases with lease terms ranging from 5 years to indefinite. These lease contracts specify lease payments of \$1 per annum. These leases account for a small portion of similar assets used by the Department for the purpose of providing services to the community and therefore they do not have a significant impact on the department's operations. The below-market value leases are recognised at cost.

7.2.1(a) Right-of-use assets

Right-of-use assets are presented in Note 5.1(a).

7.2.1(b) Amounts recognised in the comprehensive operating statement

The following amounts relating to leases are recognised in the comprehensive operating statement:

	2023 \$M	2022 \$M
Amounts recognised in the comprehensive operating statement		
Interest expense on lease liabilities	1.6	1.3
Expenses relating to short-term leases	0.3	0.3
Variable lease payments, not included in the measurement of lease liabilities	0.1	0.1
Total amount recognised in the comprehensive operating statement	2.0	1.7

7.2.1(c) Amounts recognised in the cash flow statement

The following amounts relating to leases are recognised in the cash flow statement:

	2023 \$M	2022 \$M
Total cash outflow for leases	30.3	32.0

Note:

For any new contracts entered into, the department considers whether a contract is or contains a lease. A lease is defined as 'a contract, or part of a contract, that conveys the right to use an asset (the underlying asset) for a period of time in exchange for consideration'. To apply this definition, the department assesses whether the contract meets three key evaluations:

- whether the contract contains an identified asset, which is either explicitly identified in the contract or implicitly specified by being identified at the time the asset is made available to the department and for which the supplier does not have substantive substitution rights
- whether the department has the right to obtain substantially all of the economic benefits from use of the identified asset throughout the period of use, considering its rights within the defined scope of the contract, and the department has the right to direct the use of the identified asset throughout the period of use, and
- whether the department has the right to make decisions in respect of 'how and for what purpose' the asset is used throughout the period of use.

Separation of lease and non-lease components

At inception or on reassessment of a contract that contains a lease component, the lessee is required to separate out and account separately for non-lease components within a lease contract and exclude these amounts when determining the lease liability and right-of-use asset amount.

Recognition and measurement of leases as a lessee

Lease liability – initial measurement

Lease liability is initially measured at the present value of the lease payments unpaid at the commencement date, discounted using the interest rate implicit in the lease if that rate is readily determinable or the department's incremental borrowing rate.

Lease payments included in the measurement of the lease liability comprise the following:

- fixed payments (including in-substance fixed payments)
- variable payments based on an index or rate, initially measured using the index or rate as at the commencement date
- amounts expected to be payable under a residual value guarantee, and
- payments arising from purchase and termination options reasonably certain to be exercised.

Lease liability – subsequent measurement

Subsequent to initial measurement, the lease liability will be reduced for payments made and increased for interest. It is remeasured to reflect any reassessment or modification, or if there are changes in in-substance fixed payments. When the lease liability is remeasured, the corresponding adjustment is reflected in the right-of-use asset, or profit and loss if the right-of-use asset is already reduced to zero.

Short-term leases and leases of low-value assets

The department has elected to account for short-term leases and leases of low-value assets using the practical expedients. Instead of recognising a right-of-use asset and lease liability, the payments in relation to these types of leases are recognised as an expense in the comprehensive operating statement on a straight-line basis over the lease term.

Below-market/peppercorn leases

Right-of-use assets under leases at significantly below-market terms and conditions that are entered into principally to enable the department to further its objectives, are initially and subsequently measured at cost. These right-of-use assets are depreciated on a straight-line basis over the shorter of the lease term and the estimated useful lives of the assets.

Presentation of right-of-use assets and lease liabilities

The department presents right-of-use assets as 'property, plant and equipment' unless they meet the definition of investment property, in which case they are disclosed as 'investment property' in the balance sheet. Lease liabilities are presented as 'borrowings' in the balance sheet.

7.3 Cash flow information and balances

Cash and deposits, including cash equivalents, comprise cash on hand and cash at bank, deposits at call and highly liquid investments with an original maturity of three months or less, which are held for the purpose of meeting short-term cash commitments rather than for investment purposes and are readily convertible to known amounts of cash with an insignificant risk of changes in value.

	2023 \$M	2022 \$M
Total cash and deposits disclosed in the balance sheet		
Short-term deposits ⁽ⁱ⁾	643.9	530.6
Cash at bank ⁽ⁱ⁾	(7.2)	60.0
Funds held in trust	70.0	64.3
Balance as per cash flow statement	706.8	654.9

Note:

(i) Cash and short-term deposits include funds held by Homes Victoria in the Central Banking System as well as funds that have been committed to a number of significant projects and are expected to be expensed in 2022–23 (as disclosed in Note 7.5).

Due to the state's investment policy and funding arrangements, the department does not hold a large cash reserve in its bank accounts. Cash received from generation of income is generally paid into the state's bank account ('public account'). Similarly, departmental expenditure, including in the form of cheques drawn for the payments to its suppliers and creditors, are made via the public account. The public account remits to the department the cash required upon presentation of cheques by the department's suppliers or creditors.

7.3.1 Reconciliation of net result for the period to net cash flow from operating activities

	2023 \$M	2022 \$M
Net result for the period	(264.7)	335.9
Non-cash movements		
(Gain)/loss on sale of non-financial assets	3.4	4.5
Depreciation and amortisation	362.3	322.6
Change in net market values of VMIA insurance liability	39.8	9.9
Net (gain)/loss on financial instruments	(0.6)	0.8
Other (gain) or loss from other economic flows	17.9	10.6
Resources (received)/provided free of charge	1.8	0.8
Movements in assets and liabilities		
Financial assets		
(Increase)/decrease in receivables	366.4	(391.0)
(Increase)/decrease in prepayments	(14.9)	(3.6)
Financial liabilities		
Increase/(decrease) in payables	(314.4)	249.3
Increase/(decrease) in employee related provisions and other provisions	(14.4)	8.4
Net cash flows from/(used in) operating activities	182.5	548.2

7.4 Trust account

7.4.1 Trust account balances

The department has responsibility for transactions and balances relating to trust funds held on behalf of third parties external to the department. Funds managed on behalf of third parties are not recognised in these financial statements as they are managed on a fiduciary and custodial basis, and therefore are not controlled by the department. For trust accounts that are controlled by the department, the transactions are incorporated as part of the department's financial statements.

Any earnings on the funds held pending distribution are also applied to the trust funds under management as appropriate.

The following is a listing of trust account balances relating to trust accounts controlled and administered by the department. During 2022–23, the National Disability Insurance Scheme (NDIS) Trust Account was closed.

Due to the reclassification for reporting purpose, the State contribution to the National Disability Insurance Scheme (NDIS) has been reclassified from output appropriation to payments made on behalf of the State appropriation as a result of changes in the related financial administration arrangements effective from 1 July 2022.

	2023					2022				
	Opening balance as at 1 July 2022 \$M	Total receipts \$M	Total payments \$M	Non-cash movement \$M	Closing balance as at 30 June 2023 \$M	Opening balance as at 1 July 2021 \$M	Total receipts \$M	Total payments \$M	Non-cash movement \$M	Closing balance as at 30 June 2022 \$M
Controlled trusts										
Intellectually Handicapped Children's Amenities Fund	0.1	–	–	–	0.1	0.1	–	–	–	0.1
Mental Health Fund	2.1	63.9	63.9	–	2.1	2.1	63.9	63.9	–	2.1
Treasury Trust	25.9	23.1	14.9	(0.0)	34.1	21.9	25.2	22.4	1.2	25.9
Inter-departmental Transfer Trust	24.5	37.3	39.8	0.7	22.7	37.1	65.4	82.5	4.5	24.5
Vehicle Lease Trust Account	9.0	5.8	4.5	(0.1)	10.1	10.6	3.2	4.9	0.1	9.0
Departmental Suspense Account	1.7	–	1.7	–	0.0	1.7	–	–	–	1.7
Victorian Veterans Fund	0.3	0.3	0.4	–	0.2	0.4	0.2	0.3	–	0.3
Anzac Day Proceeds Fund	0.7	0.8	0.8	–	0.7	0.4	0.8	0.4	–	0.7
Total controlled trusts	64.3	131.2	126.0	0.6	70.0	74.2	158.8	174.5	5.8	64.3

	2023					2022				
	Opening balance as at 1 July 2022 \$M	Total receipts \$M	Total payments \$M	Non-cash movement \$M	Closing balance as at 30 June 2023 \$M	Opening balance as at 1 July 2021 \$M	Total receipts \$M	Total payments \$M	Non-cash movement \$M	Closing balance as at 30 June 2022 \$M
Administered trusts										
National Disability Insurance Scheme Trust Account	–	–	93.4	93.4	–	–	2,422.0	2,525.4	103.4	–
Public Service Commuter Club	(0.1)	–	0.1	–	(0.1)	(0.1)	0.0	0.0	–	(0.1)
Revenue Suspense Account	(0.0)	0.2	–	–	0.2	–	(0.0)	–	–	(0.0)
Victorian Natural Disasters Relief Fund	(11.7)	35.8	36.6	(33.5)	(46.0)	(0.6)	26.4	25.3	(12.1)	(11.7)
Total administered trusts	(11.8)	36.0	130.1	59.9	(45.9)	(0.7)	2,448.4	2,550.7	91.3	(11.7)

7.4.2 Trust account – Legislative references and nature

Controlled trusts

Intellectually Handicapped Children's Amenities Fund

Established under the *Intellectually Disabled Persons Act 1986* which was then repealed by the *Disability Act 2006*. The trust was established to meet the cost of the provision of amenities for children under the age of 16 years in the care of the department.

Mental Health Fund

Established under the *Gaming Regulation Act 2003* for the establishment and maintenance of mental health services and residential institutions and facilities, for the administration of the *Mental Health Act 1986* and for the administration of the *Disability Act 2006*.

Treasury Trust

Established to record the receipt and disbursement of unclaimed monies and other funds held in trust.

Inter-Departmental Transfer Trust

Established under s. 19 of the *Financial Management Act 1994* by the Assistant Treasurer to record inter-departmental transfers when no other trust arrangement exists.

Vehicle Lease Trust Account

Established to record transactions relating to the government's vehicle pool and fleet management business.

Departmental Suspense Account

Short-term clearing account pending correct identification of payments.

Victorian Veterans Fund

Established under s. 20 of the *Veterans Act 2005* to educate Victorians about Victoria's involvement in Australia's war and service history, to honour or commemorate the service or sacrifice of veterans, to assist the education of veterans' dependants and any other purpose agreed in writing by the Minister for Veterans. The Victorian Veterans Council may invest any part of the Victorian Veterans Fund not immediately required for the purposes of the Victorian Veterans Fund in any manner approved by the Treasurer.

Anzac Day Proceeds Fund

Established under s. 4A of the *ANZAC Day Act 1958* to receive funds as required to be paid by the *ANZAC Day Act 1958* and the *Racing Act 1958* and to be credited to the Victorian Veterans Fund.

Administered trusts

National Disability Insurance Scheme Trust Account

Established in accordance with a memorandum of understanding (MOU) between Department of Health and Human Services, Department of Education and Training, Taxi Services Commission, and Department of Treasury and Finance. The trust is used solely to manage the state's payments to the NDIA, as required under the bilateral agreement between the Commonwealth and Victoria that outlines the transition to the National Disability Insurance Scheme.

During 2022–23, the National Disability Insurance Scheme (NDIS) Trust Account was closed.

Public Service Commuter Club

Established to record the receipt of amounts associated with the Public Service Commuter Club Scheme and deductions from club members' salaries as well as to record payment to the Public Transport Corporation.

Revenue Suspense Account

Short-term clearing account pending correct identification of receipts.

Victorian Natural Disasters Relief Fund

Established for the purpose of granting assistance to persons who suffer losses as a result of flood, bushfires and other natural disasters

7.5 Commitments for expenditure

Commitments for future expenditure include operating and capital commitments arising from contracts. These commitments are recorded below at their nominal value and inclusive of GST. These future expenditures cease to be disclosed as commitments once the related liabilities are recognised in the balance sheet.

7.5.1 Total commitments payable ⁽ⁱ⁾

The following commitments have not been recognised as liabilities in the financial statements.

	2023 \$M	2022 \$M
(a) Capital expenditure commitments ⁽ⁱⁱ⁾		
Less than 1 year	430.3	553.0
Longer than 1 year and not longer than 5 years	–	120.6
Longer than 5 years	–	–
Total capital expenditure commitments	430.3	673.6
(b) Accommodation expenses payable ⁽ⁱⁱⁱ⁾		
Less than 1 year	74.1	53.2
Longer than 1 year and not longer than 5 years	–	–
Longer than 5 years	–	–
Total accommodation expenses payable	74.1	53.2
(c) Other operating commitments ⁽ⁱⁱⁱ⁾⁽ⁱⁱⁱ⁾		
Less than 1 year	294.7	143.9
Longer than 1 year and not longer than 5 years	8.6	37.1
Longer than 5 years	–	7.8
Total other operating commitments	303.3	188.8
(d) Grant and other expense transfers to NGO ^(iv)		
Less than 1 year	965.5	606.4
Longer than 1 year and not longer than 5 years	8.9	180.2
Longer than 5 years	–	–
Total grant and other expense transfers to NGO	974	786.6
Total commitments other than SCA commitments	1,782.1	1,702.2
(e) SCA commitments		
Ground Lease Model 1 – Public Housing Renewal Program		
Less than 1 year	8.8	13.6
Longer than 1 year and not longer than 5 years	57.0	60.1
Longer than 5 years	636.4	665.0
Total Ground Lease Model 1 – Public Housing Renewal Program commitments	702.2	738.6
Total uncommissioned SCA commitments	702.2	738.6
Total commitments for expenditure (inclusive of GST)	2,484.3	2,440.8
Less GST recoverable from the ATO ⁽ⁱⁱⁱ⁾	133.8	89.9
Total commitments for expenditure (exclusive of GST) ⁽ⁱⁱⁱ⁾	2,350.5	2,350.9

Notes:

- (i) For future lease liability payments that are recognised on the balance sheet, refer to Note 7.2 Leases.
- (ii) GST is not included in some of the above commitments as they relate to goods and services that are exempt from GST.
- (iii) 'Other expenditure commitments' has been split into 'Other operating commitments' and 'Grant and other expense transfers to NGO' in 2021–22 and 2022–23 for reporting purposes. Better Places Australia service agreement (amount \$13.3 million) was removed from other operating commitments for both years, as it did not meet the criteria of a commitment for disclosure purposes after reassessment.
- (iv) Include initiatives to increase social and affordable housing stock as part of the Big Housing Build as well as the Building Works Package to fund the maintenance and upgrade of social housing.

7.5.2 Public private partnership (PPP) commitments

The department sometimes enters into arrangements with private sector participants to design and construct or upgrade assets used to provide community housing services. These arrangements usually include the provision of operational and maintenance services for a specified period of time. These arrangements are often referred to as either PPPs or service concession arrangements, where the PPPs meet the definition of a service concession arrangement under AASB 1059 *Service Concession*.

AASB 1059 *Service Concession Arrangements: Grantors* applies to arrangements where an operator provides public services, using a service concession asset, on behalf of the state and importantly, the operator manages at least some of the public service at its own discretion. The state must also control the asset for AASB 1059 to apply.

Significant judgement – service concession arrangements

There is significant judgement involved in determining what constitutes ‘public service’ and furthermore whether the operators manage at least some of that public service at their own discretion.

In the housing portfolio, Registered Housing Agencies (RHAs) are contracted to provide community housing services to the public with either existing or newly constructed dwellings and would qualify as ‘Operators’. Furthermore, RHAs are required to be not-for-profit entities by the *Housing Act 1983* and are contracted to provide services to the public with existing or new housing stocks.

The department considers that only the activities that involve the supply of dwellings (i.e. providing housing capacity) are fundamental to the overall delivery of public service. In other words, public housing services cannot be provided without the supply of dwellings, even if other peripheral activities (e.g. tenancy management, cleaning and maintenance) are conducted.

As only the supply of dwellings is considered public service in the context of the housing portfolio, the operators are considered to have discretion in providing public service if they make decisions on the delivery of dwellings (e.g. the detailed design of the dwellings, material used in the construction and scheduling of sub-contractors, etc.).

The department has determined that a contract Homes Victoria entered into in June 2021 with Building Communities (Vic) Limited (Project Co) for the design, construction, financing and management of residential dwellings should be accounted for under AASB 1059. The project includes the redevelopment of a mixture of dwellings, being social housing, affordable housing, specialist disability accommodation and private rentals, and is commonly referred to as Ground Lease Model 1 – Public Housing Renewal Program (PHRP). Details are provided in Note 7.5.3 below.

7.5.3 Service Concession Arrangements: Grantors

For arrangements within the scope of AASB 1059, at initial recognition the department records a **service concession asset (SCA)** at current replacement cost in accordance with the cost approach to fair value under AASB 13 *Fair Value Measurement*, with a related liability, which could be a financial liability, an accrued revenue liability (referred to as the ‘Grant Of A Right To The Operator’ or GORTO liability) or a combination of both.

For Ground Lease Model 1 – Public Housing renewal program, the department initially recognised the liability at the same amount as the SCA, adjusted by the amount of any consideration from the department to the operator, or from the operator to the department.

Exception to this occurs when the department reclassifies an existing asset to a SCA. When this occurs, no liability is recognised unless additional consideration is provided to the operator. Instead, the department recognises a SCA and a corresponding liability for the amounts spent on the upgrade/expansion work.

A **financial liability** is recognised where the department has a contractual obligation to pay the operator for providing the SCA. It is measured in accordance with AASB 9 *Financial Instruments* and is recognised as a borrowing (Note 7.1). The liability is increased by interest charges (Note 7.1.2), based on the interest rate implicit in the arrangement. Where the interest rate is not specified in the arrangement, the prevailing market rate of interest for a similar instrument with similar credit ratings is used. The liability is reduced by any payments made by the department to the operator as required by the contract.

A **grant of right to the operator (GORTO) liability** is recognised where the Department does not have a contractual obligation to pay cash or another financial asset but grants the right to the operator to earn revenue from the public use of the asset (Note 6.4). This type of arrangement is commonly referred to as an economic service concession arrangement. It represents unearned revenue and is progressively reduced over the period of the arrangement in accordance with its substance.

After initial recognition this financial year, SCAs are subsequently measured applying the revaluation model (refer to Note 5.1 Total property, plant and equipment).

The Department has the following service concession arrangements:

Uncommissioned 2023	Notes	Classification of arrangement	Carrying amount of asset as at 30 June \$000	Carrying amount of liability as at 30 June \$000	Capital contribution Nominal value \$000	Commitments ⁽ⁱ⁾⁽ⁱⁱ⁾ Nominal value \$000
Ground Lease Model 1 – PHRP	7.5.3.1	Hybrid (GORTO & Financial Liability)	315,444	277,476	12,031	702,210

Notes:

- (i) Total commitments represent the nominal value of the total service payments to be incurred during the Project's 40-year operations phase and includes the capital contribution component.
- (ii) The total nominal value of the commitments includes GST.

Uncommissioned 2022	Notes	Classification of arrangement	Carrying amount of asset as at 30 June \$000	Carrying amount of liability as at 30 June \$000	Capital contribution ⁽ⁱ⁾ Nominal value \$000	Commitments ⁽ⁱⁱ⁾⁽ⁱⁱⁱ⁾ Nominal value \$000
Ground Lease Model 1 – PHRP	7.5.3.1	Hybrid (GORTO & Financial Liability)	152,290	146,421	44,131	738,634

Notes:

- (i) Capital contribution has been updated from previous figure \$50 million to \$44.131 million. This update is necessary to reflect the first year's unpaid portion of the total \$50 million contribution.
- (ii) Total commitments represent the nominal value of the total service payments to be incurred during the Project's 40-year operations phase and includes the capital contribution component.
- (iii) The total nominal value of the commitments includes GST.

Arrangement specific details

7.5.3.1 Ground Lease Model project – Public Housing Renewal Program 1

Operator: Building Communities (Vic) Ltd

Concession period: 40 years

In June 2021, Homes Victoria achieved financial close on a housing arrangement whereby it appointed the Building Communities consortium to finance, design, construct, maintain and operate 619 brand new social housing dwellings, 126 affordable homes and 365 market rental homes, including Specialist Disability Accommodation dwellings, at existing housing sites at Brighton, Flemington and Prahran.

The three sites are being delivered under a Ground Lease Model on a fully financed, build-to-rent basis. The ground lease will be delivered as a Public Private Partnership arrangement under the Partnerships Victoria framework. Construction of the assets commenced in 2021 and commercial acceptance is expected by January 2024.

A ground-lease model is being used for this package whereby title to public land and dwellings (which will have a residual design life) will revert to Homes Victoria at the end of the lease period.

Homes Victoria is contracted to make quarterly service payments for the 40-year operating term, which will include both a capital and a life cycle component. While operating the dwellings, Building Communities will perform the following functions: asset management, community engagement, maintenance and lifecycle replacement, tenancy management and residential lease management.

8. Risks, contingencies and valuation judgements

Introduction

The department is exposed to risk from its activities and outside factors. In addition, it is often necessary to make judgements and estimates associated with recognition and measurement of items in the financial statements. This section sets out financial instrument specific information (including exposures to financial risks), as well as those items that are contingent in nature or require a higher level of judgement to be applied, which for the department relate mainly to fair value determination.

Structure

- 8.1 Financial instruments specific disclosures
 - 8.1.1 Financial instruments: Categorisation
 - 8.1.2 Financial instruments: Net holding gain/(loss) on financial instruments by category
 - 8.1.3 Financial risk management objectives and policies
- 8.2 Contingent assets and contingent liabilities
- 8.3 Fair value determination
 - 8.3.1 Fair value determination of financial assets and liabilities
 - 8.3.2 Fair value determination of non-financial physical assets

8.1 Financial instruments specific disclosures

Introduction

Financial instruments arise out of contractual agreements that give rise to a financial asset of one entity and a financial liability or equity instrument of another entity. Due to the nature of the department's activities, certain financial assets and financial liabilities arise under statute rather than a contract (for example taxes, fines and penalties). Such assets and liabilities do not meet the definition of financial instruments in AASB 132 *Financial Instruments: Presentation*.

Guarantees issued on behalf of the department are financial instruments because, although authorised under statute, terms and conditions for each financial guarantee may vary and are subject to an agreement.

Categories of financial assets

Financial assets at amortised costs are recognised if both of the following criteria are met and the assets are not designated as fair value through net result:

- the assets are held by the department to collect the contractual cash flows, and
- the assets' contractual terms give rise to cash flows that are solely payments of principal and interest.

These assets are initially recognised at fair value plus any directly attributable transaction costs and subsequently measured at amortised cost using the effective interest method less any impairment.

The department recognises the following assets in this category:

- cash and deposits
- receivables (excluding statutory receivables)
- short-term deposits
- loan receivables.

Categories of financial liabilities

Financial liabilities at amortised cost are initially recognised on the date they are originated. They are initially measured at fair value plus any directly attributable transaction costs. Subsequent to initial recognition, these financial instruments are measured at amortised cost with any difference between the initially recognised amount and the redemption value being recognised in profit and loss over the period of the interest-bearing liability, using the effective interest rate method. The department recognises the following liabilities in this category:

- payables (excluding statutory payables)
- borrowings (including lease liabilities).

Offsetting financial instruments: Financial instrument assets and liabilities are offset and the net amount presented in the balance sheet when, and only when, the department has a legal right to offset the amounts and intends either to settle on a net basis or to realise the asset and settle the liability simultaneously.

Some master netting arrangements do not result in an offset of balance sheet assets and liabilities. Where the department does not have a legally enforceable right to offset recognised amounts, because the right to offset is enforceable only on the occurrence of future events such as default, insolvency or bankruptcy, they are reported on a gross basis.

Derecognition of financial assets: A financial asset (or, where applicable, a part of a financial asset or part of a group of similar financial assets) is derecognised when:

- the rights to receive cash flows from the asset have expired, or
- the department retains the right to receive cash flows from the asset, but has assumed an obligation to pay them in full without material delay to a third party under a 'pass through' arrangement, or
- the department has transferred its rights to receive cash flows from the asset and either:
 - has transferred substantially all the risks and rewards of the asset, or
 - has neither transferred nor retained substantially all the risks and rewards of the asset, but has transferred control of the asset.

Where the department has neither transferred nor retained substantially all the risks and rewards or transferred control, the asset is recognised to the extent of the department's continuing involvement in the asset.

Derecognition of financial liabilities: A financial liability is derecognised when the obligation under the liability is discharged, cancelled or expires. When an existing financial liability is replaced by another from the same lender on substantially different terms, or the terms of an existing liability are substantially modified, such an exchange or modification is treated as a derecognition of the original liability and the recognition of a new liability. The difference in the respective carrying amounts is recognised as an 'other economic flow' in the comprehensive operating statement.

8.1.1 Financial instruments: Categorisation

2023	Cash and deposits \$M	Financial assets at amortised cost (AC) \$M	Financial liabilities at amortised cost (AC) \$M	Total \$M
Contractual financial assets				
Cash and deposits	706.8	–	–	706.8
Receivables ⁽ⁱ⁾	–	171.1	–	171.1
Loans	–	30.0	–	30.0
Total contractual financial assets	706.8	201.1	–	907.9
Contractual financial liabilities				
Payables ⁽ⁱ⁾	–	–	380.7	380.7
Borrowings ⁽ⁱ⁾	–	–	382.0	382.1
Total contractual financial liabilities	–	–	762.7	762.8

2022	Cash and deposits \$M	Financial assets at amortised cost (AC) \$M	Financial liabilities at amortised cost (AC) \$M	Total \$M
Contractual financial assets				
Cash and deposits	654.9	–	–	654.9
Receivables ⁽ⁱ⁾	–	234.9	–	235.1
Loans	–	30.7	–	30.7
Total contractual financial assets	654.9	265.6	–	920.7
Contractual financial liabilities				
Payables ⁽ⁱ⁾⁽ⁱⁱ⁾	–	–	569.0	569.0
Borrowings ⁽ⁱ⁾	–	–	187.8	187.8
Total contractual financial liabilities	–	–	756.8	756.8

Notes:

- (i) The total amounts disclosed here exclude statutory amounts e.g. amounts owing to/from Victorian Government and GST input tax credit recoverable and taxes payable. Refer to Note 6.1 for the breakdown of contractual and statutory receivables, Note 6.4 for the breakdown of contractual and statutory payables, and Note 7.1 for the breakdown of borrowings.
- (ii) Grant of right to operate liability has been removed from maturity analysis of contractual payables for 2021–22 and 2022–23, as it is not classified as financial instrument for reporting purpose.

8.1.2 Financial instruments: Net holding gain/(loss) on financial instruments by category

	Total interest income/ (expense) \$M	Total \$M
2023		
Contractual financial assets		
Loans	0.6	0.6
Short-term investments – term deposits	20.2	20.2
Total contractual financial assets	20.8	20.8
Contractual financial liabilities		
Payables ⁽ⁱ⁾	–	–
Borrowings	(14.3)	(14.3)
Total contractual financial liabilities	(14.3)	(14.3)
2022		
Contractual financial assets		
Loans	0.5	0.5
Short-term investments – term deposits	1.9	1.9
Total contractual financial assets	2.4	2.4
Contractual financial liabilities		
Payables ⁽ⁱ⁾	–	–
Borrowings	(1.3)	(1.3)
Total contractual financial liabilities	(1.3)	(1.3)

Note:

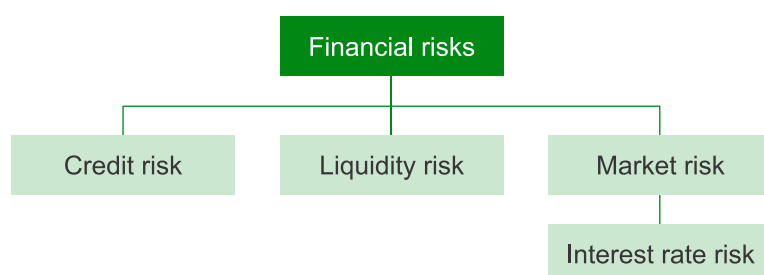
(i) The total amounts disclosed here exclude statutory amounts, for example, amounts owing to/from Victorian Government and GST input tax credit recoverable and taxes payable.

The net holding gains or losses disclosed above are determined as follows:

- for cash and cash equivalents, loans and receivables, the net gain or loss is calculated by taking the movement in the fair value of the asset, the interest income, and minus any impairment recognised in the net result
- for financial liabilities measured at amortised cost, the net gain or loss is the interest expense.

8.1.3 Financial risk management objectives and policies

The department is exposed to a number of financial risks, including:



As a whole, the department's financial risk management program seeks to manage these risks and the associated volatility of its financial performance.

Details of the significant accounting policies and methods adopted, including the criteria for recognition, the basis of measurement and the basis on which income and expenses are recognised, with respect to each class of financial asset and financial liability, are disclosed in Note 8.3.1.

The main purpose in holding financial instruments is to prudentially manage the department's financial risks within the government policy parameters.

The department's main financial risks include credit risk, liquidity risk and interest rate risk. The department manages these financial risks in accordance with its financial risk management policy.

The department uses different methods to measure and manage the different risks to which it is exposed. Primary responsibility for the identification and management of financial risks rests with the accountable officer of the department.

8.1.3.1 Financial instruments: credit risk

Credit risk refers to the possibility that a borrower will default on its financial obligations as and when they fall due. The department's exposure to credit risk arises from the potential default of a counter party on their contractual obligations resulting in financial loss to the department.

Credit risk associated with the department's contractual financial assets is minimal because the main debtor is the Victorian Government. For debtors other than the Victorian Government and home loan recipients, it is the department's policy to only deal with entities with high credit ratings of a minimum triple-B rating and to obtain sufficient collateral or credit enhancements, where appropriate.

In addition, the department does not engage in hedging for its contractual financial assets and mainly obtains contractual financial assets that are on fixed interest, except for cash and deposits, which are mainly cash at bank. As with the policy for debtors, the department's policy is to only deal with banks with high credit ratings.

Provision of impairment for financial assets is calculated based on past experience, and current and expected changes in client credit ratings, or based on the assumptions about risk of default and expected credit loss rates. Tenant loans are made up of small amounts therefore the likelihood of default is considered immaterial.

Contract financial assets are written off against the carrying amount when there is no reasonable expectation of recovery. Bad debt written off by mutual consent is classified as a transaction expense. Bad debt written off following a unilateral decision is recognised as other economic flows in the net result.

Except as otherwise detailed in the following table, the carrying amount of contractual financial assets recorded in the financial report statements, net of any allowances for losses, represents the department's maximum exposure to credit risk without taking account of the value of any collateral obtained.

There has been no material change to the department's credit risk profile in 2022–23.

Credit quality of contractual financial assets

	Financial institutions A plus credit rating Total \$M	Government agencies double-A credit rating Total ⁽ⁱ⁾ \$M	Credit ratings not disclosed \$M	Total \$M
2023				
Cash and deposits (not assessed for impairment due to the nature of cash)	636.4	70.4	–	706.8
Contractual receivables applying the simplified approach for impairment ⁽ⁱⁱ⁾⁽ⁱⁱⁱ⁾	–	42.4	128.8	171.1
Loans ⁽ⁱⁱⁱ⁾	–	–	30.0	30.0
Statutory receivables (with no impairment loss recognised)	643.2	–	–	643.2
Total financial assets	1,279.6	112.8	158.8	1,551.1
2022				
Cash and deposits (not assessed for impairment due to the nature of cash)	590.6	64.3	–	654.9
Contractual receivables applying the simplified approach for impairment ⁽ⁱⁱ⁾⁽ⁱⁱⁱ⁾	–	16.1	218.8	234.9
Loans ⁽ⁱⁱⁱ⁾	–	–	30.7	30.7
Statutory receivables (with no impairment loss recognised)	876.4	–	–	876.4
Total financial assets	1,467.0	80.4	249.5	1,796.9

Notes:

- (i) State of Victoria credit rating was downgraded from AAA to AA as at 30 June 2021.
- (ii) The total amounts disclosed here exclude statutory amounts, for example, amounts owing from Victorian Government, GST input tax credit recoverable and other taxes payable.
- (iii) The carrying amounts consist of amounts due from numerous counterparties for which no credit ratings have been disclosed due to impracticability.

Impairment of financial assets under AASB 9

The department records the allowance for expected credit loss for the relevant financial instruments applying AASB 9's Expected Credit Loss approach. Subject to AASB 9 impairment assessment includes the department's contractual receivables and statutory receivables.

Equity instruments are not subject to impairment under AASB 9. Other financial assets mandatorily measured or designated at fair value through net result are not subject to impairment assessment under AASB 9. While cash and cash equivalents are also subject to the impairment requirements of AASB 9, the identified impairment loss was immaterial.

Contractual receivables at amortised cost

The department applies the AASB 9 simplified approach for all contractual receivables to measure expected credit losses using a lifetime expected loss allowance based on the assumptions about risk of default and expected loss rates. The department has grouped contractual receivables on shared credit risk characteristics and days past due and selected the expected credit loss rate based on the department's past history, existing market conditions, as well as forward-looking estimates at the end of financial year.

On this basis, the department determines the loss allowance at the end of the financial year as follows:

	Gross amount \$M	Not past due and not impaired (i) \$M	Past due				Total \$M
			Less than 1 month \$M	1–3 months \$M	3 months – 1 year \$M	1–5 years \$M	
2023							
Expected loss rate		0%	0%	14%	62%	61%	
Gross carrying amount of contractual receivables	181.8	82.1	61.8	26.5	8.0	3.3	
Loss allowance		–	–	3.6	5.0	2.0	10.6
2022							
Expected loss rate		0%	0%	64%	31%	27%	
Gross carrying amount of contractual receivables	254.9	152.6	44.7	8.8	30.0	18.7	
Loss allowance		–	0.0	5.6	9.3	5.1	20.0

Note:

(i) The amounts disclosed here include repayments of borrowings that are not scheduled to be repaid in the next 12 months.

The average credit period for receivables is 30 days.

Reconciliation of movement in the loss allowance for contractual receivables is shown as follows:

	2023 \$M	2022 \$M
Balance at beginning of the year	(20.0)	(6.4)
Opening loss allowance	(20.0)	(6.4)
Decrease/(increase) in provision recognised in the net result	5.0	(16.7)
Reversal of provision of receivables written off during the year as uncollectible	4.3	3.1
Balance at the end of the year	(10.7)	(20.0)

Credit loss allowance is classified as other economic flows in the net result. Contractual receivables are written off when there is no reasonable expectation of recovery and impairment losses are classified as a transaction expense. Subsequent recoveries of amounts previously written off are credited against the same line item.

Statutory receivables at amortised cost

The department's non-contractual receivables arising from statutory requirements are not financial instruments. However, they are nevertheless recognised and measured in accordance with AASB 9 requirements as if those receivables are financial instruments.

Statutory receivables are considered to have low credit risk, taking into account the counterparty's credit rating, risk of default and capacity to meet contractual cash flow obligations in the near term. As a result, the loss allowance recognised for these financial assets during the period was limited to 12 months expected losses. No loss allowance has been recognised.

8.1.3.2 Financial instruments: liquidity risk

Liquidity risk arises from being unable to meet financial obligations as they fall due. The department operates under the government's fair payments policy of settling financial obligations within 30 days and, in the event of a dispute, of making payments within 30 days from the date of resolution.

The department is exposed to liquidity risk mainly through the financial liabilities as disclosed in the face of the balance sheet and the amounts related to financial guarantees. The department manages its liquidity risk by:

- close monitoring of its short-term and long-term borrowings by senior management, including monthly reviews on current and future borrowing levels and requirements
- maintaining an adequate level of uncommitted funds that can be drawn at short notice to meet its short term obligations
- holding investments and other contractual financial assets that are readily tradeable in the financial markets
- careful maturity planning of its financial obligations based on forecasts of future cash flows
- a high credit rating for the State of Victoria (Moody's Investor Services, Standard & Poor's double-A, which assists in accessing debt market at a lower interest rate).

The department's exposure to liquidity risk is deemed insignificant based on prior periods' data and current assessment of risk.

The carrying amount detailed in Notes 6.4.1 and 7.1.1 of contractual financial liabilities recorded in the financial statements, represents the department's maximum exposure to liquidity risk.

8.1.3.3 Financial instruments: market risk

The department's exposure to market risk is primarily through interest rate risk. The department's exposure to other price risks is insignificant. Objectives, policies and processes used to manage the risk are disclosed below.

Sensitivity disclosure analysis and assumptions

Taking into account past performance, future expectations, economic forecasts, and management's knowledge and experience of the financial markets, the department believes the following movements are 'reasonably possible' over the next 12 months:

- A shift of +1.0% and -0.5% (2022: +1.0% and -0.5%) in market interest rates (AUD) from year-end cash deposits.

Several loan programs have loans with interest rates linked to movement in the consumer price index (CPI). The total balances outstanding under these programs have reduced to a level that any changes to the CPI have a limited impact on the amount of interest charged and no new lending is made under these programs.

The tables that follow show the impact on the department's net result and equity for each category of financial instrument held by the department at the end of the reporting period, if the above movements were to occur.

Interest rate risk

Fair value interest rate risk is the risk that the fair value of a financial instrument will fluctuate because of changes in market interest rates. The department does not hold any interest-bearing financial instruments that are measured at fair value, and therefore has no exposure to fair value interest rate risk.

Cash flow interest rate risk is the risk that the future cash flows of a financial instrument will fluctuate because of changes in market interest rates. The department has minimal exposure to cash flow interest rate risks through cash and deposits and short-term deposits.

Exposure to interest rate risk is insignificant and might arise primarily through the department's interest-bearing assets. Minimisation of risk is achieved by mainly undertaking fixed rate or non-interest-bearing financial instruments. For financial liabilities, the department mainly incurs financial liabilities with relatively even maturity profiles.

The carrying amounts of financial assets and financial liabilities that are exposed to interest rates and the department's sensitivity to interest rate risk are set out in the table that follows.

Interest rate exposure of financial instruments

	Weighted average effective interest rate (%)	Carrying amount \$M	Interest rate exposure		
			Fixed interest rate \$M	Variable interest rate \$M	Non-interest bearing \$M
2023					
Financial assets					
Cash and deposits	2.9%	706.8	–	641.9	64.9
Receivables ⁽ⁱ⁾		171.1	–	–	171.1
Loans	3.2%	30.0	1.1	7.8	21.1
Total financial assets		907.9	1.1	649.7	257.1
Financial liabilities					
Payables ⁽ⁱ⁾		380.7	–	–	380.7
Borrowings ⁽ⁱ⁾	3.4%	382.1	272.2	–	109.9
Total financial liabilities		762.8	272.2	–	490.6
2022					
Financial assets					
Cash and deposits	1.5%	654.9	–	622.9	32.0
Receivables ⁽ⁱ⁾		234.9	–	–	234.9
Loans	6.1%	30.7	1.3	8.3	21.1
Total financial assets		920.5	1.3	631.2	288.0
Financial liabilities					
Payables ⁽ⁱ⁾⁽ⁱⁱ⁾		569.0	–	–	569.0
Borrowings ⁽ⁱ⁾	2.4%	187.8	181.0	–	6.8
Total financial liabilities		756.8	181.0	–	575.8

Notes:

- (i) The carrying amounts disclosed here exclude statutory amounts, for example, amounts owing to/from Victorian Government and GST input tax credit recoverable and taxes payable.
- (ii) Grant of right to operate liability has been removed from maturity analysis of contractual payables for 2021–22 and 2022–23, as it is not classified as financial instrument for reporting purpose.

Interest rate risk sensitivity analysis

	Carrying amount \$M	Interest rate risk		Consumer Price Index (CPI)	
		-0.50% Net result \$M	+1.00% Net result \$M	-0.25% Net result \$M	+1.50% Net result \$M
2023					
Contractual financial assets					
Cash and deposits ⁽ⁱ⁾	706.8	(3.2)	6.4	–	–
Receivables ⁽ⁱⁱ⁾⁽ⁱⁱⁱ⁾	171.1	–	–	–	–
Loans ⁽ⁱⁱⁱ⁾	30.0	–	–	–	0.1
Total impact	907.9	(3.2)	6.4	–	0.1
Contractual financial liabilities					
Payables ⁽ⁱⁱⁱ⁾	380.7	–	–	–	–
Borrowings ^(iv)	382.1	–	–	–	–
Total impact	762.8	–	–	–	–

	Carrying amount \$M	Interest rate risk		Consumer Price Index (CPI)	
		-0.50% Net result \$M	+1.00% Net result \$M	-0.25% Net result \$M	+1.50% Net result \$M
2022					
Contractual financial assets					
Cash and deposits ^{(i)(v)}	654.9	(3.1)	6.2	–	–
Receivables ⁽ⁱⁱ⁾⁽ⁱⁱⁱ⁾	234.9	–	–	–	–
Loans ⁽ⁱⁱⁱ⁾	30.7	–	–	–	0.1
Total impact	920.5	(3.1)	6.2	–	0.1
Contractual financial liabilities					
Payables ^{(iii)(vi)}	569.0	–	–	–	–
Borrowings ^(iv)	187.8	–	–	–	–
Total impact	756.8	–	–	–	–

Notes:

- (i) All cash and deposits are held in Australian dollars and were held on deposits at fixed and variable interest rates. This item is not subject to any other identified risk sensitivities.
- (ii) The carrying amount is denominated in Australian dollars and is non-interest bearing. This item is not subject to the identified risk sensitivities.
- (iii) The total amounts disclosed here exclude statutory amounts, for example, amounts owing to/from Victorian Government and GST input tax credit recoverable and taxes payable.
- (iv) Borrowings are denominated in Australian dollars. \$203 million (2022: \$107.5 million) relates to Service concession financial liability and \$69.2 million (2022: \$73.5 million) relates to lease liabilities.
- (v) The Central Banking System (CBS) Deposits account was updated and added under the sensitivity analysis table for 2021–22 after reassessment of interest rate risk.
- (vi) Grant of right to operate liability has been removed from maturity analysis of contractual payables for 2021–22 and 2022–23, as it is not classified as financial instrument for reporting purpose.

8.2 Contingent assets and contingent liabilities

Contingent assets and contingent liabilities are not recognised in the balance sheet, but are disclosed by way of a disclosure and, if quantifiable, are stated at nominal value. Contingent assets and liabilities are presented inclusive of GST receivable or payable respectively.

Contingent assets

Contingent assets are possible assets that arise from past events, whose existence will be confirmed only by the occurrence or non-occurrence of one or more uncertain future events not wholly within the control of the entity.

These are classified as either quantifiable, where the potential economic benefit is known, or non-quantifiable.

	2023 \$M	2022 \$M
Quantifiable contingent assets		
Details and estimates of contingent assets are as follows:		
(a) Bank guarantee held for: building contracts	72.1	56.8
(b) Reimbursement claim for the work undertaken by the landlord to Orange Door site	0.5	1.1
Total	72.6	57.9

Contingent liabilities

Contingent liabilities are:

- possible obligations that arise from past events, whose existence will be confirmed only by the occurrence or non-occurrence of one or more uncertain future events not wholly within the control of the entity, or
- present obligations that arise from past events but are not recognised because:
 - it is not probable that an outflow of resources embodying economic benefits will be required to settle the obligations, or
 - the amount of the obligations cannot be measured with sufficient reliability.

Contingent liabilities are also classified as either quantifiable or non-quantifiable.

	2023 \$M	2022 \$M
Quantifiable contingent liabilities		
(a) The department has estimated that potential liability exists in respect of a number of legal actions instigated by clients and their representatives, employees and others, and other contractual liabilities.	0.6	14.9
Total	0.6	14.9

Non-quantifiable contingent liabilities

The department has potential obligations which arise from legal actions that are non-quantifiable at this time.

8.3 Fair value determination

Significant judgement: Fair value measurements of assets and liabilities

Fair value determination requires judgement and the use of assumptions. This section discloses the most significant assumptions used in determining fair values. Changes to assumptions could have a material impact on the results and financial position of the department.

This section sets out information on how the department determined fair value for financial reporting purposes. Fair value is the price that would be received to sell an asset or paid to transfer a liability in an orderly transaction between market participants at the measurement date.

The following assets and liabilities are carried at fair value:

- financial assets and liabilities at fair value through 'other comprehensive income'
- land, buildings, plant and equipment.

In addition, the fair values of other assets and liabilities which are carried at amortised cost also need to be determined for disclosure purposes.

The department determines the policies and procedures for determining fair values for both financial and non-financial assets and liabilities as required.

Fair value hierarchy

In determining fair values, a number of inputs are used. To increase consistency and comparability in the financial statements, these inputs are categorised into three levels, also known as the fair value hierarchy. The levels are as follows:

- Level 1 – Quoted (unadjusted) market prices in active markets for identical assets or liabilities
- Level 2 – Valuation techniques for which the lowest level input that is significant to the fair value measurement is directly or indirectly observable
- Level 3 – Valuation techniques for which the lowest level input that is significant to the fair value measurement is unobservable

The department determines whether transfers have occurred between levels in the hierarchy by reassessing categorisation (based on the lowest level input that is significant to the fair value measurement as a whole) at the end of each reporting period.

The Valuer-General Victoria (VGV) is the department's independent valuation agency. The department, in conjunction with VGV, monitors changes in the fair value of land and building assets through relevant data sources to determine whether revaluation is required.

How this section is structured

For those assets and liabilities for which fair values are determined, the following disclosures are provided:

- carrying amount and the fair value (which would be the same for those assets measured at fair value)
- which level of the fair value hierarchy was used to determine the fair value
- in respect of those assets and liabilities subject to fair value determination using Level 3 inputs:
 - a reconciliation of the movements in fair values from the beginning of the year to the end
 - details of significant unobservable inputs used in the fair value determination.

This section is divided between disclosures in connection with fair value determination for financial instruments (refer Note 8.3.1) and non-financial physical assets (refer Note 8.3.2).

8.3.1 Fair value determination of financial assets and liabilities

The fair values and net fair values of financial assets and liabilities are determined as follows:

- Level 1 – the fair value of financial instruments with standard terms and conditions and traded in active markets are determined with reference to quoted market prices
- Level 2 – the fair value is determined using inputs other than quoted prices that are observable for the financial asset or liability, either directly or indirectly
- Level 3 – the fair value is determined in accordance with generally accepted pricing models based on discounted cash flow analysis using unobservable market inputs.

The department currently holds a range of financial instruments that are recorded in the financial statements where the carrying amounts are a reasonable approximation of fair values, either due to their short-term nature or with the expectation that they will be paid in full by the end of the 2022–23 reporting period.

The fair value of the financial instruments is the same as the carrying amounts.

8.3.2 Fair value determination of non-financial physical assets

Fair value measurement hierarchy

	Carrying amount \$M	Fair value measurement at end of reporting period using:		
		Level 1 ⁽ⁱ⁾ \$M	Level 2 ⁽ⁱ⁾ \$M	Level 3 ⁽ⁱ⁾ \$M
2023				
Land at fair value				
Non-specialised land	23,979.3	–	23,970.7	8.7
Specialised land	162.9	–	–	162.9
Total land at fair value	24,142.2	–	23,970.6	171.6
Buildings at fair value				
Non-specialised buildings	11,220.7	–	11,185.5	35.2
Specialised buildings	134.6	–	–	134.6
Total buildings at fair value	11,355.3	–	11,185.5	169.8
Plant, equipment and vehicles at fair value				
Plant and equipment	0.2	–	–	0.2
Motor vehicles	–	–	–	–
Total plant, equipment and vehicles at fair value	0.2	–	–	0.2

	Carrying amount \$M	Fair value measurement at end of reporting period using:		
		Level 1 ⁽ⁱ⁾ \$M	Level 2 ⁽ⁱ⁾ \$M	Level 3 ⁽ⁱ⁾ \$M
2022				
Land at fair value				
Non-specialised land	23,906.7	–	23,897.9	8.8
Specialised land	162.3	–	–	162.3
Total land at fair value	24,068.9	–	23,897.9	171.1
Buildings at fair value				
Non-specialised buildings	10,797.6	–	10,754.0	43.6
Specialised buildings	145.7	–	–	145.7
Total buildings at fair value	10,943.3	–	10,754.0	189.3
Plant, equipment and vehicles at fair value				
Plant and equipment	0.1	–	–	0.1
Motor vehicles	–	–	–	–
Total plant, equipment and vehicles at fair value	0.1	–	–	0.1

Note:

- (i) Classified in accordance with the fair value hierarchy. The department, in conjunction with the VGV, monitors the changes in the fair value of building and land assets through relevant data sources to determine whether revaluation is required.

Non-specialised land and non-specialised buildings are valued using the market approach, whereby assets are compared to recent comparable sales or sales of comparable assets that are considered to have nominal value.

Homes Victoria land and buildings are primarily held in Level 2 as it is considered that each residential dwelling assessed has an active and liquid market. As such, the market value of each residential asset has been determined by reference to the current property market for similar assets.

Specialised land and specialised buildings: The market approach is used for specialised land, although may be adjusted for a community service obligation (CSO) to reflect the specialised nature of the land being valued.

The CSO adjustment is a reflection of the valuer's assessment of the impact of restrictions associated with an asset to the extent that is also equally applicable to market participants. This approach is in light of the highest and best use consideration required for fair value measurement, and takes into account the use of the asset that is physically possible, legally permissible, and financially feasible. As adjustments of CSO are considered as significant unobservable inputs, specialised land with a CSO adjustment would primarily be classified as Level 3 assets.

For the majority of the department's specialised buildings, the current replacement cost method is used, adjusting for the associated depreciations. As depreciation adjustments are considered as significant, unobservable inputs in nature, specialised buildings are primarily classified as Level 3 fair value measurements.

The VGV performed the last scheduled revaluation of the Department's land and buildings in June 2019. Since the last scheduled revaluation, in financial year 2021–22, VGV performed an interim revaluation of the Department's land and managerial revaluation of the Department's buildings. For the financial year ended 30 June 2023, in compliance with FRD 103 Non-Financial Physical Assets, the Department conducted an annual assessment of the fair value of land and buildings by applying the VGV indices. Management regards the VGV indices as reliable and relevant data sets to form the basis of their estimates.

Land

In 2021–22 an interim land revaluation was completed after concluding a 16.4% increase in land fair value based on the VGV indices. The financial year 2022–23 is a non-scheduled revaluation year. The cumulative impact of the VGV indices on the fair value of land since the last revaluation (which was the interim revaluation conducted as at 30 June 2022) is -4.9%. The difference is below the 10 per cent material threshold, therefore a '*managerial revaluation*' of land assets is not required as per the FRD103.

Buildings

In 2021–22 a managerial building revaluation was completed after concluding a 16.98% increase in building fair value based on the VGV indices. The financial year 2022–23 is a non-scheduled revaluation year. The cumulative impact of the VGV indices on the fair value of buildings since the last revaluation (which was the managerial revaluation conducted as at 30 June 2022) is 4.6%. The difference is below the 10 per cent material threshold, therefore a '*managerial revaluation*' of building assets is not required as per the FRD103.

Vehicles are valued using the current replacement cost method. The department acquires new vehicles and at times disposes of them before the end of their economic life. The process of acquisition, use and disposal in the market is managed by experienced fleet managers in the department who set relevant depreciation rates during use to reflect the utilisation of the vehicles.

Plant and equipment is held at fair value. When plant and equipment is specialised in use, such that it is rarely sold other than as part of a going concern, fair value is determined using the current replacement cost method.

There were no changes in valuation techniques throughout the period to 30 June 2023.

For all assets measured at fair value, the current use is considered the highest and best use.

Reconciliation of Level 3 fair value movements

	Non-specialised land	Specialised land	Non-specialised buildings	Specialised buildings	Plant and equipment	Total
	\$M	\$M	\$M	\$M	\$M	\$M
2023						
Opening balance	8.8	162.3	43.6	145.7	0.1	360.5
Additions	–	–	3.5	–	0.2	3.6
Capitalisation of work in progress	–	–	–	1.6	–	1.6
Reassessment of lease payments	0.8	–	12.3	–	–	13.0
Increase/(decrease) in make-good provision	–	–	1.2	–	–	1.2
Disposals	–	–	(3.5)	0.1	–	(3.4)
Transfers in/(out) of Level 3	–	–	–	–	–	–
Gains or losses recognised in net result						
Depreciation	(0.9)	–	(21.9)	(10.8)	(0.1)	(33.7)
Subtotal of gains or losses recognised in net result	(0.9)	–	(21.9)	(10.8)	(0.1)	(33.7)
Gains or losses recognised in other economic flows – other comprehensive income						
Net revaluation increments/(decrements)	–	0.6	–	(2.0)	–	(1.4)
Subtotal of gains or losses recognised in other economic flows	–	0.6	–	(2.0)	–	(1.4)
Closing balance	8.7	162.9	35.2	134.6	0.2	341.6

	Non-specialised land	Specialised land	Non-specialised buildings	Specialised buildings	Plant and equipment	Total
	\$M	\$M	\$M	\$M	\$M	\$M
2022						
Opening balance	8.9	167.2	49.9	130.7	0.5	357.1
Additions	–	–	7.8	–	–	7.8
Capitalisation of work in progress	–	–	–	1.0	–	1.0
Reassessment of lease payments	0.8	–	6.8	–	–	7.5
Increase/(decrease) in make-good provision	–	–	3.4	–	–	3.4
Disposals	–	(1.0)	(2.5)	–	(0.2)	(3.8)
Transfers in/(out) of Level 3	–	–	–	3.9	–	3.9
Gains or losses recognised in net result						
Depreciation	(0.8)	–	(21.6)	(10.3)	(0.2)	(32.9)
Subtotal of gains or losses recognised in net result	(0.8)	–	(21.6)	(10.3)	(0.2)	(32.9)
Gains or losses recognised in other economic flows – other comprehensive income						
Net revaluation increments/(decrements)	–	(3.9)	–	20.4	–	16.5
Subtotal of gains or losses recognised in other economic flows	–	(3.9)	–	20.4	–	16.5
Closing balance	8.8	162.3	43.6	145.7	0.1	360.5

Description of significant unobservable inputs to Level 3 valuations

	Valuation technique	Significant unobservable inputs
Non-specialised land	Market approach	Not applicable
Specialised land	Market approach	Community Service Obligation (CSO) adjustment (rate 20–80%)
Non-specialised buildings	Market approach	Not applicable
Specialised buildings	Current replacement cost	Direct cost per square metre Useful life of specialised buildings
Plant and equipment	Current replacement cost	Useful life of equipment
Vehicles	Current replacement cost	Useful life of vehicles

Significant unobservable inputs have remained unchanged since June 2021.

Non-financial physical assets classified as held for sale

In 2022–23, the fair value measurement hierarchy of the department's non-financial physical assets held for sale was:

- **Specialised land carrying amount of \$0.2 million** – Level 2 specialised land held for sale of \$0.2 million; and
- **Specialised buildings carrying amount of \$3.1 million** – Level 2 specialised buildings held for sale of \$3.1 million.

In 2021–22, the fair value measurement hierarchy of the department's non-financial physical assets held for sale was:

- **Specialised land carrying amount of \$0.2 million** – Level 2 specialised land held for sale of \$0.2 million;
- **Specialised buildings carrying amount of \$0.6 million** – Level 2 specialised buildings held for sale of \$0.6 million; and
- **Vehicles carrying amount of \$0.6 million** – Level 2 vehicles held for sale of \$0.6 million.

Non-financial physical assets classified as held for sale are classified in accordance with the fair value hierarchy.

9. Other disclosures

Introduction

This section includes additional material disclosures required by accounting standards or otherwise, for the understanding of this financial report.

Structure

- 9.1 Ex-gratia expenses
- 9.2 Other economic flows included in net result
- 9.3 Non-financial assets held for sale
- 9.4 Reserves
- 9.5 Entities included in the Department of Families, Fairness and Housing financial statements pursuant to section 53(1)(b) of the FMA
- 9.6 Responsible persons
- 9.7 Remuneration of executives
- 9.8 Related parties
- 9.9 Remuneration of auditors
- 9.10 Subsequent events
- 9.11 Other accounting policies
- 9.12 Australian Accounting Standards issued that are not yet effective
- 9.13 Glossary of technical terms
- 9.14 Style conventions

9.1 Ex-gratia expenses

Ex-gratia expenses are the voluntary payments of money or other non-monetary benefit (for example a write off) that is not made either to acquire goods, services or other benefits for the entity or to meet a legal liability, or to settle or resolve a possible legal liability of or claim against the entity.

	2023 \$	2022 \$
Compensation for economic loss	16,494	4,000
Total ex-gratia expenses ⁽ⁱ⁾⁽ⁱⁱ⁾	16,494	4,000

Notes:

(i) Includes ex gratia expenses for both individual items and in aggregate that are greater than or equal to \$5,000.

(ii) The total for ex-gratia expenses is also presented in 'other operating expenses' of Note 3.1.3 Other operating expenses.

9.2 Other economic flows included in net result

Other economic flows are changes in the volume or value of an asset or liability that do not result from transactions. Other gains/(losses) from other economic flows include the gains or losses from:

- the revaluation of the present value of the long service leave liability due to changes in the bond interest rates and the effects of changes in actuarial assumptions
- other revaluations on the value of outstanding insurance claims and liabilities
- bad debt expenses.

	2023 \$M	2022 \$M
(a) Net gain/(loss) on non-financial assets		
Proceeds from disposal of non-financial physical assets		
Land	94.5	83.7
Buildings	34.8	6.4
Shared home ownership scheme	1.8	1.6
Miscellaneous assets	10.7	6.5
Total revenue from disposal of non-financial physical assets	141.8	98.1
Costs on disposal of non-financial physical assets		
Land	116.9	83.0
Buildings	21.7	14.6
Shared home ownership scheme	1.9	1.6
Miscellaneous assets	4.6	3.5
Total costs on disposal of non-financial physical assets	145.2	102.6
Net gain/(loss) on disposal of non-financial assets	(3.4)	(4.5)
(b) Net gain/(loss) on financial instruments		
Net gain/(loss) on financial instruments and statutory receivables/payables	0.6	(0.8)
Total net gain/(loss) on financial instruments	0.6	(0.8)
(c) Other gains/(losses) from other economic flows		
Net gain/(loss) arising from revaluation of long service leave liability	3.6	22.0
Revaluation and adjustments of insurance claims	(26.7)	(16.5)
Bad debt expenses	5.2	(16.1)
Total other gains/(losses) from other economic flows	(17.9)	(10.6)

9.3 Non-financial assets held for sale

In addition to the assets and liabilities disclosed above, the following non-financial assets held for sale exist at the reporting date:

	2023 \$M	2022 \$M
Non-financial assets classified as held for sale		
Buildings held for sale	3.1	0.6
Land held for sale	0.2	0.2
Plant, equipment and vehicles	0.9	0.6
Total non-financial assets classified as held for sale	4.3	1.4

Measurement of non-financial physical assets

Non-financial physical assets are treated as current and classified as held for sale if their carrying amount will be recovered through a sale transaction rather than through continuing use.

This condition is regarded as met only when:

- the asset is available for immediate sale in the current condition
- the sale is highly probable and the asset sale is expected to be completed within 12 months from the date of classification.

These non-financial physical assets are measured at the lower of carrying amount and fair value less costs to sell, and are not subject to depreciation or amortisation.

9.4 Reserves

	2023 \$M	2022 \$M
(a) Accumulated surplus/(deficit)		
Balance at beginning of financial year	444.6	106.3
Net result for the year	(264.7)	335.9
Remeasurement of superannuation defined benefit plans	1.0	2.4
Balance at the end of financial year	180.9	444.6
(b) Physical asset revaluation surplus		
Balance at beginning of financial year	7,522.8	4,466.1
Revaluation increments/(decrements) of land and buildings ⁽ⁱ⁾	47.7	3,056.7
Balance at the end of financial year	7,570.5	7,522.8
(c) Contributed capital		
Balance at beginning of financial year	28,808.9	28,586.6
Capital contributed from asset transfers	(3.8)	(1.6)
Capital contributions by Victorian State Government	625.5	223.9
Balance at the end of financial year	29,430.6	28,808.9
Total equity	37,182.0	36,776.3
Physical asset revaluation surplus represented by:		
– Land	6,050.1	5,972.3
– Buildings	1,520.4	1,550.5
Total physical asset revaluation surplus	7,570.5	7,522.8

Note:

- (i) Movements in the physical asset revaluation reserve arise from the revaluation of land and buildings and the impairment of land and buildings that were previously revalued.

9.5 Entities included in the Department of Families, Fairness and Housing financial statements pursuant to section 53(1)(b) of the FMA

The financial information of the following entities has been included into the department's 2022–23 financial statements pursuant to a determination made by the Assistant Treasurer under s. 53(1)(b) of the *Financial Management Act 1994*:

- Homes Victoria (With effect from 6 September, the name of the Director of Housing was changed to Homes Victoria)
- Commission for Children and Young People (from 1 July 2015)
- Disability Worker Registration Board (from 1 June 2020)
- Victorian Disability Worker Commission (from 1 June 2020)
- Respect Victoria (from 1 February 2021)
- Victorian Multicultural Commission (from 1 February 2021)
- Victorian Veterans Council (from 1 February 2021)

The financial effects of each of those entities, except Homes Victoria, were trivial to the financial statements, both individually and in aggregate. Therefore, those entities are reported in aggregate, together with the Department of Families, Fairness and Housing in the table below.

	Department of Families, Fairness and Housing		Homes Victoria		Eliminations and adjustments		Total	
	2023 \$M	2022 \$M	2023 \$M	2022 \$M	2023 \$M	2022 \$M	2023 \$M	2022 \$M
Total revenue and income from transactions	4,280.8	5,834.8	1,778.9	2,206.4	(21.6)	(19.7)	6,038.0	8,021.4
Total expenses from transactions	4,302.4	5,780.7	2,001.4	1,908.7	(21.6)	(19.7)	6,282.1	7,669.4
Net result from transactions	(21.6)	54.1	(222.4)	297.7	–	–	(244.1)	351.8
Total assets	2,477.9	2,650.8	36,123.7	35,471.4	(36.0)	(8.4)	38,565.6	38,113.8
Total liabilities	788.4	950.3	631.2	395.6	(36.0)	(8.4)	1,383.6	1,337.6

9.6 Responsible persons

In accordance with the Directions of the Assistant Treasurer under the *Financial Management Act 1994* the following disclosures are made for the responsible persons for the reporting period.

Names

The persons who held the positions of ministers and accountable officers in the department were as follows:

Relevant office	Minister or accountable officer	Period
Minister for Child Protection and Family Services	The Hon. Colin Brooks	1 July 2022 to 4 December 2022
	The Hon. Lizzie Blandthorn	5 December 2022 to 30 June 2023
Minister for Disability, Ageing and Carers	The Hon. Colin Brooks	1 July 2022 to 4 December 2022
	The Hon. Lizzie Blandthorn	5 December 2022 to 30 June 2023
Minister for Equality	The Hon. Harriet Shing	1 July 2022 to 30 June 2023
Minister for Housing	The Hon. Danny Pearson	1 July 2022 to 4 December 2022
	The Hon. Colin Brooks	5 December 2022 to 30 June 2023
Minister for Multicultural Affairs	The Hon. Ros Spence	1 July 2022 to 4 December 2022
	The Hon. Colin Brooks	5 December 2022 to 30 June 2023
Minister for Prevention of Family Violence	The Hon. Ros Spence	1 July 2022 to 30 June 2023
Minister for Veterans	The Hon. Shaun Leane	1 July 2022 to 4 December 2022
	The Hon. Natalie Suleyman	5 December 2022 to 30 June 2023
Minister for Women	The Hon. Natalie Hutchins	1 July 2022 to 30 June 2023
Minister for Youth	The Hon. Ros Spence	1 July 2022 to 4 December 2022
	The Hon. Natalie Suleyman	5 December 2022 to 30 June 2023
Secretary	Brigid Sunderland	1 July 2022 to 16 October 2022
	Brigid Monagle	17 October 2022 to 17 March 2023
	Peta McCammon	20 March 2023 to 30 June 2023
Associate Secretary	Benjamin Rimmer	1 July 2022 to 06 April 2023
	Camille Kingston	7 April 2023 to 30 June 2023
	Brigid Monagle	1 July 2022 to 16 October 2022 20 March 2023 to 31 March 2023
	Argiri Alisandratos	18 August 2022 to 30 June 2023

The persons who acted in the positions of minister and of accountable officer in the department were as follows:

Relevant office	Acting minister or accountable officer	Period
Acting Minister for Equality	The Hon. Gayle Tierney	3 January 2023 to 9 January 2023
	The Hon. Steve Dimopoulos	10 January 2023 to 27 January 2023
Acting Minister for Housing	The Hon. Gabrielle Williams	26 December 2022 to 30 December 2022
Acting Minister for Multicultural Affairs	The Hon. Anthony Carbines	14 January 2023 to 27 January 2023
Acting Minister for Prevention of Family Violence	The Hon. Lizzie Blandthorn	10 January 2023 to 22 January 2023
Acting Minister for Women	The Hon. Ingrid Stitt	21 December 2022 to 1 January 2023
	The Hon. Ingrid Stitt	25 January 2023 to 29 January 2023

Remuneration

Remuneration received or receivable by the accountable officers in connection with the management of the department during the reporting period was in the range:

Income band	30 June 2023	30 June 2022
\$90,000 – \$100,000	1	–
\$100,000 – \$140,000	1	–
\$140,000 – \$150,000	1	1
\$150,000 – \$160,000	–	1
\$160,000 – \$200,000	1	–
\$260,000 – \$370,000	1	–
\$370,000 – \$380,000	–	1
\$400,000 – \$490,000	2	–
\$490,000 – \$500,000	–	1
Total	7	4

9.7 Remuneration of executives

The numbers of executive officers, other than ministers and accountable officers, and their total remuneration during the reporting period are shown in the table below. Total annualised employee equivalent provides a measure of full-time equivalent executive officers over the reporting period.

Remuneration comprises employee benefits in all forms of consideration paid, payable or provided by the entity, or on behalf of the entity, in exchange for services rendered, and is disclosed in the following categories.

Short-term employee benefits include amounts such as wages, salaries, annual leave or sick leave that are usually paid or payable on a regular basis, as well as non-monetary benefits such as allowances and free or subsidised goods or services.

Post-employment benefits include pensions and other retirement benefits paid or payable on a discrete basis when employment has ceased.

Other long-term benefits include long service leave, other long service benefit or deferred compensation.

Termination benefits include termination of employment payments, such as severance packages.

Remuneration of executive officers (including key management personnel disclosed in Note 9.8)	Total remuneration	
	2023 \$M	2022 \$M
Short-term employee benefits	47.5	44.0
Post-employment benefits	4.4	4.1
Other long-term benefits	1.3	1.1
Termination benefits	0.9	0.5
Total remuneration ⁽ⁱ⁾⁽ⁱⁱ⁾	54.2	49.8
Total number of executives ⁽ⁱ⁾⁽ⁱⁱ⁾	269	243
Total annualised employee equivalent (AEE) ⁽ⁱ⁾⁽ⁱⁱ⁾⁽ⁱⁱⁱ⁾	204.6	201.2

Notes:

(i) Remuneration of KMPs seconded from other departments are not included.

(ii) Total figures for 2021–22 and 2022–23 include the remuneration of the CFO who delivered services, as an executive officer to the department but is employed by the Department of Treasury and Finance.

(iii) Annualised employee equivalent is based on the time fraction worked over the reporting period.

9.8 Related parties

The department is a wholly owned and controlled entity of the State of Victoria.

The following entities have been included into the department's financial statements pursuant to the determination made by the Assistant Treasurer under s. 53(1)(b) of the *Financial Management Act 1994*:

- Commission for Children and Young People
- Homes Victoria (With effect from 6 September, the name of the Director of Housing was changed to Homes Victoria)
- Disability Worker Registration Board
- Respect Victoria
- Victorian Multicultural Commission
- Victorian Veterans Council.

Related parties of the department and the abovementioned administrative offices and entities include:

- all key management personnel and their close family members and personal business interests (controlled entities, joint ventures and entities they have significant influence over)
- all cabinet ministers and their close family members
- all departments and public sector entities that are controlled and consolidated into the whole of state consolidated financial statements.

All related party transactions have been entered into on an arm's length basis.

Significant transactions with government-related entities

The department received funding and made payments to the Consolidated Fund of \$442.9 million (2022: \$922.5 million) and \$4,010.7 million (2022: \$5,456.5 million) respectively.

Refer to Note 2.4.2 and 3.1.2 for other government-related entity transactions.

Key management personnel

Key management personnel of the department include the Portfolio Ministers, The Hon. Colin Brooks, The Hon. Lizzie Blandthorn, The Hon. Harriet Shing, The Hon. Danny Pearson, The Hon. Ros Spence, The Hon. Shaun Leane, The Hon. Natalie Suleyman, The Hon. Natalie Hutchins, The Hon. Gayle Tierney, The Hon. Steve Dimopoulos, The Hon. Gabrielle Williams, The Hon. Anthony Carbines, The Hon. Ingrid Stitt; the Secretary, Peta McCammon, Brigid Sunderland, Brigid Monagle and members of the senior executive team, which includes:

Entity	Key management personnel	Position title	Period
Department of Families, Fairness and Housing	Brigid Monagle	Associate Secretary	1 July 2022 to 16 October 2022 20 March 2023 to 31 March 2023
Department of Families, Fairness and Housing	Argiri Alisandratos	Acting Associate Secretary	18 August 2022 to 30 June 2023
Department of Families, Fairness and Housing	Tim Kanoa	Acting Deputy Secretary, Aboriginal Self-determination and Outcomes	22 August 2022 to 2 September 2022
Department of Families, Fairness and Housing	Adam Reilly	Acting Deputy Secretary, Aboriginal Self-determination and Outcomes	5 September 2022 to 27 October 2022
Department of Families, Fairness and Housing	Raylene Harradine	Deputy Secretary, Aboriginal Self-determination and Outcomes	24 October 2022 to 30 June 2023
Department of Families, Fairness and Housing	Christina Dickinson	Deputy Secretary, Children and Families	1 July 2022 to 20 November 2022
Department of Families, Fairness and Housing	Laura Lobianco-Smith	Acting Deputy Secretary, Children and Families	21 November 2022 to 4 February 2023
Department of Families, Fairness and Housing	Annette Lowery	Acting Deputy Secretary, Children and Families	5 February 2023 to 30 June 2023
Department of Families, Fairness and Housing	Nicola Quin	Deputy Secretary, Corporate and Delivery Services	1 July 2022 to 30 June 2023
Department of Families, Fairness and Housing	Louise Gartland	Acting Deputy Secretary, Corporate and Delivery Services	11 April 2023 to 21 April 2023
Department of Families, Fairness and Housing	Danny O'Kelly	Deputy Secretary, Community Operations and Practice Leadership	31 July 2022 to 30 June 2023

Entity	Key management personnel	Position title	Period
Department of Families, Fairness and Housing	Anne Congleton	Acting Deputy Secretary, Community Operations and Practice Leadership	27 April 2023 to 2 June 2023
Department of Families, Fairness and Housing	Argiri Alisandratos	Deputy Secretary, Disability, Communities and Emergency Management	1 July 2022 to 17 August 2022
Department of Families, Fairness and Housing	Annette Lowery	Acting Deputy Secretary, Disability, Communities and Emergency Management	18 August 2022 to 6 February 2023
Department of Families, Fairness and Housing	Philip O'Meara	Acting Deputy Secretary, Disability, Communities and Emergency Management	6 February 2023 to 30 June 2023
Department of Families, Fairness and Housing	Louise Perry	Deputy Secretary Fairer Victoria, Engagement and Coordination	1 July 2022 to 30 June 2023
Department of Families, Fairness and Housing	Ruth Ward	Acting Deputy Secretary Fairer Victoria, Engagement and Coordination	6 January 2023 to 13 January 2023 20 June 2023 to 30 June 2023
Department of Families, Fairness and Housing	Jo Pride	Acting Deputy Secretary Fairer Victoria, Engagement and Coordination	16 January 2023 to 23 January 2023
Department of Families, Fairness and Housing	Camille Kingston	Deputy Secretary, System Reform and Workforce	1 July 2022 to 30 June 2023
Department of Families, Fairness and Housing	Kelly Stanton	Acting Deputy Secretary, System Reform and Workforce	9 September 2022 to 21 September 2022
Department of Families, Fairness and Housing	Drew Warne-Smith	Acting Deputy Secretary, System Reform and Workforce	11 April 2023 to 19 June 2023
Department of Families, Fairness and Housing	John King	Acting Deputy Secretary, System Reform and Workforce	20 June 2023 to 30 June 2023
Department of Families, Fairness and Housing	Kirstie-Lee Lomas	Acting Chief Practitioner, Community Operations and Practice Leadership	1 July 2022 to 29 October 2022
Department of Families, Fairness and Housing	Jodi Henderson	Chief Practitioner, Community Operations and Practice Leadership	2 November 2022 to 30 June 2023
Department of Families, Fairness and Housing	Ben Rimmer	Chief Executive Officer, Homes Victoria	1 July 2022 to 06 April 2023
Department of Families, Fairness and Housing	Camille Kingston	Acting Chief Executive Officer, Homes Victoria	7 April 2023 to 30 June 2023
Department of Families, Fairness and Housing	Eleri Butler	Chief Executive Officer, Family Safety Victoria	1 July 2022 to 10 February 2023
Department of Families, Fairness and Housing	Kelly Stanton	Acting Chief Executive Officer, Family Safety Victoria	10 February 2023 to 30 June 2023

Entity	Key management personnel	Position title	Period
Department of Families, Fairness and Housing	Cynthia Lahiff	Chief Finance Officer, Corporate and Delivery Services	01 July 2022 to 30 June 2023
Department of Families, Fairness and Housing	Shane Lay	Acting Chief Finance Officer, Corporate and Delivery Services	11 December 2022 to 7 January 2023 16 January 2023 to 27 January 2023
Department of Families, Fairness and Housing	Rebecca Skelton	Acting Chief of Engagement and Reform	1 July 2022 to 26 July 2022
Department of Families, Fairness and Housing	Matthew Cugley	Acting Chief of Engagement and Reform	27 July 2022 to 26 August 2022
Department of Families, Fairness and Housing	Ruth Ward	Chief of Engagement and Reform	27 August 2022 to 05 January 2023 16 January 2023 to 6 June 2023
Department of Families, Fairness and Housing	Amanda Banks	Acting Chief of Engagement and Reform	7 June 2023 to 30 June 2023

Key management personnel of the agencies amalgamated pursuant to s. 53(1)(b) of the *Financial Management Act 1994* into the department's financial statements include:

Entity	Key management personnel	Position title	Period
Commission for Children and Young People	Leanne Barnes	Chief Executive Officer	1 July 2022 to 30 June 2023
Commission for Children and Young People	Siobhan McCann	Acting Chief Executive Officer	11 October 2022 to 21 October 2022
Commission for Children and Young People	Meena Singh	Commissioner	1 July 2022 to 30 June 2023
Commission for Children and Young People	Liana Buchanan	Principal Commissioner	1 July 2022 to 30 June 2023
Respect Victoria	Claudia Fatone	Board member	1 July 2022 to 30 June 2023
Respect Victoria	Maxine McKew	Board member	1 July 2022 to 30 June 2023
Respect Victoria	Hang Vo	Board member	1 July 2022 to 30 June 2023
Respect Victoria	Rodney Jackson	Board member	1 July 2022 to 30 June 2023
Respect Victoria	Wei Len Kwok	Board member	1 July 2022 to 30 June 2023
Respect Victoria	Liana Papoutsis	Board member	1 July 2022 to 30 June 2023
Respect Victoria	Kate Fitz-Gibbon	Chairperson	1 July 2022 to 30 June 2023
Respect Victoria	Emily Maguire	Chief Executive Officer	1 July 2022 to 30 June 2023
Victorian Disability Worker Commission	Dan Stubbs	Commissioner	1 July 2022 to 30 June 2023
Victorian Multicultural Commission	Vivienne Nguyen	Chairperson	1 July 2022 to 30 June 2023
Disability Worker Registration Board of Victoria	Melanie Eagle	Chairperson	1 July 2022 to 30 June 2023
Victorian Veterans Council	Gregory Yorke	Chairperson	1 July 2022 to 30 June 2023

Remuneration of key management personnel

The compensation detailed below excludes the salaries and benefits the Portfolio Ministers received. The Ministers' remuneration and allowances are set by the *Parliamentary Salaries and Superannuation Act 1968* and are reported within the State's Annual Financial Report.

	Department of Families, Fairness and Housing ⁽ⁱ⁾		Administrative Offices		Other section 53 ⁽ⁱⁱ⁾	
	2023 \$M	2022 \$M	2023 \$M	2022 \$M	2023 \$M	2022 \$M
Compensation of KMPs						
Short-term employee benefits	5.3	3.8	0.9	0.6	1.0	1.0
Post-employment benefits	0.3	0.3	0.1	–	0.1	0.1
Other long-term benefits	0.1	0.1	–	–	–	–
Termination benefits		0.4	–	–	–	–
Total ^{(iii)(iv)}	5.7	4.5	1.0	0.6	1.1	1.1

Notes:

- (i) Remuneration of KMPs seconded from other departments are not included.
- (ii) This includes remuneration of KMPs for Commission for Children and Young People, Disability Worker Registration Board, Respect Victoria, Victorian Multicultural Commission, Victorian Veterans Council. The remuneration of Homes Victoria's key management personnel is disclosed in the Department of Families, Fairness and Housing for the period 1 July 2022 – 30 June 2023.
- (iii) Total figures for 2021–22 and 2022–23 include the remuneration of the CFO who delivered services, as an executive officer to the department but is employed by the Department of Treasury and Finance.
- (iv) Note that KMPs are also reported in the disclosure of remuneration of accountable officers (refer to Note 9.6) and in the disclosure of remuneration of executive officers (refer to Note 9.7).

Transactions and balances with key management personnel and other related parties

Given the breadth and depth of state government activities, related parties transact with the Victorian public sector in a manner consistent with other members of the public, for example stamp duty and other government fees and charges. Further employment of processes within the Victorian public sector occur on terms and conditions consistent with the *Public Administration Act 2004* and Codes of Conduct and Standards issued by the Victorian Public Sector Commission. Procurement processes occur on terms and conditions consistent with the Victorian Government Procurement Board requirements.

Outside of normal citizen-type transactions, there were no material related party transactions that involved key management personnel, their close family members and their personal business interests with the department, the Administrative Offices or its s. 53(1)(b) entities.

No provision has been required, nor any expense recognised, for impairment of receivables from related parties.

9.9 Remuneration of auditors

	2023 \$	2022 \$
Victorian Auditor-General's Office – audit of the financial report	510,000	440,000

9.10 Subsequent events

There are no subsequent events for the 2022–23 financial year.

9.11 Other accounting policies

Contributions by owners

Consistent with the requirements of AASB 1004 *Contributions*, contributions by owners (that is, contributed capital and its repayment) are treated as equity transactions and therefore do not form part of the income and expenses of the department.

Additions to net assets that have been designated as contributions by owners are recognised as contributed capital. Other transfers that are in the nature of contributions to or distributions by owners have also been designated as contributions by owners.

Transfers of net assets arising from administrative restructurings are treated as distributions to or contributions by owners. Transfers of net liabilities arising from administrative restructurings are treated as distributions to owners.

9.12 Australian Accounting Standards issued that are not yet effective

Certain new and revised accounting standards have been issued but are not effective for the 2022–23 reporting period. These accounting standards have not been applied to the financial statements. The state is reviewing its existing policies and assessing the potential implications of these accounting standards which include:

- AASB 2022-10 *Amendments to Australian Accounting Standards – Fair Value Measurement of Non-Financial Assets of Not-for-Profit Public Sector Entities*.

AASB 2022-10 amends AASB 13 *Fair Value Measurement* by adding authoritative implementation guidance and illustrative examples for fair value measurements of non-financial assets of not-for-profit public sector entities not held primarily for their ability to generate net cash inflows. Among other things, the Standard:

- specifies that an entity needs to consider whether an asset's highest and best use differs from its current use only when it is held for sale or held for distributions to owners under AASB 5 *Non-current Assets Held for Sale and Discontinued Operations* or if it is highly probable that it will be used for an alternative purpose;
- clarifies that an asset's use is 'financially feasible' if market participants would be willing to invest in the asset's service capacity, considering both the capacity to provide needed goods or services and the resulting costs of those goods and services;
- specifies that if both market selling price and some market participant data required to fair value the asset are not observable, an entity needs to start with its own assumptions and adjust them to the extent that reasonably available information indicates that other market participants would use different data; and
- provides guidance on the application of the cost approach to fair value, including the nature of costs to be included in a reference asset and identification of economic obsolescence.

Several other amending standards and AASB interpretations have been issued that apply to future reporting periods, but are considered to have limited impact on the department's reporting.

- AASB 17 *Insurance Contracts*
- AASB 2022-8 *Amendments to Australian Accounting Standards – Insurance Contracts: Consequential Amendments and AASB 2022-9 Amendments to Australian Accounting Standards – Insurance Contracts in the Public Sector*;
- AASB 2020-1 *Amendments to Australian Accounting Standards – Classification of Liabilities as Current or Non-Current and AASB 2022-6 Amendments to Australian Accounting Standards – Non-current Liabilities with Covenants*.

9.13 Glossary of technical terms

The following is a summary of the major technical terms used in this report.

Actuarial gains or losses on superannuation defined benefit plans are changes in the present value of the superannuation defined benefit liability resulting from:

- (a) experience adjustments (the effects of differences between the previous actuarial assumptions and what has actually occurred)
- (b) the effects of changes in actuarial assumptions.

Administered item generally refers to a department lacking the capacity to benefit from that item in the pursuit of the entity's objectives and to deny or regulate the access of others to that benefit.

Amortisation is the expense that results from the consumption, extraction or use over time of a non-produced physical or intangible asset. This expense is classified as an 'other economic flow'.

Borrowings refers to interest-bearing liabilities mainly raised from public borrowings raised through the Treasury Corporation of Victoria, finance leases, service concession arrangements and other interest-bearing arrangements. Borrowings also include non-interest-bearing advances from government that are acquired for policy purposes.

Commitments include those operating, capital and other outsourcing commitments arising from non-cancellable contractual or statutory sources.

Comprehensive result is the amount included in the operating statement representing total change in net worth other than transactions with owners as owners.

Controlled item generally refers to the capacity of a department to benefit from that item in the pursuit of the entity's objectives and to deny or regulate the access of others to that benefit.

Current grants are amounts payable or receivable for current purposes for which no economic benefits of equal value are receivable or payable in return.

Depreciation is an expense that arises from the consumption through wear or time of a produced physical or intangible asset. This expense is classified as a 'transaction' and so reduces the 'net result from transaction'.

Effective interest method is the method used to calculate the amortised cost of a financial asset or liability and of allocating interest over the relevant period. The effective interest rate is the rate that exactly discounts estimated future cash flows through the expected life of the financial instrument or, where appropriate, a shorter period.

Employee benefits expenses includes all costs related to employment including salaries and wages, leave entitlements, redundancy payments, defined benefits superannuation plans, and defined contribution superannuation plans.

Ex-gratia expenses mean the voluntary payment of money or other non-monetary benefit (for example a write off) that is not made either to acquire goods, services or other benefits for the entity or to meet a legal liability, or to settle or resolve a possible legal liability or claim against the entity.

Finance lease is a lease that transfers substantially all the risks and rewards incidental to ownership of an underlying asset.

Financial asset is any asset that is:

- (a) cash
- (b) an equity instrument of another entity
- (c) a contractual or statutory right:
 - to receive cash or another financial asset from another entity, or
 - to exchange financial assets or financial liabilities with another entity under conditions that are potentially favourable to the entity, or
- (d) a contract that will or may be settled in the entity's own equity instruments and is:
 - a non-derivative for which the entity is or may be obliged to receive a variable number of the entity's own equity instruments, or
 - a derivative that will or may be settled other than by the exchange of a fixed amount of cash or another financial asset for a fixed number of the entity's own equity instruments.

Financial instrument is any contract that gives rise to a financial asset of one entity and a financial liability or equity instrument of another entity.

Financial liability is any liability that is:

- (a) a contractual or statutory obligation:
 - to deliver cash or another financial asset to another entity, or
 - to exchange financial assets or financial liabilities with another entity under conditions that are potentially unfavourable to the entity, or
- (b) a contract that will or may be settled in the entity's own equity instruments and is:
 - a non-derivative for which the entity is or may be obliged to deliver a variable number of the entity's own equity instruments, or
 - derivative that will or may be settled other than by the exchange of a fixed amount of cash or another financial asset for a fixed number of the entity's own equity instruments. For this purpose the entity's own equity instruments do not include instruments that are themselves contracts for the future receipt or delivery of the entity's own equity instruments.

Financial statements comprise:

- (a) a balance sheet as at the end of the year
- (b) a comprehensive operating statement for the year
- (c) a statement of changes in equity for the year
- (d) a statement of cash flows for the year
- (e) notes, comprising a summary of significant accounting policies and other explanatory information
- (f) comparative information in respect of the preceding year as specified in paragraph 38 of AASB 101 *Presentation of Financial Statements*
- (g) a balance sheet as at the beginning of the preceding year when an entity applies an accounting policy retrospectively or makes a retrospective restatement of items in its financial statements, or when it reclassifies items in its financial statements in accordance with paragraph 41 of AASB 101.

Grants and other expense transfers are transactions in which one unit provides goods, services, assets (or extinguishes a liability) or labour to another unit without receiving approximately equal value in return.

Grants can either be operating or capital in nature.

While grants to governments may result in the provision of some goods or services to the transferor, they do not give the transferor a claim to receive directly benefits of approximately equal value. For this reason, grants are referred to by the AASB as involuntary transfers and are termed non-reciprocal transfers. Receipt and sacrifice of approximately equal value may occur, but only by coincidence. For example, governments are not obliged to provide commensurate benefits, in the form of goods or services, to particular taxpayers in return for their taxes.

Grants can be paid as general purpose grants which refer to grants that are not subject to conditions regarding their use. Alternatively, they may be paid as specific purpose grants which are paid for a particular purpose and/or have conditions attached regarding their use.

General government sector comprises all government departments, offices and other bodies engaged in providing services free of charge or at prices significantly below their cost of production. General government services include those that are mainly non-market in nature, those that are largely for collective consumption by the community and those that involve the transfer or redistribution of income. These services are financed mainly through taxes, or other compulsory levies and user charges.

Grants for on-passing are grants paid to one institutional sector (for example a state general government entity) to be passed on to another institutional sector (for example local government or a private non-profit institution).

Intangible assets represent identifiable non-monetary assets without physical substance.

Interest expense represents costs incurred in connection with the borrowings. It includes interest on advances, loans, overdrafts, bonds and bills, deposits, interest components of lease repayments, service concession financial liabilities and amortisation of discounts or premiums in relation to borrowings.

Interest income includes unwinding over time of discounts on financial assets and interest received on bank term deposits and other investments.

Leases are rights conveyed in a contract, or part of a contract, to use an asset (the underlying asset) for a period of time in exchange for consideration.

Net acquisition of non-financial assets (from transactions) is the purchase (and other acquisition) of non-financial assets less sales (or disposals) of non-financial assets less depreciation plus changes in inventories and other movements in non-financial assets. Includes only those increases or decreases in non-financial assets resulting from transactions and therefore excludes write-offs, impairment write-downs and revaluations.

Net financial liabilities are calculated as liabilities less financial assets, other than equity in public non-financial corporations (PNFC) and public financial corporations (PFC). This measure is broader than net debt as it includes significant liabilities, other than borrowings (for example accrued employee liabilities such as superannuation and long service leave entitlements). For the PNFC and PFC sectors, it is equal to negative net financial worth.

Net financial worth is equal to financial assets minus liabilities. It is a broader measure than net debt as it incorporates provisions made (such as superannuation, but excluding depreciation and bad debts) as well as holdings of equity. Net financial worth includes all classes of financial assets and liabilities, only some of which are included in net debt.

Net operating balance or **net result from transactions** is a key fiscal aggregate and is revenue from transactions minus expenses from transactions. It is a summary measure of the ongoing sustainability of operations. It excludes gains and losses resulting from changes in price levels and other changes in the volume of assets. It is the component of the change in net worth that is due to transactions and can be attributed directly to government policies.

Net result is a measure of financial performance of the operations for the period. It is the net result of items of income, gains and expenses (including losses) recognised for the period, excluding those that are classified as other economic flows – other comprehensive income.

Net worth is calculated as assets less liabilities, which is an economic measure of wealth.

Non-financial assets are all assets that are not financial assets. It includes inventories, land, buildings, plant and equipment, and intangible assets.

Non-financial public sector represents the consolidated transactions and assets and liabilities of the general government and PNFC sectors. In compiling statistics for the non-financial public sector, transactions and debtor/creditor relationships between sub-sectors are eliminated to avoid double counting.

Non-produced assets are assets needed for production that have not themselves been produced. They include land, subsoil assets, and certain intangible assets. Non-produced intangibles are intangible assets needed for production that have not themselves been produced. They include constructs of society such as patents.

Operating result is a measure of financial performance of the operations for the period. It is the net result of items of revenue, gains and expenses (including losses) recognised for the period, excluding those that are classified as 'other non-owner movements in equity'. Refer also 'net result'.

Other economic flows included in net result are changes in the volume or value of an asset or liability that do not result from transactions. In simple terms, other economic flows are changes arising from market remeasurements. They include gains and losses from disposals, revaluations and impairments of non-current physical and intangible assets; actuarial gains and losses arising from defined benefit superannuation plans; fair value changes of financial instruments.

Other economic flows – other comprehensive income comprises items (including reclassification adjustments) that are not recognised in net result as required or permitted by other Australian Accounting Standards. They include changes in physical asset revaluation surplus; share of net movement in revaluation surplus of associates and joint ventures; and gains and losses on remeasuring available-for-sale financial assets.

Other operating expenses generally represent cost of goods sold and the day to day running costs, including maintenance costs, incurred in the normal operations of the department.

Payables include short and long-term accounts payable, grants, taxes and interest payable.

Produced assets include buildings, plant and equipment, inventories, cultivated assets and certain intangible assets. Intangible produced assets may include computer software, motion picture films and research and development costs (which do not include the start-up costs associated with capital projects).

Public financial corporations (PFC) are bodies primarily engaged in the provision of financial intermediation services or auxiliary financial services. They are able to incur financial liabilities on their own account (for example by taking deposits, issuing securities or providing insurance services). Estimates are not published for the public financial corporation sector.

Public non-financial corporation (PNFC) sector comprises bodies mainly engaged in the production of goods and services (of a non-financial nature) for sale in the market place at prices that aim to recover most of the costs involved (for example water and port authorities). In general, PNFCs are legally distinguishable from the governments which own them.

Receivables includes amounts owing from government through appropriation receivable, short and long-term accounts receivable, accrued investment income, grants, taxes and interest receivable.

Rental income and income from services includes rental income and income from the provision of user-charged services.

Service Concession Arrangement is a contract effective during the reporting period between a grantor and an operator in which:

- (a) the operator has the right of access to the service concession asset (or assets) to provide public services on behalf of the grantor for a specified period of time
- (b) the operator is responsible for at least some of the management of the public services provided through the asset and does not act merely as an agent on behalf of the grantor, and
- (c) the operator is compensated for its services over the period of the service concession arrangement.

Transactions are those economic flows that are considered to arise as a result of policy decisions, usually an interaction between two entities by mutual agreement. They also include flows within an entity such as depreciation where the owner is simultaneously acting as the owner of the depreciating asset and as the consumer of the service provided by the asset. Taxation is regarded as mutually agreed interactions between the government and taxpayers. Transactions can be in kind (for example assets provided/given free of charge or for nominal consideration) or where the final consideration is cash. In simple terms, transactions arise from the policy decisions of the government.

9.14 Style conventions

Figures in the tables and in the text have been rounded. Discrepancies in tables between totals and sums of components reflect rounding. Percentage variations in all tables are based on the underlying unrounded amounts.

The notation used in the tables is as follows:

- – zero, or rounded to zero
- (xxx.x) negative numbers
- 20xx year end
- 20xx–xx year period.

The financial statements and notes are presented based on the illustration for a government department in the 2022–23 model report for Victorian Government departments. The presentation of other disclosures is generally consistent with the other disclosures made in earlier publications of the department's annual reports.

Section 6: Appendices

Appendix 1: Budget portfolio outcomes

Comprehensive operating statement for the financial year ended 30 June 2023

	2022–23 Actual \$M	2022–23 Revised budget \$M	Variation to revised budget %	2022–23 Published budget \$M	Variation to pub- lished budget %	Notes
Net result from continuing operations						
Income from transactions						
Output appropriations	4,968	4,942	0.5	4,710	5.5	
Special appropriations	79	80	(1.2)	72	9.8	
Grants	68	70	(3.2)	58	16.9	(a)
Other income	3	–	–	–	–	
Total income from transactions	5,118	5,093	0.5	4,841	5.7	
Expenses from transactions						
Employee benefits	754	722	4.4	737	2.3	
Depreciation	47	47	0.7	47	0.7	
Interest expense	1	3	(80.2)	3	(80.2)	
Grants and other transfers	1,442	1,424	1.3	1,355	6.4	
Other operating expenses	2,908	2,932	(0.8)	2,708	7.4	
Total expenses from transactions	5,152	5,128	0.5	4,851	6.2	
Net result from transactions (net operating balance)	(34)	(35)	(0.6)	(10)	243.8	
Other economic flows included in net result						
Net gain/(loss) on non-financial assets	6	(4)	(244.2)	(4)	(244.2)	
Net gain/(loss) on financial instruments and statutory receivables/payables	11	–	–	–	–	
Other gains/(losses) from other economic flows	(12)	–	–	–	–	
Total other economic flows included in net result	5	(4)	(233.4)	(4)	(233.4)	
Net result	(29)	(39)	(24.8)	(14)	107.4	
Other economic flows – other comprehensive income						
Changes in non- financial asset revaluation surplus	(2)	–	–	–	–	
Total other economic flows – other comprehensive income	(2)	–	–	–	–	
Comprehensive result	(31)	(39)	(20.1)	(14)	120.2	

The comprehensive operating statement should be read in conjunction with the notes to the financial statements.

(a) The actual grant income was higher than the published budget mainly due to transfers from other Victorian Government departments for services delivered by DFFH. These transfers were not known when the 2022–23 Budget was prepared.

Balance sheet as at 30 June 2023

	2022–23 Actual \$M	2022–23 Revised budget \$M	Variation to revised budget %	2022–23 Published budget \$M	Variation to pub- lished budget %	Notes
Assets						
Financial assets						
Cash and deposits	60	15	302.7	36	67.8	
Receivables	480	827	(41.9)	868	(44.7)	(a)
Other financial assets	256	103	148.4	103	148.4	
Total financial assets	797	945	(15.7)	1,007	(20.9)	
Non-financial assets						
Non-financial assets classified as held for sale including disposal group assets	1	1	(8.8)	1	(8.8)	
Property, plant and equipment	1,634	1,658	(1.5)	1,684	(3.0)	
Intangible assets	48	52	(8.4)	37	28.7	
Other	4	10	(63.6)	10	(63.6)	
Total non-financial assets	1,686	1,721	(2.0)	1,731	(2.6)	
Total assets	2,483	2,666	(6.9)	2,739	(9.4)	
Liabilities						
Payables	330	530	(37.7)	530	(37.7)	(b)
Borrowings	34	30	11.7	30	11.7	
Provisions	429	369	16.4	410	4.7	
Total liabilities	793	929	(14.6)	969	(18.1)	
Net assets	1,690	1,737	(2.7)	1,769	(4.5)	
Equity						
Accumulated surplus/(deficit)	28	18	57.6	43	(34.0)	
Contributed capital and reserves	1,661	1,719	(3.4)	1,727	(3.8)	
Total equity	1,690	1,737	(2.7)	1,769	(4.5)	

(a) The receivables balance were lower than the published budget primarily due to decrease in the State Administration Unit (SAU) inter-entity accounts as a result of funding accessed to settle payment to creditors and other accrued obligations. The payments occurred late in the financial year and were not captured when the 2022–23 Budget was prepared.

(b) The payables balance were lower than the published budget mainly due to settlement of payments to creditors and other accrued obligations. The payments occurred late in the financial year and were not captured when the 2022–23 Budget was prepared.

Statement of cash flows for the financial year ended 30 June 2023

	2022–23 Actual \$M	2022–23 Revised budget \$M	Variation to revised budget %	2022–23 Published budget \$M	Variation to pub- lished budget %	Notes
Cash flows from operating activities						
Receipts						
Receipts from government	5,310	5,057	5.0	4,775	11.2	(a)
Receipts from other entities	68	70	(3.2)	58	16.9	(b)
Other receipts	(15)	6	(346.7)	6	(347)	
Total receipts	5,363	5,133	4.5	4,839	10.8	
Payments						
Payments of grants and other transfers	(1,467)	(1,424)	3.1	(1,355)	8.3	
Payments to suppliers and employees	(3,840)	(3,707)	3.6	(3,459)	11.0	(c)
Interest and other costs of finance paid	(1)	(3)	(80.2)	(3)	(80.2)	
Total payments	(5,308)	(5,134)	3.4	(4,817)	10.2	
Net cash flows from/(used in) operating activities	55	(1)	(5,570.3)	23	137.8	
Cash flows from investing activities						
Net investment	1	–	–	–	–	
Payments for non-financial assets	(63)	(99)	(36.6)	(110)	(42.9)	(d)
Proceeds from sale of non-financial assets	11	–	–	–	–	
Net loans to other parties	2	2	(4.4)	2	(4.4)	
Net cash flows from/(used in) investing activities	(50)	(97)	(48.9)	(108)	(54.1)	
Cash flows from financing activities						
Owner contributions by state government	23	75	(69.2)	83	(72.2)	
Repayment of leases and service concession liabilities	(10)	–	–	–	–	
Net borrowings	2	(2)	(194.2)	(2)	(194.2)	
Net cash flows from/(used in) financing activities	15	73	(79.9)	81	(81.8)	
Net increase (decrease) in cash and cash equivalents	20	(25)	(179.7)	(5)	(504.2)	
Cash and cash equivalents at the beginning of the financial year	40	40	–	40	–	
Cash and cash equivalents at the end of the financial year	60	15	296.7	36	65.9	

(a) The actual receipts from government were higher than the published budget primarily due to funding the Department accessed to settle payment to creditors and other accrued obligations and additional funding provided by government to deliver approved policy initiatives.

(b) The actual receipts were higher than the published budget mainly due to grants received from other Victorian Government departments for services delivered by DFFH.

(c) The actual payments were higher than the published budget primarily due to settlement of payments to creditors or other accrued obligations. The payments occurred late in the financial year and were not captured when the 2022–23 Budget was prepared.

(d) The variance primarily reflects lower than expected capital expenditure in 2022–23.

Statement of changes in equity for the financial year ended 30 June 2023

	2022–23 Actual \$M	2022–23 Revised budget \$M	Variation to revised budget %	2022–23 Published budget \$M	Variation to pub- lished budget %
Accumulated funds	57	18	215.9	43	32.2
Comprehensive result	(28)	(16)	78.1	(39)	(26.9)
Accumulated surplus/(deficit)	28	2	1,318.0	4	609.0
Net contributions by owners	1,312	1,387	(5.4)	1,395	(6.0)
Transactions with owners in their capacity as owners	19	56	(65.5)	75	(74.2)
Contributions by owners	1,331	1,443	(7.8)	1,470	(9.5)
Physical asset revaluation reserve	330	332	(0.5)	332	(0.5)
Comprehensive result	–	–	–	–	(100.0)
Physical asset revaluation reserve	330	332	(0.5)	332	(0.5)
Changes in equity	1,690	1,777	1,310	1,806	599

Administered items statement for the financial year ended 30 June 2023

	2022–23 Actual \$M	2022–23 Revised budget \$M	Variation to revised budget %	2022–23 Published budget \$M	Variation to pub- lished budget %	Notes
Administered income						
Appropriations – Payments made on behalf of the state	2,687	2,729	(1.5)	2,741	(2.0)	
Sales of goods and services	35	36	(1.8)	58	(39.0)	(a)
Grants	57	23	147.8	1	5,599.6	(b)
Other income	(1)	1	(154.8)	1	(167.8)	
Total administered income	2,779	2,789	(0.4)	2,801	(0.8)	
Administered expenses						
Expenses on behalf of the state	3	2	63.9	2	63.9	
Grants and other transfers	2,720	2,729	(0.3)	2,741	(0.8)	
Payments into the Consolidated Fund	155	158	(2.2)	65	137.7	(c)
Total administered expenses	2,878	2,888	(0.4)	2,808	2.5	
Income less expenses	(99)	(100)	(0.7)	(6)	1,503.8	
Other economic flows included in net result						
Net gain/(loss) on non-financial assets	(4)	6	(161.9)	6	(161.9)	
Total other economic flows included in net result	(4)	6	(163.1)	6	(163.1)	
Net result	(103)	(93)	10.9	(0)	–	
Comprehensive result	(103)	(93)	10.9	(0)	–	
Administered assets						
Cash and deposits	(42)	–	–	–	–	
Receivables	44	11	299.1	105	(58.2)	
Other financial assets	0	1	(99.9)	1	(99.9)	
Total administered assets	2	12	(85.6)	106	(98.4)	
Administered liabilities						
Provisions	(0)	1	(100.1)	1	(100.1)	
Total administered liabilities	(0)	1	(100.1)	1	(100.1)	
Net assets	2	11	(84.2)	105	(98.4)	
Equity						
Contributed capital	2	–	–	–	–	
Total equity	2	–	–	–	–	0

(a) The variance to published budget was primarily due to actual revenue for services provided for the National Disability Insurance Agency (capital) being reclassified from Sales of goods and services to Grants in line with DTF reporting requirement.

(b) The administered grant income was higher than published budget primarily due to additional grants from other Victorian departments including the October 2022 flood event recovery funding which was not known at the time of the published budget. The variance is also attributed to actual revenue for services provided for the National Disability Insurance Agency (capital) being reclassified from Sales of goods and services to Grants in line with DTF reporting requirement.

(c) Payments to the consolidated fund were higher than published budget primarily due to return of the balance in the National Disability Insurance Scheme trust fund account, which was closed as a result of new financial administration arrangements effective from 1 July 2022.

Appendix 2: Homes Victoria

Comprehensive operating statement for the financial year ended 30 June 2023

	2023 \$M	2022 \$M
Revenue and income from transactions		
Grant from the Department of Families, Fairness and Housing	839.4	851.4
Rental income	523.3	504.7
Grants	395.2	845.2
Other income	21.1	5.0
Total revenue and income from transactions	1,779.0	2,206.3
Expenses from transactions		
Employee benefits	166.4	153.5
Depreciation and amortisation	315.0	272.6
Grants and other expense transfers	939.5	881.5
Other operating expenses	78.1	64.7
Other property management expenses	502.3	536.3
Total expenses from transactions	2,001.3	1,908.6
Net result from transactions (net operating balance) ⁽ⁱ⁾	(222.3)	297.7
Other economic flows included in net result		
Net gain/(loss) on non-financial assets ⁽ⁱⁱ⁾	(9.1)	(7.8)
Other gains/(losses) from other economic flows	(4.7)	(0.3)
Total other economic flows included in net result	(13.8)	(8.1)
Net result	(236.1)	289.6
Other economic flows – other comprehensive income		
Items that will not be reclassified to net result		
Changes in physical asset revaluation surplus	49.5	2,912.0
Remeasurement of superannuation defined benefit plans	1.0	2.4
Total other economic flows – other comprehensive income	50.5	2,914.4
Comprehensive result	(185.60)	3,204.0

Notes:

- (i) The net result from transactions for 2022–23 of (\$222.3 million) reflects the acquittal of government investment which was recognised as revenue in 2021–22 as part of the Big Housing Build to grow social and affordable housing in Victoria.
- (ii) Net gain/(loss) on non-financial assets includes unrealised and realised gains/(losses) from revaluations, impairments, and disposals of all physical assets and intangible assets, except when these are taken through the asset revaluation surplus.

Balance sheet as at 30 June 2023

	2023 \$M	2022 \$M
Assets		
Financial assets		
Cash and deposits ⁽ⁱ⁾	646.3	614.7
Receivables	119.0	180.1
Loans	30.0	30.7
Total financial assets	795.3	825.5
Non financial assets		
Non-financial physical assets classified as held for sale	3.4	0.8
Property, plant and equipment ⁽ⁱⁱ⁾	35,245.3	34,589.8
Intangible assets	32.9	29.7
Other non-financial assets	46.8	25.6
Total non-financial assets	35,328.4	34,645.9
Total assets	36,123.7	35,471.4
Liabilities		
Payables	199.8	149.5
Borrowings	348.5	159.5
Employee related provisions	82.9	86.6
Total liabilities	631.2	395.6
Net assets	35,492.5	35,075.8
Equity		
Accumulated surplus/(deficit)	152.6	387.7
Physical asset revaluation surplus	7,240.3	7,190.8
Contributed capital	28,099.6	27,497.2
Net worth	35,492.5	35,075.8

Notes:

- (i) The increase in cash at bank reflects planned expenditure to improve the condition and grow the stock of public and social housing through funding received from the Big Housing Build and Building Works Stimulus Packages.
- (ii) The increase in property, plant and equipment reflects the continued investment by Government in social and affordable housing as well as the impact of land and building revaluation.

Cash flow statement for the financial year ended 30 June 2023

	2023 \$M	2022 \$M
Cash flows from operating activities		
Receipts		
Output appropriations	839.4	851.4
Funds from other entities	430.1	738.1
Rent received	504.3	490.9
User charges received – rental properties	6.9	5.9
Interest received	20.7	2.5
Other receipts	0.6	1.4
GST recovered from Australian Taxation Office ⁽ⁱ⁾	85.0	80.2
Total receipts	1,887.0	2,170.4
Payments		
Grants and other expense transfers	(1,012.3)	(967.8)
Employee benefits	(169.5)	(150.3)
Supplies and services	(52.8)	(39.6)
Interest and other costs of finance paid	(15.4)	(2.6)
Other property management expenses	(516.7)	(472.5)
Total payments	(1,766.7)	(1,632.8)
Net cash flows from/(used in) operating activities	120.3	537.6
Cash flows from investing activities		
Proceeds from the sale of non-financial assets	125.5	92.1
Client loans repaid	0.7	0.7
Payments for non-financial assets	(910.8)	(1,062.7)
Net cash flows from/(used in) investing activities	(784.6)	(969.9)
Cash flows from financing activities		
Net receipts / (payments) for advances	(1.9)	(1.9)
Owner contributions by Victorian Government – appropriation for capital expenditure purposes	602.4	205.6
Repayment of borrowings and principal portion of lease liability	95.5	98.0
Net cash flows from/(used in) financing activities	696.0	301.7
Net increase/(decrease) in cash and deposits	31.6	(130.4)
Cash and deposits at beginning of financial year	614.7	745.1
Cash and deposits at the end of the financial year	646.3	614.7

Note:

(i) GST recovered from the Australian Taxation Office is presented on a net basis.

Statement of changes in equity for the financial year ended 30 June 2023

	Physical asset revaluation reserve \$M	Accumulated surplus/ (deficit) \$M	Contributed capital \$M	Total \$M
Balance at 1 July 2021	4,278.8	95.8	27,291.6	31,666.2
Net result for the year	–	289.6	–	289.6
Remeasurement of superannuation defined benefit plans	–	2.4	–	2.4
Changes in physical asset revaluation surplus	2,912.0	–	–	2,912.0
Capital contribution by Victorian State Government	–	–	205.6	205.6
Balance at 30 June 2022	7,190.8	387.8	27,497.2	35,075.8
Net result for the year	–	(236.1)	–	(236.1)
Remeasurement of superannuation defined benefit plans	–	1.0	–	1.0
Changes in physical asset revaluation surplus	49.5	–	–	49.5
Capital contribution by Victorian State Government	–	–	602.4	602.4
Balance at 30 June 2023	7,240.3	152.6	28,099.6	35,492.5

Appendix 3: Grants and transfer payments

The department supported a broad range of not-for-profit community organisations, local governments and schools to deliver services, supports and projects across Victoria.

The department uses the definition of a grant being ‘money given to organisations for a specified purpose directed at achieving goals and objectives consistent with government policy’. The department focused on grants delivered using the standard Victorian Common Funding Agreement, the required contract for Victorian Government grant delivery.

Under this definition, grants paid in 2022–23 are categorised by departmental output below:

Community participation – community funding initiatives

Organisation	Payment (\$)
Adventist Development and Relief Agency Australia Ltd	25,000
Afri-Aus Care Incorporated	62,202
AfriAus iLEAC: Inspire Lead Educate Advocate for Change Incorporated	75,000
Afro Pearls Victoria Pty Ltd	25,000
Banksia Gardens Association Incorporated	20,000
Bayside Community Information and Support Service Inc.	22,589
Belgium Avenue Neighbourhood House Incorporated	97,300
Bellarine Catchment Network Inc.	48,846
Bendigo Volunteer Resource Centre Inc.	43,379
Blind Sports Victoria Inc.	31,934
Boroondara City Council	59,757
Brunswick Neighbourhood House Co-operative Limited	17,417
Carlton Neighbourhood Learning Centre Inc.	20,000
Central Ranges Local Learning and Employment Network Inc.	50,370
Clunes Neighbourhood House Inc.	53,168
Community Hub Inc.	54,000
Community Information & Support Victoria Inc.	47,500
Cornerstone Contact Centre Inc.	19,360
Darebin Information Volunteer & Resource Service Incorporated	73,441
Duke Street Community House Association	76,177
Eastern Volunteer Resource Centre Inc.	62,896
Emerald Tourist Railway Board	47,510
Endeavour Ministries Inc.	24,100
Fareshare Australia Inc.	698,031
Fitzroy Learning Network Inc.	25,000
Friends of Refugees Incorporated	79,239
Japara Neighbourhood House Inc.	61,360
Maribyrnong and Moonee Valley Local Learning and Employment Network Inc.	21,634

Organisation	Payment (\$)
Meadows Primary School	25,000
Monash Student Association (Clayton) Inc.	24,941
Montsalvat Utilities Pty Ltd	45,720
Moy-Yan Neighbourhood House Inc.	22,282
Neighbourhood Centre in Greenhills Inc.	80,000
South West Sport Inc.	48,500
St Anthony's School Noble Park	25,000
The Corner Store Network Ltd	25,000
The Earth Village Community Ltd	78,000
The Humble Mission of Melbourne	25,000
The School Volunteer Program Ltd	48,385
Victorian Aids Council Inc.	25,000
Volunteer West	71,400
Wellsprings for Women Incorporated	60,000
Whittlesea Community Connections Inc.	85,000
Wholefoods Unwrapped Collective Pty Ltd	23,100
Wingate Avenue Community Centre Inc.	62,196
Worn Gundidj Aboriginal Co-operative Ltd	70,000
Wyndham Park Community Centre Incorporated	75,964
Your Community Health	64,264
Total	2,926,961

Equality

Gender equality and prevention of family violence policy and programs

Organisation	Payment (\$)
AfriAus iLEAC: Inspire Lead Educate Advocate for Change Incorporated	34,869
African Family Services Limited	52,304
AMES Australia	102,945
Arabic Welfare Incorporated	71,915
Australasian Centre for Human Rights and Health Inc.	43,587
Australian Childhood Foundation	150,000
Australian Greek Welfare Society Limited	21,792
Australian Muslim Women's Centre for Human Rights Inc.	437,560

Organisation	Payment (\$)
Australian Vietnamese Women's Association	21,792
Banksia Gardens Association Incorporated	150,000
Benevolence Australia	61,019
Board of Imams of Victoria Inc.	50,124
Body Safety Australia Limited	150,000
Brotherhood of St Laurence	306,662
Buddhist Council of Victoria	21,792
Centre Against Sexual Assault Central Victoria Inc.	150,000
Centre for Holistic Health Inc.	21,792
Centre for Multicultural Youth	71,915
Community Abundance Inc.	43,587
Council of Single Mothers and Their Children Inc.	10,000
Drummond Street Services Inc.	75,000
Ethnic Council of Shepparton and District Inc.	43,587
Gateway Health Limited	52,304
Gender Equity Victoria (Gen Vic)	40,000
Gender Equity West (GenWest) Inc.	296,000
Gippsland Women's Health Inc.	296,000
IndianCare Inc.	56,660
Jesuit Social Services Limited	1,294,380
Jewish Care (Victoria) Inc.	43,587
Karen Milward	199,500
Latin Stories Australia Incorporated	28,331
La Trobe University	125,000
Leadership Victoria Ltd	203,000
Melbourne Anglican Diocesan Corporation Ltd	41,406
Melbourne Polytechnic	100,000
Migrant Information Centre (Eastern Melbourne) Limited	52,304
Multicultural Centre for Women's Health Inc.	370,484
Multicultural Community Services Geelong Inc.	71,915
Mushroom Marketing Pty Ltd	187,500
National Association of Women in Operations	20,000
Nillumbik Community Health Service Ltd	400,000
Our Community Pty Ltd	180,000
Our Watch Limited	833,886
Papua New Guinea Women's Association of Victoria Inc.	17,434
Playgroup Victoria Inc.	180,000
Primary Care Connect	45,765
Safe and Equal Inc.	925,000
Sexual Assault Services Victoria Inc.	240,000
Sexual Health Victoria Inc.	150,000
South East Community Links	56,662
St Kilda Gatehouse Incorporated	20,000

Organisation	Payment (\$)
The Man Cave Global Ltd	150,000
The Trustee for Queen Victoria Women's Centre Trust	846,000
The Trustee for the Somes Family Trust	20,960
VICSEG New Futures	52,304
Victorian Aboriginal Child Care Agency Co Op Ltd	149,648
Victorian Afghan Associations Network	23,973
Victorian Sikh Gurduaras Council Incorporated	21,792
Wellsprings for Women Incorporated	56,662
Whittlesea Community Connections Inc.	56,662
Winitha Pty Ltd	20,000
Women's Health and Wellbeing Barwon South West Inc.	296,000
Women's Health East Inc.	446,000
Women's Health Goulburn North East	296,000
Women's Health Grampians Incorporated	296,000
Women's Health in the North Inc.	446,000
Women's Health in the South East Inc.	296,000
Women's Health Loddon Mallee Inc.	348,304
Women's Health Victoria Inc.	326,000
Women's Information and Referral Exchange Incorporated	10,000
Women of Colour Ltd	163,000
Women with Disabilities Victoria Incorporated	260,000
Young People's Legal Rights Centre Inc.	150,000
Youth Affairs Council of Victoria Inc.	149,970
Total	13,500,634

LGBTI+ equality policy and programs

Organisation	Payment (\$)
Action for More Independence & Dignity in Accommodation	4,136
Africare Community Services Inc.	10,500
Amable Community Services Ltd	12,500
Amy Middleton	6,057
Auspicious Arts Projects Inc.	22,499
Ballarat Frolic Festival	7,650
Blak Dot Gallery Incorporated	6,993
Brophy Family & Youth Services Incorporated	5,850
Castlemaine Art Museum	6,750
Castlemaine Community House Incorporated	6,930
Celebrate Ageing Limited	45,107
Centre for Non-Violence	21,500
Chillout Daylesford Inc.	50,000
Crossenvale Community Group Incorporated	6,000
DPV Health Ltd	5,850
Drummond Street Services Inc.	998,437

Organisation	Payment (\$)
Ethnic Community Broadcasting Association of Victoria Limited	7,000
Family Access Network Inc.	15,850
Firekeepers Incorporated	15,000
Flatout Inc.	46,764
Footscray Community Arts Centre Limited	50,000
Gay and Lesbian Organisation of Business and Enterprise Incorporated	40,000
Geelong Pride Film Festival Incorporated	7,650
Geelong Rainbow Incorporated	5,400
Gippsland Pride Initiative Inc.	47,000
Gippsland Ranges Roller Derby Inc.	4,950
Goldfields Employment and Learning Centre Inc.	32,650
Goulburn Valley Pride Incorporated	9,000
Guide Dogs Victoria	4,050
Intertwine Pty Ltd	25,000
Joy Melbourne Inc.	200,000
Line Wangaratta Inc.	6,894
Melbourne Fringe	5,607
Melbourne Queer Film Festival Inc.	75,000
Midsumma Festival Inc.	1,845,000
Parents of Gender Diverse Children	49,572
Preston Neighbourhood House Inc.	6,750
Pride Cup Ltd	37,200
Proud 2 Play Inc.	25,000
Rural Pride Australia Ltd	80,000
Southside Justice Inc.	6,930
Speak Australia Ltd	8,240
Sunbury Community Health Centre Limited	12,044
Switchboard (Victoria) Inc.	47,000
Theatre Works Limited	6,300
The Housing for the Aged Action Group Inc.	9,000
Three for All Foundation Limited	25,000
Timothy Ryan	9,000
Tiny Pride Incorporated	32,650
Trans and Gender Diverse Bendigo and Beyond Inc.	32,000
Transcend Australia Limited	43,844
Trans Gender Victoria Incorporated	489,578
Victorian Aboriginal Child Care Agency Co Op Ltd	9,000
Victorian Pride Centre Ltd	59,000
Victorian Roller Derby League Inc.	21,543
Victorian YMCA Community Programming Pty Ltd	7,650
Total	4,676,875

Family violence service delivery

Family violence reform

Organisation	Payment (\$)
Deakin University	140,981
La Trobe University	299,941
Monash University	244,892
Royal Melbourne Institute of Technology	149,361
University of Melbourne	299,304
Total	1,134,479

Industry Plan

Organisation	Payment (\$)
African Family Services Limited	60,000
Total	60,000

Housing assistance

Homeless persons support services

Organisation	Payment (\$)
Wellington Collingwood Inc.	118,182
Total	159,223

Community building

Organisation	Payment (\$)
African Family Services Limited	50,000
Auspicious Arts Projects Inc.	16,116
Belgium Avenue Neighbourhood House Incorporated	264,269
Carringbush Adult Education Inc.	48,520
Cultivating Community Inc.	50,000
Fitzroy Lions Soccer Club	50,000
Mei's Art (Mei Lan Fang's Art Chinese Beijing Opera Friendship Association)	6,000
Mzuri Dance Artistree Fund Inc.	80,000
North Richmond Community Health Limited	89,731
North Richmond Elderly Chinese Friendship Association Melbourne Inc.	7,750
The Village Festival of New Performance Inc.	50,000
Victoria Street Business Association Incorporated	49,750
WINR – Women in North Richmond Incorporated	40,000
Yarra City Council	50,000
Yarra Ethnic Arts Exchange Association Inc.	16,900
Young Assets Foundation Ltd	40,000
Youth Development Australia Limited	28,402
Total	937,438

Housing infrastructure – tenant participation

Organisation	Payment (\$)
Ashburton/Ashwood/Chadstone Public Tenants Group Inc.	7,525
Braybrook, Maidstone, Sunshine Public Tenants Association & Corporation Inc.	7,525
Camperdown Tenants Group Inc.	5,632
Carlton Housing Estates Residents' Services Inc.	7,525
Dallas Neighbourhood House Inc.	7,525
Emerald Hill Court Residents Association Inc.	5,632
South Yarra Public Tenants Association Inc.	7,525
Total	48,889

Multicultural affairs policy and programs

Organisation	Payment (\$)
Aboriginal Housing Victoria Limited	2,320
Activate Youth Inc.	10,800
Actomania Incorporated	6,000
Adarsh Bhakti Ramayan Mandali Association	5,750
Afar Community Association Incorporated in Victoria	2,000
Afghan Australian Association of Victoria Incorporated	2,000
Afghan Australian Philanthropic Association Inc.	6,000
Afghan Women's Organisation in Victoria Incorporated	6,910
Afri-Aus Care Incorporated	145,375
African Community Elderly Association	2,000
African Music and Cultural Festival	81,500
African Women's and Families Network	10,000
African-Australian Family and Parenting Support Services	55,000
Africare Community Services Inc.	8,900
Africause	130,375
Agbu Armenian General Benevolent Union Victorian Inc.	2,000
Agia Trias Society Inc.	2,000
Al-Asr Society of Australia Limited	2,000
Albanian Moslem Society Shepparton Inc.	7,500
Albanian Senior Women's Group	2,000
Albury–Wodonga Indian Australian Association	6,400
Albury–Wodonga Volunteer Resource Bureau Inc.	32,550
Albury–Wodonga Ethnic Communities Council Inc.	159,050
Al-Emaan Women Organisation	4,000

Organisation	Payment (\$)
Alevi Community Council of Australia Inc.	2,000
Alexandrians Friendship (AAHA) Social Club Inc.	2,000
Al-Itqan Academy	13,500
Aliya Benevolent Society Inc.	4,000
Allied Communities of Filipino Australians in Victoria Incorporated	2,000
Alphington Community Centre Inc.	3,800
Amazing Parents	6,000
Ambitious Sisterhood Society Incorporated	4,000
Anatolia Cultural Centre Inc.	2,000
Anellino Circolo Pensioners of Springvale Inc.	2,000
Anglo-Indian Australasian Association of Victoria Inc.	4,000
Antiochian Community Support Association Incorporated	2,000
Anzano di Puglia Social Club Ltd	4,000
Arabic Senior Citizens Group	2,000
Arabic Speaking Women Group	2,000
Arabic Welfare Incorporated	17,000
Arabic Women Seniors Group Inc.	8,000
Arch Angel Michael Senior Social Club of Oakleigh (AMSSCOO) Inc.	2,000
Armada Senior Indonesia Klub Melbourne Inc.	4,000
Armenian Relief Society Incorporated	2,000
Armenoro Senior Citizens Group	2,000
Artists Upgrading Social Norms (AUSN) Incorporated	14,480
ASEAN Association Australia Inc.	2,000
Asha Global Foundation Ltd	16,000
Ashburton Chinese Senior Friendship Association	2,000
Asian Australian Volunteers Inc.	4,000
Asian Business Association of Whitehorse Inc.	21,000
Asian Business Association of Wyndham	54,723
Asian Multicultural Organisation Inc.	6,000
Asklipios Greek Women's Group	2,000
Associated Netherlands Societies in Victoria Incorporated	2,000
Association Islamic Dakwah in Australia (Victoria) Inc.	139,000
Association of Eratyra Inc.	2,000
Association of Filipino Australian Families of Melbourne Social Club Incorporated	2,000
Association of Filipinos in Gippsland (Samahan Ng Mga Pilipino Sa Gippsland) – SPG	2,000
Association of Former Inmates of Nazi Concentration Camps & Ghettos from the Former Soviet Union	4,000

Organisation	Payment (\$)
Association of Greek Elderly Citizens Clubs of Melb & Vic Inc.	60,000
Association of New Elderly Inc.	2,000
Association of Sri Lankan Muslims in Australia Inc.	4,000
Association of Ukrainians in Victoria (AUV)	2,000
Association of Ukrainians in Victoria (St Albans)	2,000
Association of Victorian Trikalinians	4,000
Associazione Arma Aeronautica Sexione di Melbourne MOUM Gen Pil F De Pinedo	2,000
Associazione Laziali Pensionati di Geelong Inc.	2,000
Associazione Laziali Victoria Australia Inc.	2,000
Associazione Nazionale Artiglieri d'Italia Inc.	2,000
Associazione Nazionale Bersaglieri d'Italia (Sezione di Melbourne) Vic. Inc.	2,000
Associazione Nazionale Combattenti e Reduci Italiani (Werribee)	2,000
Associazione Nazionale Combattenti e Reduci Italiani Sezione di Melbourne Inc.	2,000
Associazione Nazionale Compatenti Forze Arhate Regulare Guerra di Liberazione C-Y	2,000
Associazione Nazionale degli Emigrati del Victoria (ANFE) Inc.	2,000
Associazione Nazionale Marinai d'Italia 'MOC Borsini' Australia	2,000
Associazione Padovani nel Mondo Inc.	2,000
Associazione Piemontesi Victoria Inc.	2,000
Associazione Trevisani nel Mondo Inc. (Melbourne Section)	4,000
Associazione Trevisani nel Mondo Myrtleford & District Inc.	2,000
Associazione Veronesi nel Mondo Inc.	2,000
Associazione Pensionati Laziali di Monash	2,000
Auspicious Arts Projects Inc.	2,000
Australasian Taiwan Studies Association Incorporated	8,400
Australia Ceylon Fellowship Inc.	252,000
Australia Chin Community (Eastern Melbourne) Inc.	21,960
Australia China Basketball Association Inc.	2,000
Australia Chinese Dancers Association Inc.	2,000
Australia Greek Elderly Citizen Club of Mentone	2,000
Australia Hindu Maha Sabha Incorporated	42,500

Organisation	Payment (\$)
Australia India Community Organisation Incorporated	6,000
Australia Light Foundation Inc.	4,000
Australia South Asia Society	2,000
Australia Women & Children Protection and Development Incorporated	2,000
Australia/Sri Lanka Welfare Guild Inc.	2,000
Australian–Croatian Senior Citizens Club of Gladstone Park Inc.	2,000
Australian African Foundation for Retention and Opportunity Limited	25,000
Australian Ankawa Club	2,000
Australian Armenian Welfare Society Incorporated	2,000
Australian Assyrian Arts and Literature Foundation Inc.	2,000
Australian Bosnian Seniors Group Inc.	2,000
Australian Bosnian Women's Association 'Zena Zeni' Inc.	2,000
Australian Chaldean Family Welfare Inc.	62,200
Australian Chinese Poetry and Art Federation	2,000
Australian Coptic Families Social Club Inc.	8,000
Australian Coptic Senior Citizens Club of Manningham	2,000
Australian Croatian Association Stjepan Radic Ballarat Inc.	2,000
Australian Croatian Club Bocce – Gospic Inc.	2,000
Australian Croatian Senior Citizens Assn Geelong Inc.	2,000
Australian Croatian Senior Citizens Club Nikola Tavelic Incorporated	2,000
Australian Croatian Senior Citizens Club of Clifton Hill Inc.	2,000
Australian Croatian Senior Citizens Club Vila Velebita Broadmeadows	2,000
Australian Croatian Senior Citizens Club – Sunshine Inc. Incorporated	2,000
Australian Cyprian Sports and Social Association Inc.	2,000
Australian Filipino Community Services (Centre for Philippine Concerns Australia Inc.)	11,250
Australian Filipino Nurses Association	2,000
Australian Forum of Russian Jewry Inc.	2,000
Australian Greek Elderly Citizens Club Northcote Inc.	2,000
Australian Greek Elderly Citizens Club of Oakleigh	4,000
Australian Greek Ex-Servicemen Elderly Seniors Club of Northcote Inc.	2,000
Australian Greek Ex-Servicemen's Association Inc.	4,000
Australian Greek Isolated Group	2,000

Organisation	Payment (\$)
Australian Greek Orthodox Community of Moreland	2,000
Australian Greek Welfare Society Limited	90,000
Australian Han Fu Association	2,000
Australian Indian Seniors Association Incorporated	8,000
Australian Integrated Fijian Association of Victoria Incorporated	4,000
Australian Iranian Senior Citizen Society of Victoria Inc.	2,000
Australian Islamic Mission Incorporated	7,500
Australian Karen Preserving and Promoting History and Cultural Association INC	2,000
Australian Lebanese Christian Ladies Group	2,000
Australian Lebanese Christian Ladies Group – Moreland	2,000
Australian Macedonian Disability Pensioner Group Varoar	2,000
Australian Macedonian Seniors Group Nostalgija of Brimbank Inc.	2,000
Australian Multicultural Foundation Limited	250,000
Australian Multicultural Media Centre	9,000
Australian Muslim Women's Centre for Human Rights Inc.	50,000
Australian Nepalese Multicultural Centre Inc.	296,587
Australian Nepalese Senior Citizen Society Inc.	2,000
Australian Romanian Community Welfare Health & Services Association of Victoria Inc.	2,000
Australian Serbian Pensioner Association Incorporated	4,000
Australian Serbian Pensioners Club of St George Church	2,000
Australian Slovenian Cultural Sports Association Ivan Cankar Geelong Inc.	3,334
Australian Society of Graduate Tamils	2,000
Australian Telangana Association Inc.	18,000
Australian Thornbury Pensioner's Club	2,000
Australian Ukrainian Senior Citizens Fellowship Golden Age Inc.	2,000
Australian Vietnamese Arts Inc.	14,000
Australian Vietnamese Women's Association	46,543
Australian Yugoslav Pensioners	2,000
Australian-Filipino Community Services Inc.	33,750
Austrian Club Geelong Inc.	4,000
Ava Boroondara Senior Citizens Group Inc.	8,000
Avondale Heights East Keilor Residents Association	2,000

Organisation	Payment (\$)
Avondale Heights Greek Pensioners & Elderly Citizens Club	2,000
Ayids Therapon Velfare Assoc.	2,000
Azerbaijani Cultural Association of Victoria Inc.	2,000
Bach Viet Dance Not For Profits Association Incorporated	4,000
Bakhtar Cultural & Publishing Association	22,500
Ballarat Hindu Temple & Cultural Centre	26,000
Ballarat Indian Association Inc.	15,300
Ballarat Regional Multicultural Council Incorporated	163,227
Ballarat Telugu Association Incorporated	10,200
Banda Musicale Italiana 'V. Bellini' Inc.	2,000
Bangla Sahitya Sansad Bengali Literary Society Inc.	2,000
Bangladesh Cultural Group Incorporated	2,000
Bangladeshi Migrant Women-Welfare Association in Melbourne Inc.	4,000
Bangladeshi Senior Citizens Club Victoria Incorporated	8,000
Banyule Chinese Seniors Multicultural Association Inc.	2,000
Banyule Community Health	130,375
Barry Road Italian Senior Citizens Club	2,000
Basava Samithi of Australasia Inc.	4,000
Basilicata Bocce Club Association Pensioners	2,000
Bastille Day French Festival Inc.	62,500
Batmans Greek Elderly Women's Club	2,000
Bayside Japan Club	2,000
Beis Menachem Community Centre	2,000
Belgium Avenue Neighbourhood House Incorporated	4,000
Benalla Migrants Association Incorporated	63,000
Bendigo Community Health Services Limited	60,000
Bendigo Family and Financial Services Incorporated	180,000
Bendigo Interfaith Council Inc.	1,900
Bendigo Malayalee Association	6,000
Benevolent Association of Nafpaktians Melbourne – Victoria Inc.	27,000
Benevolent Brotherhood of Kolindros 'Pafsilipos' Incorporated	2,000
Bengali Association of Victoria	2,000
Bengali Society of Melbourne Inc.	15,200
Bentleigh Chinese Community Association	4,000
Benvenute Donne Broadmeadows Italian Women's Group Inc.	2,000
Bellarine International Women's Senior Citizen Club Incorporated	2,000

Organisation	Payment (\$)
Berwick Greek Seniors Citizens Club	2,000
Beth-Nahrain Assyria Association Incorporated	11,250
Bhakti Corner Incorporated	2,000
Bhakti Tarang Incorporated	26,900
Bhartiya Seniors Melbourne Incorporated	6,000
Bhutanese Organisation in Australia Inc.	12,000
Bhutanese Senior Citizens Group Inc.	2,000
Bitola Macedonian Senior Citizens Group Whittlesea Inc.	2,000
BJSM-Vic Inc.	4,250
Black River Macedonian Australian Fishing Association Avondale Heights Moonee Valley & Districts Inc.	2,000
Bodhi Dhamma Buddhist Association (Bendigo) Incorporated	24,500
Bonegilla Former Greek Migrant Residents Association (Vic) Inc.	2,000
Boris Trajkovski Inc.	2,000
Boroondara Camberwell Greek Senior Citizens Club	4,000
Bosnian Teachers' Association	2,000
Botswana Australia Victoria Association Incorporated	6,000
Box Hill Chinese Elderly Citizens Club Inc.	2,000
Box Hill Chinese Senior Art Group Incorporated	8,000
Brighton Greek Senior Citizens Association Incorporated	2,000
Brimbank Hungarian Senior Citizens Inc.	2,000
Brimbank Senior Citizens Friendly Group Inc.	4,000
Broad Meadows Turkish Senior Citizens Club Inc.	2,000
Brotherhood of St Laurence	59,727
Bruh Tesfa Ethiopian Youth and Parents Social Support Services	2,000
Brunswick Neighbourhood House Co-operative Limited	8,000
Bua Learning Australia Ltd	2,000
Buddha's Light International Association of Victoria, Australia Inc.	32,600
Buddhist Council of Victoria	62,500
Bukjeh Pty Ltd	8,000
Burgher Association Australia Incorporated	4,000
Burmese Welfare Association of Victoria	7,500
Butterflies Arts and Cultural Association Inc.	2,000
C Care Inc.	50,000
Calabria Club	2,000
CALD Seniors Association of Victoria Incorporated	2,000

Organisation	Payment (\$)
Cam Multicultural Organisation (Australia) Incorporated	1,500
Camberwell Senior Citizens Centre Incorporated	2,000
Cambodian Buddhist Association of Victoria Incorporated	250,000
Camp Gan Welfare Association Inc.	9,200
Cardinia Interfaith Network	2,000
Cardinia Shire Council	191,875
Carlton Neighbourhood Learning Centre Inc.	5,000
Carlton Senior Citizen Organisation Associate Inc. Incorporated	2,000
Caroline Springs Seniors Fishing Club Inc.	2,000
Carringbush Adult Education Inc.	40,000
Carrum Downs Sri Lankan Seniors Inc.	2,000
Casa Cultura Inc.	11,000
Casa d'Abruzzo Club	2,000
Casey Chinese Seniors Support Group Inc.	2,000
Casey City Council	191,875
Casey Malayalee Inc.	2,000
Casey Multi-Faith Network Inc.	2,000
Casey Tamil Manram Inc.	28,250
Caulfield Primary School	2,000
CCVEG Incorporated	2,000
Celebrate Diversity Inc.	29,237
Celebrate India	125,000
Celebrating and Conserving Cultures Ltd	75,946
Celestial Church of Christ (Eglise du Christianisme Celeste) Australia Pty Ltd	5,999
Central Pontian Association of Melbourne & Victoria Pontiaci Estia	2,000
Centre for Muslim Wellbeing Incorporated	2,000
Centre of Greek Ex-Servicemen Elderly Citizens Club of Kew	2,000
Centre of Greek Ex-Servicemen's Elderly Citizens Club of Darebin & District Inc.	2,000
Cephalonia Society of Victoria 'O Kefalos' Inc.	2,000
Ceres Inc.	5,400
Ceylonese Welfare Organisation Incorporated	4,000
Chabad of Melbourne CBD Inc.	4,000
Chabad of Rara Ltd	21,000
Chabad on Carlisle (Free) Incorporated	2,000
Chaldean Senior Citizens Group of Whittlesea	2,000
Chamarel Club Inc.	2,000
Channel 31 Melbourne	3,106
Chao Feng Chinese Orchestra Incorporated	1,135
Cheltenham Community Centre Inc.	2,000

Organisation	Payment (\$)
Chin Community Victoria Inc.	63,000
Chin Myanmar Australia Community Care Inc.	2,000
Chinese Arts Association of Melbourne Incorporated	4,000
Chinese Association of Geelong	2,000
Chinese Association of Monash Inc.	6,000
Chinese Association of Victoria Inc.	2,000
Chinese Cancer and Chronic Illness Society of Victoria	2,000
Chinese Community Health Advisory of Australia Inc.	2,000
Chinese Health Foundation of Australia	25,000
Chinese Mandarin Community Friendship Association Inc.	2,000
Chinese Precincts Business Association (Vic) Inc.	4,000
Chinese Precincts Community Association Incorporated	2,000
Chinese Senior Citizens Club of Frankston and Peninsula	2,000
Chinese Seniors Cultural Association Inc.	2,000
Chinese Senior's Education & Skills Development Association Inc.	6,000
Chinese Stroke Support Group Incorporated	2,000
Chinese Women's Association of Victoria Inc.	2,000
Chios Brotherhood Korais of Melbourne and Victoria Limited	2,000
Chiquitines Dance Group	11,000
Christian Faith Women Group Inc.	2,000
Chuchu Club	2,000
Cinespace Incorporated	20,000
Circolo Pensionati Italiani di Essendon	2,000
Circolo Anziani Italiani Pugliesi Inc.	2,000
Circolo del Sorriso	2,000
Circolo Fiumano Melbourne Inc.	2,000
Circolo Italiani Pensionati di Fawkner	2,000
Circolo Pensionate Italiani NW Essend	2,000
Circolo Pensionati 'Bon Bosco' Inc.	2,000
Circolo Pensionati de Brimbank Inc.	2,000
Circolo Pensionati della Comunità Vizzinese	2,000
Circolo Pensionati di Casa Nostra di Brunswick	2,000
Circolo Pensionati Italiani di Airport West	2,000
Circolo Pensionati Italiani Nunawading Box Hill	2,000
Circolo Pensionati Italiani Allegra	2,000
Circolo Pensionati Italiani de Waverley Inc.	2,000
Circolo Pensionati Italiani di Ascot Vale Inc.	2,000

Organisation	Payment (\$)
Circolo Pensionati Italiani di Ballarat	2,000
Circolo Pensionati Italiani di Belmont	2,000
Circolo Pensionati Italiani di Bentleigh	2,000
Circolo Pensionati Italiani di Bundoora Inc.	2,000
Circolo Pensionati Italiani di Clayton	2,000
Circolo Pensionati Italiani di Footscray	2,000
Circolo Pensionati Italiani di Gladstone Park Inc.	2,000
Circolo Pensionati Italiani di Greenvale Inc.	2,000
Circolo Pensionati Italiani di Hadfiglo	2,000
Circolo Pensionati Italiani di Knox	2,000
Circolo Pensionati Italiani di Kyabram	2,000
Circolo Pensionati Italiani di Lilydale	2,000
Circolo Pensionati Italiani di Merlynston	2,000
Circolo Pensionati Italiani di Moonee Ponds	2,000
Circolo Pensionati Italiani di Moreland Inc.	2,000
Circolo Pensionati Italiani di Morwell	2,000
Circolo Pensionati Italiani di North Fitzroy	2,000
Circolo Pensionati Italiani di Oakleigh Clayton	2,000
Circolo Pensionati Italiani di Pascoe Vale Inc.	2,000
Circolo Pensionati Italiani di Preston Inc.	2,000
Circolo Pensionati Italiani di San Marco in Lamis	2,000
Circolo Pensionati Italiani di St Albans	2,000
Circolo Pensionati Italiani di Wyndham Inc.	2,000
Circolo Pensionati Italiani e Famiglie Inc.	2,000
Circolo Pensionati Italiani East Keilor & Avondale Heights	2,000
Circolo Pensionati Italiani Kew Hawthorn & Camberwell	2,000
Circolo Pensionati Italiani of Coburg Italian Senior Citizens Club Coburg	2,000
Circolo Pensionati Myrtleford	2,000
City Language Learning Centre Inc.	2,000
City of Greater Dandenong	291,875
City of Maribyrnong	190,000
City of Melbourne Multi-Faith and Others Network (COMMON)	2,000
City of Whittlesea	182,375
Clarinda Greek Seniors Citizens Club	2,000
Clarinda Seniors Social Group Inc.	2,000
Clayton Chinese Seniors Association Inc.	2,000
Clayton Mandarin Friendship Association Inc.	2,000
Clota Cottage Neighbourhood House Inc.	2,000
Club 60 Tarneit Incorporated	2,000
Club 60 Wyndham Vale	6,000

Organisation	Payment (\$)
Club Astoria German Australian Society Inc.	2,000
Club of Chinese Seniors in Monash	4,000
Co.As.It. – Italian Assistance Association	15,000
Cobradah Senior Citizens Centre	2,000
Coburg Turkish Elderly & Pensioners Club Inc.	2,000
Collingwood – Indochinese Elderly Refugees Association Branch	4,000
Collingwood Greek Elderly Women's Association	2,000
Combined Pensioners & Superannuants Association of Victoria Incorporated	2,000
Committee for Sri Lanka	2,000
Community Abundance Inc.	155,060
Community Hub Inc.	2,000
Community Hubs Australia	409,450
Community Love Share / Viet Love Incorporated	9,800
Community of Niki	4,000
Compass Community Care Incorporated	25,000
Comunita di Filadelfia	2,000
Comunita Montana dei 7 Comuni Inc.	2,000
Concern Australia Ministry Inc.	30,000
Cook Island Community Services of Victoria Inc.	2,000
Coptic Orthodox Patriarchate St Mina and St Marina Church Inc.	2,000
Cordillera Victoria Igorot Organisation Inc.	6,000
Cornerstone Community	30,000
Corona Italian Seniors Club of Casey	2,000
Cosenza Senior Citizens of Kingston Incorporated	2,000
Cranbourne Christian Fellowship Centre as the Operator of a PBI	22,350
Cranbourne Italian Senior Citizens Club Inc.	2,000
Creative Asia Foundation Incorporated	2,000
Creswick Neighbourhood Centre Inc.	12,820
Cretan Brotherhood of Melbourne and Victoria	4,000
Cretan Federation of Australia & New Zealand Ltd	4,500
CRNA Reka Senior Citizen Fishing Association Inc.	2,000
Croatian Senior Citizens Association 'Cardinal Stepinac' Geelong Inc.	2,000
Croatian Senior Citizens Club Inc.	2,000
Croatian Senior Citizens Club of Altona Inc.	2,000
Croatian Senior Citizens Group Keysborough Inc.	2,000
Crossway Baptist Church Inc.	2,000
Croydon Dutch Social Club Inc.	2,000

Organisation	Payment (\$)
Cultivating Community Inc.	40,000
Cultura (Multicultural Community Services Geelong Inc.)	17,463
Cultural Association of Newport and Surrounding Areas Inc.	2,000
Cultural Vietnamese Women Association	2,000
Culture Connect Chinese Australia Brighton Beach Inc.	2,000
Cyprian Greek Orthodox Community 'Apostolos Andreas' of Sunshine	2,000
Cyprus Community of Melbourne and Victoria	2,000
Damayan Victoria Incorporated	2,000
Dandenong and Endeavour Hill Club de los Abuelos Italo Spanish Inc.	2,000
Dandenong Community and Learning Centre Inc.	2,000
Darebin Greek Women's Senior Citizens Group Inc.	3,850
DDS Kitchen Ltd	45,000
Deer Park Social Bocce Club Inc.	2,000
Deutscher Verein Kg Nerrische Insulaner	2,000
Dhan Shri Guru Nanak Incorporated	2,000
Diamond Valley Greek Senior Citizens Club	2,000
Didi Bahini Samaj Victoria (DBSV)	53,920
Digamber Jain Sansthan Melbourne Inc.	4,000
Divya Jyoti Jagrati Sansthan Inc.	2,000
Donald Learning Group Inc.	2,000
Doncaster Chinese Senior Association	4,000
Doncaster Italian Senior Citizens Club	2,000
Doncaster Seniors Club Incorporated	6,000
Doreen Mernda Nepalese Community Incorporated	2,000
Dutch Social Club Diamond Valley Inc.	2,000
DYC Australia Ltd	6,000
Eaglehawk Community House Inc.	7,500
East African Women's Foundation	4,000
East Burwood Tennis Club Inc.	2,000
Eastern Districts Polish Association (Melbourne)	103,750
Eastern Senior Chinese Association Inc.	2,000
Edelweiss Casey Choir Inc.	7,900
Eden Farm Wellness Pty Ltd	1,098
Edo Club of Australia Incorporated	4,500
Elderly Italo-Australian Women's Group of Darebin Inc.	2,000
Emo Ya M'bondon Victoria Inc.	1,750
Endeavour Hills Seniors	2,000
Ente Keralam Cultural Forum Inc.	17,600
Ente Vicentini Nel Mondo Inc.	4,000
Epia Petalidi Brotherhood Inc.	2,000
Epping Combined Pensioners Association Inc.	2,000

Organisation	Payment (\$)
Eritrean Elderly Association in Melbourne Inc.	2,000
Eritrean Orthodox Association in Australia Inc.	141,291
Estrela Do Mar Incorporated	2,000
Ethiopian Women's Alliance in Victoria Incorporated	2,000
Ethnic Chinese Happy Age Association of Victoria Inc.	2,000
Ethnic Communities Council of Victoria Inc.	911,903
Ethnic Council of Shepparton and District Inc.	340,845
Ethnic Discussion Club Inc.	4,000
Evolve Church	2,000
Fair Trade Association of Australia and New Zealand Incorporated	2,000
Fairfield Hellenic Senior Women and Partners Inc.	10,800
Faith and Victory Church	55,000
Faith Communities Council of Victoria Inc.	89,000
Family Care Fellowship Incorporated	4,000
Far Western Nepalese Society of Victoria Inc.	14,395
Farnham Street Neighbourhood Learning Centre	2,000
Faros Senior Citizens Inc.	2,000
Fawkner Senior Citizens Club Inc.	2,000
Federation of Chinese Associations Senior Citizen Social Club Inc.	2,000
Federation of Equatoria Community Association in Australia Inc.	45,000
Federation of Indian Women's Associations in Australia (FIWAA) Inc.	2,000
Federation of Macedonian Senior Citizens Group of the Western Region	2,000
Federation of Messinian Organisations of Melbourne & Victoria	3,850
Federation of Taivgetos Organisations of Laconia Inc.	2,000
Federation University Australia	450,000
Federazione dei Circoli Pensionati Italiani del Victoria	2,000
Federazione Lucana Inc.	2,000
Fiji Indian Senior Citizens Association Inc.	4,000
Fiji Melbourne Seniors Club Inc.	2,000
Fiji Sangam Association of Victoria (FSAV) Inc.	7,500
Fiji Senior Citizens Association Inc.	2,000
Fijian Association Inc.	4,000
Fijian Community Association Victoria	58,749
Filcare Vic. Inc.	2,000

Organisation	Payment (\$)
Filipino Australian Association of Ballarat Inc.	6,000
Filipino Australian Friendship Association of Geelong Incorporation	8,000
Filipino Australian Senior Citizens of Victoria	2,000
Filipino Australian Seniors Association Inc.	6,000
Filipino Community Council of Vic Inc.	9,500
Filipino Elderly & Youth Association Incorporated	6,000
Filipino Elderly Get Together Association Inc.	8,000
Filipino Seniors and Carers Support Group of Gippsland Inc.	2,000
Filipino-Australian Senior Citizens' Advisory Council in Australia Inc.	2,000
Finnish Friendly Visiting Service (FFVS) Inc.	2,000
Fitzroy Atherton Gardens Table Tennis Association Inc.	2,000
Fitzroy Chinese Association Inc.	2,000
Fitzroy Chinese Women's Group	2,000
Fitzroy Learning Network Inc.	4,860
Fitzroy Public Housing Residents Incorporated	2,000
Fitzroy Vietnamese Elderly Group	2,000
Food Next Door Co-Op Ltd	110,000
Footscray Traders Association Inc.	4,000
Footscray-Indochinese Elderly Refugees Association Branch	6,000
Frankston City Council	65,000
Frankston Filipino Seniors Support Group Inc.	2,000
Frankston Greek Senior Club of Frankston and the Peninsula	6,000
Frankston Italian Senior Citizens	2,000
Frankston Malayalee Inc.	2,000
Free to Feed	146,069
Friendly Seniors Citizen Group Inc.	2,000
Friends of Norway and the Norwegian Club of Victoria	2,000
Friends of Refugees Incorporated	17,000
Friendship and Wellbeing Association Inc.	2,000
Friendship of Elderly Filipino – Australians of Victoria Incorporated	2,000
Future Foundation for Kids	33,500
Galini Greek Elderly Citizens Association of Port Melbourne	2,000
Gamaka Incorporated	2,000
Gamelan Dananda Australia Inc.	43,453
Gawad Kalinga Australia Ltd	30,000
GCTV Incorporated	33,904

Organisation	Payment (\$)
Geckos (German Community School Melbourne) Inc.	2,000
Geelong Dutch Clubs Incorporated	2,000
Geelong Dutch Fifty Plus Club	2,000
Geelong Nepalese Association Inc.	14,875
Generation 1 Migrant Association Inc.	2,000
German Friendship Society Bendigo Inc. Incorporating the Euro Fest Choir Bendigo Inc.	2,000
German Saturday School Inc.	1,000
German Senior Citizen's Club St Christopher's Camberwell Inc.	2,000
German-Austrian Australian Club Wodonga Inc.	4,000
Ghungroo School Incorporated	2,000
Gilgal Community Care Incorporated	2,000
Gippsland Australian Muslim Community Inc.	4,000
Gippsland Croatian Association Inc.	2,000
Gippsland Ethnic Communities' Council Inc.	17,000
Gippsland Multicultural Services Inc.	100,000
Giz A Break Limited	60,000
Gladys E Machin Senior Citizens Club Incorporated	2,000
Glen Eira Adult Learning Centre Inc.	4,000
Glen Eira Chinese Senior Citizens Club Inc.	4,000
Glen Eira Italian Pensioners and Senior Citizens Club Inc.	2,000
Glen Iris/Burwood Greek Senior Citizens Club Inc.	2,000
Glen Waverley Senior Citizens Centre Inc.	2,000
Glenroy Greek Elderly Group	2,000
Glenroy Italian Senior Citizens Centre Inc.	2,000
Glenroy Maltese Senior Citizens Group	2,000
Goce Delcev Senior Citizens Association Inc.	2,000
Gods Royal Assembly Inc.	2,000
Golden Age Polish Seniors Club Inc.	2,000
Golden Age Senior Citizens Centre Incorporated	2,000
Golden Flower Chinese Friendship Association Incorporated	8,000
Golden Square Pool Inc.	45,000
Golden Sun Disabled and Senior Citizens Association Inc.	2,000
Goulburn Valley Family Care Inc.	40,000
Goulburn Valley Seniors Association	2,000
Grand United Cricket Club Inc.	2,000
Greater Bendigo City Council	59,727
Greater Geelong Nepalese Community Incorporated	3,000

Organisation	Payment (\$)
Greater Shepparton Nepalese Community	2,000
Greek & Cypriot Elderly Citizens Club of Whitehorse & Districts Inc.	2,000
Greek and Cypriot Social Welfare Centre	6,000
Greek Australian Ex-Servicemen's Reserve Whittlesea and Districts Inc.	4,000
Greek Australian Senior Citizens Welfare Assoc. of Malvern	2,000
Greek Choir Parikia Inc.	2,000
Greek Community of Springvale and Districts Limited	2,000
Greek Cyprian Senior Citizens Community of Glen Eira Inc.	2,000
Greek Cypriot Cultural and Theatrical Centre Paradise Incorporated	4,000
Greek Cypriot Parent and Youth Club Western Suburbs of Melbourne	2,000
Greek Democritus Workers League Incorporated	2,000
Greek Elderly and Pensioners Association of Brunswick	2,000
Greek Elderly Citizens Club Caulfield Inc.	2,000
Greek Elderly Citizens Club of Coburg and Pascoe Vale	2,000
Greek Elderly Citizens Club of Manningham Incorporated	6,000
Greek Elderly Citizens Club of Maroondah	2,000
Greek Elderly Citizens Club of Moonee Valley Inc.	2,000
Greek Elderly Citizens Club of Werribee Inc.	2,000
Greek Elderly Citizens of Clayton & Districts	2,000
Greek Elderly Citizens of Thornbury Incorporated	2,000
Greek Elderly Club North Fitzroy and North Carlton Incorporated	2,000
Greek Elderly Club of Geelong Inc.	2,000
Greek Elderly Club of the Bellarine Peninsula	2,000
Greek Elderly Women's Club of Frankston & Peninsula	2,000
Greek Orthodox Archdiocese of Australia	66,845
Greek Orthodox Archdiocese of Australia Parish of Coburg & Pascoe Vale	2,000
Greek Orthodox Archdiocese of Australia Parish of St Dimitrios Monee Ponds	2,000
Greek Orthodox Archdiocese of Australia Consolidated Trust	2,000
Greek Orthodox Bellarine Peninsula Club Agapi	2,000
Greek Orthodox Church Thomastown	2,000
Greek Orthodox Community of Broadmeadows and Districts	2,000

Organisation	Payment (\$)
Greek Orthodox Community of Clayton Limited	2,000
Greek Orthodox Community of Whittlesea	10,000
Greek Orthodox Senior Citizens Club Shepparton and District Inc.	2,000
Greek Senior Citizen Club of Airport West and District	2,000
Greek Senior Citizens' Association of Moorabbin Inc.	2,000
Greek Senior Citizens Association of the Bass Coast Inc.	2,000
Greek Senior Citizens Club – Hobson Bay Inc.	2,000
Greek Senior Citizens Club Altona Region Inc.	2,000
Greek Senior Citizens Club Carnegie Murrumbeena	2,000
Greek Senior Citizens Club Hawthorn	2,000
Greek Senior Citizens Club of Cranbourne and District Incorporated	2,000
Greek Senior Citizens Club of Flemington & Kensington	2,000
Greek Senior Citizens Club of Gladstone Park & Tullamarine	2,000
Greek Senior Citizens Club of Monash Inc.	2,000
Greek Senior Citizens District of Richmond	2,000
Greek Senior Citizens North Balwyn Districts	2,000
Greek Senior Citizens of Glen Eira Inc.	2,000
Greek Senior Citizens St Athanasios Parish of Springvale Incorporated	2,000
Greek Senior Elderly Citizens Club The Dormition of Our Lady	2,000
Greek Senior Women's Club Hobsons Bay	2,000
Greek Seniors & Pensioners Assoc. Clayton & District Inc.	2,000
Greek Women of Northern Suburbs	3,970
Greek Women's Elderly Friendly Club Preston Inc.	2,000
Greek Women's Senior Citizen's Club of McKinnon 'Rhea' Inc.	2,000
Greek Youth Generator	2,000
Greek-Australian Cultural League of Melbourne Incorporated	2,000
Greek-Australian Recreational & Instructive League of Vic Inc.	4,000
Green Island Turkish Women's Group	2,000
Gruppo Culturale Italiano Inc.	2,000
Hadfield Golden Years Social Club Inc.	2,000
Halkidikeon Elderly Citizens Club Melbourne Inc.	2,000
Hampton Community Centre Inc.	2,000

Organisation	Payment (\$)
Hampton Park Turkish Seniors Group Inc.	2,000
Hamro Community Incorporated	2,000
Hamro Parampara Foundation	19,000
Happy Seniors Club Inc.	4,000
Health Centre Italian Group	2,000
Healthy Tourism Senior Citizens Club 'Vigor' Inc.	2,000
Heavenly Culture World Peace Restoration of Light	2,500
Hebrew Congregation Brighton	4,000
Heichal Hatorah Inc.	2,000
Heidelberg United Alexander Senior Citizens Club Inc.	2,000
Hellenic Assoc. of Mornington Peninsular Aged Citizens Club Incorporated	2,000
Hellenic Community of the City of Moorabbin Limited	4,000
Hellenic Hobsons Bay Women's Club	2,000
Hellenic Stegi Friendly Elderly Club of Darebin Inc.	2,000
Hellenic Women's Federation of Victoria	4,000
Hellenic Women's Network Vic Heliades Inc.	4,000
HELP-Himalayan Youth Foundations Inc.	42,590
Hera Greek Ladies Club Inc.	2,000
Hindi Niketan Inc.	6,250
Hindi Shiksha Sangh Inc. Australia	4,000
Hindu Community Foundation Australia Inc.	11,100
Hindu Council of Australia Limited	70,500
Hindu Dharma Community of Melbourne Incorporated	4,000
Hispanic Latin American Festival and Cultural Association	55,000
Hispano-American Centre for Family Support (COHAF) Inc.	6,000
Holy Trinity Serbian Orthodox Church East Brunswick	2,000
Hope Connection Inc.	2,000
Horizontes Projects with the Community Pty Ltd	4,000
House of Persia Community & Cultural Centre Inc.	1,000
Hum Tum Task Force Inc.	2,000
Hume City Council	235,385
Hume Sri Lankans Seniors' Association Incorporated	2,000
Ibadan Progressive Association of Australia	2,000
Igbo Association of Victoria	6,965
Ikawiria – Ikatan Warga Indonesia di Victoria Inc.	2,000
Indclub Inc.	2,000

Organisation	Payment (\$)
Independent Hellenic Senior Citizens Association of Clayton Inc.	2,000
Indian Arts Academy Inc.	2,000
Indian Association of Bendigo	9,500
Indian Buddhist Community Inc.	1,800
Indian Cultural Association of Australia Incorporated	2,000
Indian Senior Citizens Association of Casey	2,000
Indian Senior Citizens Association of Victoria Inc.	2,000
Indian Seniors Association – West	6,000
IndianCare Inc.	50,000
Indo Chinese Elderly Association in the Eastern Suburbs	2,000
Indochinese Elderly Refugees Association Victoria Inc.	8,200
Indonesian Culinary Association of Victoria Inc.	2,000
Indonesian Diaspora Network Victoria Incorporated	14,000
Initiatives of Change Australia	1,000
Instituto Nazionale per la Guardia d'Onore alle Reali Tombe del Pantheon (National Institute for the Guard of Honour to the Royal Tombs of the Pantheon)	2,000
International Council for Engineers, Australia Inc.	2,000
International Women's Group Inc.	4,000
IPC Health Ltd	107,500
Irish Australian Support & Resource Bureau Inc.	8,886
Irymple Bocce Club Inc.	2,000
Islamic Community Milli Gorus Brunswick Inc.	2,000
Islamic Science and Research Academy of Australia	5,000
Islamic Society of Ballarat Inc.	2,000
Islamic Society of Victoria	29,200
Israa Islamic Sciences and Research Academy of Australia Incorporated	15,000
Italian and Ethnic Seniors Association	2,000
Italian Australian Seniors Group	2,000
Italian Catholic Federation of Morwell Inc.	2,000
Italian Elderly Citizen Club Noble Park Inc.	2,000
Italian Elderly Citizens Group Holy Spirit Thornbury Inc.	2,000
Italian Independent Senior Club of Sunshine	2,000
Italian Pensioner of Newport Williamstown	2,000
Italian Pensioners Association of Mill Park Inc.	2,000

Organisation	Payment (\$)
Italian Pensioners Club of Altona	2,000
Italian Pensioners Club Wangaratta	2,000
Italian Senior Citizens Club of Lalor and Thomastown	2,000
Italian Senior Citizens' Group of Moorabbin Inc.	2,000
Italian Senior Citizens of Kingston	2,000
Italian Senior Citizens Recreation Group of Caulfield Inc.	2,000
Italian Seniors Social Club Dromana Inc.	2,000
Italian Social Club Altona Incorporated	2,000
Italian Social Club of Moorabbin Inc.	4,000
Italian Speaking Senior Citizens Association of Epping Inc.	2,000
Italian Welfare Association of Whittlesea Senior Citizens Inc.	2,000
Italian Women's Health Group Fawkner/Campbellfield Inc.	2,000
Italian Women's Senior Citizens Association of Whittlesea Inc.	2,000
J Waks Cultural Centre Inc.	2,000
Japan Club of Victoria Inc.	2,000
Jasmine Senior Dance Group Incorporated	2,000
Jet Australia Foundation Ltd	52,500
Jet Helping Hands Ltd	2,000
Jewish Arts Quarter Ltd	460,000
Jewish Care (Victoria) Inc.	7,920
Jewish Community Council of Victoria	62,500
Jewish Library of Australia Limited	2,000
Jing Song Senior Chinese Men's Incorporation	4,000
JNU Melbourne Chinese Language and Culture School Inc.	2,000
Joseph Camilleri	8,500
Just Gold Digital Agency Pty Ltd	17,400
Kaithangu – The Helping Hands Australia Incorporated	5,010
Kajmakcalan Social Club	2,000
Kalenka Inc.	2,000
Kali Mata Mandir Craigieburn Inc.	178,052
Kangaroo Flat Community House	2,000
Kariatides Oakleigh Greek Women's Group	2,000
Karnaval Club the Swallows Geelong Inc.	2,000
Karuna Compassion in Action Incorporated	2,000
Kastelorizian Senior Citizens Club Inc.	2,000
Keilor Downs Macedonian Elderly Women's Group	2,000
Keilor Downs Senior Citizens Bocce Club Inc.	2,000
Keilor Macedonian Elderly Group	2,000
Keilor Over 50s Recreation Club Inc.	2,000

Organisation	Payment (\$)
Kensington – Indochinese Elderly Refugees Association Branch	2,000
Kensington Chinese Friendship Association	4,000
Kensington Italian Senior Citizens Club	2,000
Kensington Neighbourhood House Inc.	2,000
Keon Park Greek Senior Citizens Club Inc.	2,000
Kerala Hindu Society Bendigo Incorporated	2,000
Kew Home of Chinese Inc.	2,000
Keysborough Learning Centre	2,000
Khalsa Darbar Mickleham	1,000
Kingsbury Italian Senior Citizens Club Inc.	2,000
Kingston Billiards Senior Citizen Club Inc.	2,000
Kingston Chinese Senior Citizens Club Inc.	2,000
Kingston Indian Senior Citizens Association	2,000
Kirat Society of Victoria	2,000
Know Your Roots (KYR) Incorporated	158,895
Knox Chinese Elderly Citizens Club Inc.	2,000
Knox Hungarian Senior Citizens Club Incorporated	2,000
Kobitayon Inc.	6,000
Kondia Limnos Senior Citizens Club	2,000
Korean Elderly Citizens Association of Victoria Inc.	2,000
Korumburra Italian Social Club	2,000
Kouchkovski Social Club Inc.	4,000
Kowanj Australasia Limited	130,375
Kuki Airani Pa-Metua Incorporated	2,000
Kurdish Democratic Community Centre of Victoria Incorporated	24,000
Kyabram Italian Social Bocce Club Inc.	2,000
L2R Next Gen Inc.	6,000
Ladies Club 60 Tarneit Inc.	2,000
Lalor and District Men's Shed Inc.	2,000
Lalor Thomastown CPA Inc.	2,000
Lalor United Bocci and Social Club Inc.	2,000
LaoAus Care Incorporated	2,000
Latin American Association Group Primavera	2,000
Latino-America Women Assoc. in Victoria	4,000
Latrobe Community Health Service Limited	59,727
Laziali nel Mondo	2,000
Lazio Marche Social Club Uniti Incorporated	2,000
L'Chaim Chabad Inc.	2,000
Le Belle Arti Inc.	2,000
Le Petrel Mauritian Seniors Club	2,000

Organisation	Payment (\$)
Lebanese Elderly Group Inc.	2,000
Lebanese Forcez	2,500
Lemnian Community of Victoria Limited	3,690
Let's Connect Inc.	2,000
Lianmeng Auschina Senior Choir Incorporated	4,000
Liberty Unity Organization Life Global Foundation Australia (LUOLGFA) Incorporated	25,000
Libyan Community in Victoria Inc.	2,000
Lions Club of Melbourne Ausina	2,000
Literary Creative Association 'Lukomorie'	2,000
Living & Learning Pakenham Inc.	24,175
Loddon Campaspe Multicultural Services Inc.	130,700
Lotus Wind Choir Incorporated	2,000
Lutheran Church of Australia Victorian District	40,000
Lutheran Church Slovak Christ the Lord	2,000
Macedonia Senior Citizens Group – Kings Park Inc.	2,000
Macedonian Australian Cultural Orthodox Associations Macoa Inc.	14,600
Macedonian Australian Senior Citizens Group 'Ilinden' Inc.	2,000
Macedonian Beranci Social Seniors of Whittlesea Inc.	2,000
Macedonian Elderly Citizens Club Melbourne Victoria	2,000
Macedonian Men's Seniors Group of Whittlesea Inc.	2,000
Macedonian Orthodox Community of Melbourne and Victoria Elderly Citizen Group Epping Inc.	2,000
Macedonian Pensioner Group of the West Incorporated	2,000
Macedonian Pensioner Group 'Uspeniema Presveta Bogorodica' of Sydenham Inc.	2,000
Macedonian Pensioners Association of Footscray Inc.	2,000
Macedonian Pensioners Group Brimbank 'Dimce Mogilceto' Incorporated	2,000
Macedonian Pensioners Group 'Pitu Guli' Inc.	2,000
Macedonian Senior Citizen Group of Altona Meadows Laverton and Point Cook Inc.	2,000
Macedonian Senior Citizen Group of Ardeer Inc.	2,000
Macedonian Senior Citizen Group of Hillside INC	2,000
Macedonian Senior Citizen Group Prespa	2,000
Macedonian Senior Citizens Club of Geelong Inc.	2,000

Organisation	Payment (\$)
Macedonian Senior Citizens Group of City Greater Dandenong St Dimitriya Inc.	2,000
Macedonian Senior Citizens Group of Monash	2,000
Macedonian Senior Citizens Group of Avondale Heights East Keilor Moonee Valley and Districts Inc.	2,000
Macedonian Senior Citizens Group of Doncaster and Templestowe	2,000
Macedonian Senior Citizens Group Pelister	2,000
Macedonian Senior Citizens Group Sy Nikola Mirlikiski Inc.	2,000
Macedonian Senior Citizens Group Thomastown Lalor Epping & Mill Park	2,000
Macedonian Senior Citizens Group West Sunshine	2,000
Macedonian Senior Citizens Group Zlatno Sonce of Footscray Inc.	2,000
Macedonian Senior Citizens Pelister Club St Albans	2,000
Macedonian Senior Citizens Women's Group Pelister St Albans	2,000
Macedonian Senior Dancing Group 'Veseli Makedonki'	2,000
Macedonian Social Club 'Svinista' Inc.	2,000
Macedonian Veterans and Friends Senior Citizens Group Inc.	6,000
Macedonian Women's Group Elpida Karamandi Inc.	2,000
Macedonian Women's Group of Hillside Inc.	2,000
Macedonian Women's Pensioners Association of Footscray Inc.	2,000
Macedonian Women's Senior Citizen Group Lalor Inc.	2,000
Macedonian Women's Senior Citizen Group Markovi Kuli Inc.	2,000
Macedonian Women's Senior Citizens Club of West Sunshine	2,000
Macedonian Women's Senior Citizens Group of Altona Meadows Laverton & Point Cook	2,000
Macedonian Women's Senior Citizens Group of Avondale Heights Moonee Valley & District Inc.	2,000
Macedonian Women's Senior Group 'Tumbe Cafe'	2,000
Macedonian Women's Social Club of Whittlesea	2,000
Madheshi Community in Victoria Inc.	2,000
Magar Samaj Victoria Inc.	2,000
Mahindra Balinese Community of Victoria Incorporated	2,000
Malak Foundation Incorporated	2,000
Malaysian Students' Council of Australia	4,817

Organisation	Payment (\$)
Maltese Association Hobsons Bay Inc.	54,000
Maltese Association Northern Suburbs Inc.	2,000
Maltese Community Centre LV Inc.	2,000
Maltese Community Council of Victoria Incorporated	2,000
Maltese Cultural Association of Victoria Inc.	2,000
Maltese La Valette Association Inc.	2,000
Maltese Literature Group Incorporated	2,000
Maltese Senior Citizens Association	2,000
Maltese Senior Citizens Club Airport West Inc.	2,000
Malvern Italian Senior Citizens Club	2,000
Management Committee Coonara Community House Inc.	4,000
Manningham Chinese Senior Citizens Club Inc.	2,000
Marg FDN Ltd	3,500
Marinai d'Italia MOUM Gruppo Stefano Pugliese Australia Inc.	2,000
Maroondah Chinese Senior Citizens Friendship Association Incorporated	2,000
Maroondah Italian Senior Citizens Club	2,000
Maruti Intercultural Society of Australia Inc.	2,000
Mata Chintapurni Arts/Education and Cultural Centre	12,500
Mauritian Golden Age Club Inc.	2,000
Mauritian Silver Edge Club Inc.	2,000
Mazu Culture Association Inc.	4,000
Meadow Heights Turkish Senior Pension Association	2,000
Mei's Art (Mei Lan Fang's Art Chinese Beijing Opera Friendship Association)	6,000
Melbourne 7 Melody Notes	2,000
Melbourne Badminton Association of Daxue Xiaoyou Inc.	6,000
Melbourne Bangladeshi Community Foundation	2,000
Melbourne Bengali Association Inc.	18,000
Melbourne Chapter of Vedanta Centre of Sydney	2,000
Melbourne Chinatown Association Inc.	18,000
Melbourne Chinese Opera Incorporated	4,000
Melbourne Chinese Orchestra Inc.	2,000
Melbourne Chinese U3A	2,000
Melbourne Committee of Chinese Literature, Inc.	2,000
Melbourne Community Television Consortium Limited	9,318
Melbourne Dai Loong Association Inc.	2,000
Melbourne Hebrew Congregation	2,000
Melbourne Holocaust Museum Inc.	4,900
Melbourne Hua Yu Home Incorporated	4,000

Organisation	Payment (\$)
Melbourne Kannada Sangha Inc.	15,999
Melbourne Karen Buddhist Association	97,890
Melbourne KMCC Inc.	2,000
Melbourne Konkan Community Inc.	6,000
Melbourne Korean Senior Citizens Community Incorporated	2,000
Melbourne Line Dancing Group Incorporated	8,000
Melbourne Marati Mandal	2,000
Melbourne Mizo Association Inc.	8,500
Melbourne Murugan Cultural Centre Inc.	2,000
Melbourne Shandong Australian Association Inc.	4,000
Melbourne Shwetambar Jain Sangh Inc.	62,500
Melbourne South Eastern Region Chinese Friendship Centre of Victoria Inc.	2,000
Melbourne Taiwan Ladies Association Inc.	2,000
Melbourne Tukkers Social Club Inc.	2,000
Melbourne Warblers Choir Incorporated	4,000
Melbourne Yarra Yue Opera Troupe Incorporated	6,000
Melbourne Zhonghua Ensemble Incorporated	4,000
Melton Chinese Friendship Association Inc.	2,000
Melton City Council	190,000
Melton Macedonian Seniors Group of Victoria Incorporated	4,000
Melton Maltese Seniors Inc.	2,000
Melton Stars Inc.	2,000
Mental Health Foundation Australia	1,609
Merrilands Italian Senior Citizens Club Inc.	2,000
MiCare Ltd	174,727
Migrant Information Centre (Eastern Melbourne) Limited	61,727
Migrant Workers Centre Incorporated	1,278,000
Mihindu Children's Foundation and Cultural Centre Inc.	1,500
Mildura Greek Elderly Citizens Club	2,000
Mill Park Greek Elderly Citizens Club Inc.	4,000
Mill Park Senior Citizens Club	2,000
Mission Smile Inc.	109,000
Mmbondo Fizi Community Inc.	5,250
Modest Fashion Runways Incorporated	10,000
Molise Club Melbourne Inc.	2,000
Monash Chinese Events Organising Committee Inc.	1,000
Monash Chinese Senior Friendship Association Incorporated	4,000
Monash Greek Macedonian Elderly Citizens Club	2,000
Monash Interfaith Gathering Inc.	2,000

Organisation	Payment (\$)
Monash Korean Senior Citizens Club Inc.	2,000
Monash Senior Chinese Volunteer Service Centre Inc.	2,000
Monash Student Association (Clayton) Inc.	6,000
Monash University	5,000
Moonee Valley Interfaith Network	2,000
Moonee Valley Senior Citizen Vietnamese Group	2,000
Moreland and Northern Greek Senior Citizens Group Incorporated	2,000
Moreland Chinese Elderly Citizens Group Inc.	2,000
Moreland City Council	197,500
Moreland Italian Women's Group	2,000
Moreland Maltese Pensioners Group Incorporated of Coburg	2,000
Morning Exercise Melbourne Incorporated	2,000
Movement for Filipino Solidarity Inc.	2,000
Multi Ethnic Senior Citizens Group Preston	2,000
Multi Ethnic Slavic Senior Group Fitzroy	2,000
Multicultural Arts Victoria Inc.	11,930
Multicultural Association of Community Empowerment Incorporated	4,000
Multicultural Chinese Australian Incorporated	2,000
Multicultural Community Services Geelong Inc.	362,115
Multicultural Dance Group Incorporated	2,000
Multicultural Festival Group Inc.	2,000
Multicultural Nature Guides Victoria Inc.	2,000
Multicultural Senior Citizens Group of Kingston and Surrounding Regions Incorporated	2,000
Multicultural Senior Citizens Group of Whittlesea Inc.	2,000
Multicultural Seniors Association of Victoria	2,000
Multicultural Skills Exchange Group for Women Inc.	2,000
Multicultural Sudanese Centre Inc.	19,000
Multicultural Sudanese Centre	5,000
Multicultural Women Victoria (formerly called VIRWC)	9,875
Multicultural Women Victoria Incorporated	34,725
Multicultural Women's Sewing Group	10,144
Multicultural Youth Centre Ltd	50,000
Multicultural Youth Support Services Incorporated	25,000
Mumtaaz Incorporated	2,000
Murga Madre Inc.	4,200
Museum of Chinese Australian History	102,000

Organisation	Payment (\$)
MUSSC Australia Inc.	2,000
Mzuri Dance Artistree Fund Inc.	20,000
Nadezhda Russian Senior Citizen Club	2,000
Nafsika Stamoulis Hellenic Museum Limited	38,780
Napoli Family Club	2,000
Nasir Community Association Inc.	2,000
National Accreditation Authority for Translators and Interpreters Ltd	166,024
National Celtic Folk Festival Incorporated	1,250
National Council of Jewish Women of Australia (Vic) Incorporated	2,000
National Ethnic and Multicultural Broadcasters' Council	290,000
NCJW (Victoria) Community Services Inc.	4,000
Neighbourhood Centre in Greenhills Inc.	2,000
Nepali Association of Victoria	32,500
Neret Senior Citizen Club Inc.	2,000
New Age Woman Awareness Group Inc.	2,000
New Eastern Arts Association Inc.	6,000
New Life Association Incorporated	2,000
New United Villages of Florina Inc.	6,000
Newgens Community Education Inc.	2,000
Newport Maltese Association Inc.	2,000
Nga Matai Purua	18,963
Ngarrimili Ltd	3,000
Niddrie Senior Italian Citizens Club Incorporated	2,000
Niue Community Council of Victoria Inc.	2,898
Noble Park North Multicultural Elderly Citizens Club	2,000
Noble Park North Multicultural Senior Club Incorporated	2,000
North Balwyn Senior Citizens Club Incorporated	2,000
North Carlton Railway Station Neighbourhood House Incorporated	2,000
North Cyprus Turkish Association of Victoria	479,000
North East Multicultural Association Incorporated	2,000
North Eastern Greek Elderly Citizens Club Inc.	4,000
North Eastern Jewish War Memorial Centre Inc.	2,000
North Eastern Melbourne Chinese Association Incorporated	6,000
North Melbourne Chinese Association Inc.	2,000
North Richmond Community Health Limited	45,455
North Richmond Elderly Chinese Friendship Association Melbourne Inc.	6,000
North Victorian Buddhist Association	100,000

Organisation	Payment (\$)
North West Fiji Seniors Club	2,000
North West Reservoir Italian Pensioner Group	2,000
Northcote Australian Greek Society for the Aged Inc.	2,000
Northcote Macedonian Senior Citizens Club Kajmakcalan Inc.	2,000
Northern Eastern Bocce Association Incorporated	2,000
Northern Egyptian Association	2,000
Northern Federation of Ethnic Senior Citizens Clubs Inc.	2,000
Northern Mauritian Seniors Club Inc.	2,000
Northern Melbourne Marathi Mandal Inc.	2,000
Northern Melbourne Sri Lankan Association Inc.	6,000
Northern Melbourne Vietnamese Elderly Association Inc.	3,900
Northern Region Indian Seniors Association of Victoria Inc.	6,000
Northern Tigers Social Club Incorporated	3,600
Northern Turkish Family Association Inc.	2,000
Northern Turkish Women's Association	2,000
Northside Malayalee Community Club Inc.	2,000
Not One More Niki Inc.	10,000
Nunawading Hungarian Senior Citizens Club Inc.	2,000
Oakgrove Community Centre Inc.	12,000
Oakleigh Chinese Seniors' Club Inc.	6,000
Oakleigh Coptic Senior Social Club Inc.	2,000
Odyssey House, Victoria	630,000
Officer Sports Club	145,455
Old Citizen Ascot Vale & Districts Inc.	2,000
Olympian Society Inc.	2,000
Olympos Greek Senior Citizens Club Inc.	2,000
Oriana Siva Academy	2,000
Orient Hua Yun Arts Incorporated	4,000
Ormond Senior Citizens Club Inc.	2,000
Oromo Seniors' Welfare & Benevolent Association Inc.	2,000
Oromocare Association Incorporated	2,000
Pakistan Seniors Association Incorporated	4,000
Pakistan Welfare Organisation in Australia Inc.	16,200
Palesviaki Enosis of Melbourne & Victoria Inc.	2,000
Pallaconian Brotherhood of Melbourne and Victoria – Leonidas Inc.	2,000
Panagia Soumela Pontian Association of Whittlesea	4,000
Panagia-Kamariani Greek Orthodox Senior Citizens Club	2,000

Organisation	Payment (\$)
Panpyliaki Brotherhood Navarinon of Melbourne and Victoria Limited	2,000
Papua New Guinea Australia Association	7,500
Parori Florinis Social Club Inc.	2,000
Pedia Greek School Ltd	2,000
Peninsula & Rye Greek Women's Group Inc.	2,000
Pensioner Macedonian Women's Group of Brimbank Inc.	2,000
Philanthropic Society of Larisa Panlarisaikos o Pinios	2,000
Philippine Fiesta of Victoria Inc.	139,000
Philippine Cultural Society for Families and Friends Inc.	2,000
Pilipino Elderly Association South-East Region Victoria	2,000
Pimpinan Cabang Istimewa Muhammadiyah Australia Ltd	2,000
Planetary Healing Artists Association of Australia Inc.	2,000
Point Cook Chinese Friendship Association Inc.	2,000
Point Cook Cultural Community Incorporated	1,200
Point Cook Indian Seniors Group Incorporated	4,000
Point Cook Royals Inc.	2,000
Polish Art Foundation	2,000
Polish Association in Melbourne Inc.	6,000
Polish Community Care Services Incorporated	2,000
Polish Community Council of Victoria Inc.	37,000
Polish Cultural and Social Club Palma Inc.	2,000
Polish Senior Citizens Club	2,000
Polish Senior Citizens Club Footscray	2,000
Polish Senior Citizens' Club in Reservoir	2,000
Polish Senior Citizens Club of Altona North	2,000
Polish Senior Citizens' Club of Caulfield	2,000
Polish Senior Citizens Club St Kilda 'Astry' Inc.	2,000
Polish Senior Citizens Club Waverley Vic	2,000
Polish Seniors Club in Doncaster	2,000
Polish Seniors Club of Frankston	2,000
Polish Sporting Recreation and Community Association Inc.	106,976
Polyplatanos Clabouchischa Social Club Inc.	2,000
Pontiak Gonia Inc.	2,000
Port Melbourne Greek Community	2,000
Port Melbourne Greek Community Senior Citizens Club Inc.	2,000
Portarlington & Districts Greek Elderly Citizens Club Incorporated	2,000

Organisation	Payment (\$)
Portarlington Maltese Pensioner Association Inc.	2,000
Portarlington Senior Citizens Centre Inc.	2,000
Portuguese Association of Victoria Limited	2,000
Portuguese Australian Women's Association	2,000
Prahran – Chinese Elderly Citizens Association Incorporated	2,000
Prahran Chinese Women Association of Australia Inc.	2,000
Prahran Greek Seniors Club Inc.	2,000
Prahran Polish Elderly Citizens	2,000
Preston – Indochinese Elderly Refugees Association Branch	2,000
Preston Greek Senior Citizens Club Inc.	4,000
Ptolemei Association of Greek Citizens from Egypt and the Middle East Inc.	2,000
Pyramid Hill Neighbourhood House Inc.	4,240
Rabat Malta Senior Citizens Association Inc.	2,000
Rajasthani Kutumb of Victoria Inc.	2,000
Rajput Kshtriya Association of Melbourne Australia Inc.	6,000
Ray of Hope Church Australia Incorporated	4,000
Reach Community Church Incorporated	4,000
Red Chamber Chinese Opera Group Inc.	2,000
Refocus Club Melbourne Inc.	2,000
Refugee & Immigration Legal Centre Inc.	934,800
Refugee and Migrant Communities Network Inc.	2,000
Refugee Communities Association of Australia Incorporated	1,250
Refugee Council of Australia Inc.	7,000
Regional Victorians of Colour Inc.	49,735
Regioni d'Italia Bocce Association Incorporated	2,000
Regnum Marianum Hungarian School Inc.	2,000
Relaxum Group Incorporated	2,000
Reservoir Greek Elderly Citizens Group	2,000
Reskeon Maltese Association & Reskeon Seniors Group Inc.	2,000
Resurrection Catholic Church Kings Park	2,000
Reynard Street Neighbourhood House Inc.	2,500
Richmond – Indochinese Elderly Refugees Association Branch	4,000
Richmond Joy Choir Inc.	2,000
Ridny Kray Australian Ukrainian Senior Citizen Club Inc.	2,000
Ringwood Highland Games Incorporated	10,080
Risorgimento Club	2,000
River Nile Learning Centre Incorporated	30,000

Organisation	Payment (\$)
Rodriguan Social Club of Victoria	2,000
Rojava Kurdish Community Inc.	6,991
Roma Social Club Inc.	2,000
Roqaya Girls	2,000
Rosanna Macleod Circolo Pensionati Italiani Inc.	2,000
Rosebud Italian Club Inc.	2,000
Royal Melbourne Institute of Technology	333,976
Russian Ethnic Representative Council of Victoria Inc.	12,000
Russian House Melbourne Inc.	87,497
Russian Orthodox Church of the Holy Trinity	2,000
Russian Senior Citizens Club in Dandenong	2,000
Russian Senior Citizens Club of Frankston and Peninsula	2,000
Russian Television Victoria Association Incorporated	3,700
Russian Women's Ogonyok Inc.	8,000
Rustalk Incorporated	2,000
Rye and Peninsula Creek Senior Citizen Club Incorporated	2,000
Sahara Victorian Association	2,000
Saint Albans Senior Citizens Club Inc.	2,000
Saint Gaetan Society Incorporated	2,000
Salamatea House Limited	2,000
Salamfest Incorporated	133,500
Samarinda Ashburton Aged Services Inc.	2,000
Samos Island Seniors Friendly Group Incorporated	2,000
Sanathana Dharma Sathsanga Samithi Inc.	2,000
Sandringham Traders Association	2,000
Sangam Kala Group Australia Inc.	16,500
Sankat Mochan Samiti Inc.	52,684
Santa Maria Assunta Association Incorporated	4,000
Saraswati Australian Centre for Entrepreneurship Ltd	18,000
Sarbojanin Puja Utsav of Victoria Inc.	2,000
Savoy Ladies Recreation Group	2,000
Scats Senior Citizen Organization	2,000
Scots Day Out Incorporated	2,000
Scots of Victoria Coordinating Group Inc.	4,900
Segmento Foundation Pty Ltd	27,000
Senior Chilean Group Incorporated	2,000
Senior Citizen Fishing Club Macedonian Inc.	2,000
Senior Citizen Turkish Club	2,000
Senior Citizens Club – Nunawading Inc.	2,000
Senior Citizens Club of Waverley Inc.	2,000
Senior Citizens Group of Hobsons Bay	2,000
Kimisis Tis Theotokou	

Organisation	Payment (\$)
Senior Citizens Melbourne Croatia Inc.	2,000
Senior Citizens of Greek Orthodox Community of Gippsland	2,000
Senior Citizens of the Freccia Azzurra Club Incorporated	2,000
Senior Citizens of the Greek Community of Forest Hill	2,000
Senior Polish Friendship Club	2,000
Seniors Journey Inc.	2,000
Seniors Latin Club Inc.	2,000
Serbian Community Association of Australia Inc.	6,000
Serbian Pensioner Club Fitzroy Incorporated	2,000
Serbian Pensioner Club 'King Peter' Inc.	2,000
Serbian Social Services and Support Inc.	14,100
Serraion Society of Victoria Inc.	2,000
Sevdalinka Choir Inc.	2,000
Sewa International (Aust) Inc.	8,000
Shalom Association Inc.	2,000
Shanghai Chinese Overseas Friendship Association (Australia) Inc.	2,000
Shanghai Overseas Exchange Association (Australia) Inc.	2,000
Shepparton Arts Festival Inc.	32,544
Shepparton Italian Women's Group Inc.	2,000
Shepparton Malayalee Association	2,000
Shnei-Ohr Chabad Learning Centre Inc.	2,000
Shree Swaminarayan Temple – Melbourne	245,750
Shreeshakti Bengali Art and Educational Charitable Association Inc.	10,538
Sikh Community Gurmat Centre Incorporated	400,000
Sikh Community of Western Victoria Inc.	126,692
Sikh Volunteers Australia Incorporated	300,000
Singapore Merlion Club Incorporated	4,000
Singing Hearts Russian Choir	2,000
Sinhala Cultural & Community Services Foundation Inc.	2,000
Sisterworks Incorporated	4,000
Skylark Foundation (Australia) Inc.	2,000
Slavic Women's Group 'Wase Zene' Inc.	2,000
Slovenian Association Melbourne Inc.	6,000
Slovenian Australian Social and Sports Club Jadran Inc.	2,000
Slovenian Welfare and Information Office Inc.	2,000
Societa Mutuo Soccorso Isole Ltd	27,000
Society Kalamata	8,000
Socio-Cultural Syriac Incorporated	2,000
Soloukhin Russian Literature Society Incorporated	4,000
Somali Community Inc.	31,456

Organisation	Payment (\$)
Somali Council of Australia Incorporated	2,000
Somali Elders Group in Victoria Inc.	2,000
Somali Women Development Association Inc.	132,375
South American Senior Citizens Club of Frankston and Peninsula	2,000
South Caulfield Hebrew Congregation	4,000
South East Community Links	295,727
South Eastern Melbourne Vietnamese Associations Council	2,000
South Sudanese-Australian Academic Society Inc.	20,000
Southern Migrant and Refugee Centre Inc.	27,000
Spanish Association of Geelong Inc.	2,000
Spanish Speaking Elderly Group of North Melbourne Inc.	2,000
Spanish Speaking Pensioners and Senior Citizens Club of Werribee Inc.	2,000
Spanish Speaking Senior Citizens Club of Clayton	2,000
Spanish Speaking Seniors Group	2,000
Spanish Window Community Services Inc.	2,000
Sparklight Incorporated	2,000
Spectrum Migrant Resource Centre Ltd	130,375
Spinete Social Club Inc.	2,000
Spring Arts Multicultural Seniors' Association	2,000
Springvale Indo-Chinese Mutual Assistance Association Inc.	2,000
Springvale Italian Senior Citizen Club	2,000
Springvale Mandarin Network Inc.	2,000
Springvale Neighbourhood House Inc.	4,000
Springvale Senior Citizens Club	2,000
Sri Lanka Community Services Association	4,000
Sri Lanka German Technical Training Institute Old Boys Association of Aus.	1,500
Sri Lanka Inter-Campus Seniors Association in Australia	2,000
Sri Lanka Victoria Friendship Association	2,000
Sri Lanka Association of Goulburn Valley Inc.	2,500
Sri Lankan Study Ctr for Advancement of Technology and Social Welfare Inc. (Scats Australia)	2,000
Sri Raghavendra Swamy Prarthana Mandhir Melbourne	6,000
Sri Sai Siva Vishnu Temple Arts Educational and Cultural Association Inc.	4,000
SriLankan Elders Welfare Association Sewa	2,000
Srotar Ashor Inc.	8,000
Sruthi Laya Kendra (Aust) Charitable Inc.	2,000

Organisation	Payment (\$)
SSK Hindu Cultural and Educational Association Australia	2,000
St Albans Business Group Association Inc.	36,250
St Albans Indochinese Elderly Refugees Association Branch	6,000
St Anthony Senior Social Club	4,000
St Basil of Ostrog Mission Dandenong-Langwarrin Association Inc.	4,000
St Bernadette Seniors & Social Club Inc.	2,000
St Eleftherios Greek Elderly & Invalid Pensioners Group Inc.	2,000
St Francis of Assisi Filipino Senior Citizens Club of Whittlesea Inc.	2,000
St George Antiochian Orthodox Parish Association Vic Inc.	6,000
St George Serbian Orthodox Church Community St Albans Incorporated	2,000
St George Tellskuf Association Incorporated	2,000
St Helena Maltese Australian Social Club Incorporated	2,000
St John's German Lutheran Parish Springvale Inc.	12,400
St Kilda Hebrew Congregation Inc.	100,000
St Kilda, St Patrick's Fest Incorporated	10,500
St Margaret's Social Club Australian Sannat Association Inc.	2,000
St Mary Multicultural Social Club Incorporated	2,000
St Mary's Antiochian Orthodox Church Inc.	4,000
St Nicholas Antiochian Orthodox Church	4,000
St Nikola Pensioner Social Club Inc.	2,000
St Paul's Bocci Club Inc.	2,000
St Paul's Catholic Church West Sunshine	2,000
St Paul's Social Catholic Club Inc.	28,111
St Paul's South Eastern Suburbs Maltese Seniors Association Incorporated	2,000
St Sebastian Assoc. Incorporated	2,000
St Theresa's Aged and Retired Services Incorporated	2,000
Star of Mesopotamia Inc.	2,000
Stella Clavisque Club	2,000
Stella Maris Maltese Association Inc.	2,000
Stonnington Ballroom Dancing Association Incorporation	4,000
Stonnington Chinese Association Inc.	2,000
Stonnington Greek Senior Citizens Assoc. The Friendship Club	2,000
Strathmore Heights Greek Senior Citizens Club Inc.	2,000

Organisation	Payment (\$)
Sudanese Community Association of Victoria Inc.	5,400
Sudanese Mothers Coalition in Victoria Inc.	10,000
Sudd Foundation Ltd	354,833
Suez Basketball Senior Social Club Association Vic Inc.	2,000
Sunbury and District Greek Senior Club Inc.	2,000
Sunraysia Alevi Senior Citizens Inc. and Sunraysia Alevi Turkish Association	2,000
Sunraysia Mallee Ethnic Communities Council Inc.	341,827
Sunshine Business Association Inc.	36,000
Sunshine Golden Age Garden Club Inc.	2,000
Sunshine Multicultural Italian Seniors Group	2,000
Sureway International Christian Ministries Australia Inc.	24,000
Swan Hill Rural City Council	2,000
Syro-Malabar Cultural Centre Ltd	4,000
Tabulam and Templer Homes for the Aged Inc.	2,400
Taiwanese Association of Australia Melbourne Chapter Inc.	4,000
Tamil Educational Cultural & Charitable Association	2,000
Tamil Senior Citizens Fellowship (Inc.)	8,000
Tamil Seniors Social Club Incorporated	6,000
Tamil Vizhuthugal Inc.	4,400
Tamil Women Intercultural Organisation	2,000
Tamusamaj Victoria	6,000
Tangasseri Australian Association of Melbourne Inc.	4,000
Tanzanian Community Association of Victoria, Inc.	7,500
Tarneit Bharatiy Club Incorporated	2,000
Tarneit Harmony Club Inc.	2,000
Tarxien Social Club Inc.	2,000
Tatura Community House Inc.	2,000
Taylors Lakes of Lions Club	2,000
Tayyiba Institute Inc.	3,800
Telugu Association of Australia Inc.	7,200
Temple Society Australia	2,000
The 'Good Shepherd' Egyptian Seniors Association Inc.	2,000
The Albanian–Australian Community Association Inc.	6,000
The Ancient Church of the East	1,224
The Argos and District Australian Greek Senior Citizens Club of Kastoria Inc.	2,000
The Australian Association of Kastorians Inc.	2,000
The Bell Street Mall Traders	12,600
The Bendigo Chinese Association Inc.	6,960

Organisation	Payment (\$)
The Boite (Vic) Inc.	56,800
The Boroondara Chinese Senior Citizens Association Incorporated	2,000
The Bright Events Australia	6,000
The Broadmeadows Greek Elderly Citizen Club Incorporated	2,000
The Buddhist Society of Victoria Inc.	7,000
The Casey Hungarian Senior Citizens Club Inc.	2,000
The Centre: Connecting Community in North & West Melbourne Inc.	35,600
The Chinese International Cheongsam Association of Australia Incorporated	2,000
The Chinese Seniors Friendship Association of Whittlesea Inc.	2,000
The Chinese Xinjiang Senior Citizens Assoc. Inc.	2,000
The Committee of Management of the John Pandazopoulos Hall Inc.	4,000
The Community of Cypriots of the Eastern Suburbs Inc.	2,000
The Community of Cypriots of the Northern Suburbs of Melbourne Inc.	4,000
The Empowered Australian Multicultural Society Incorporated	1,200
The Federation of Associations of Spanish Speaking Senior Citizens in Victoria Inc.	2,000
The Federation of Macedonian Senior Citizens Groups of the Northern Region of Victoria Inc.	2,000
The Fiji Islamic & Cultural Society of Victoria	6,000
The Filipino Social Support Group Inc.	2,000
The Finnish Society of Melbourne Inc.	4,000
The First Hungarian Baptist Church	2,000
The Florinian Society of Melbourne Aristotelis Inc.	2,000
The Girls Who Decide Inc.	2,000
The Golden Years Senior Group Inc.	2,000
The Great Stupa of Universal Compassion Limited	30,930
The Greek Elderly Citizens Club of Heidelberg	2,000
The Greek Elderly Senior Citizen Club of Highbury	2,000
The Greek Nazarene Senior Citizens Club Inc.	2,000
The Greek Orthodox Community Box Hill and Districts Inc.	2,000
The Greek Orthodox Community of Melbourne and Victoria	304,750
The Greek Orthodox Community of Monash and Districts Inc.	2,000
The Greek Orthodox Community of Oakleigh & District Inc.	33,500

Organisation	Payment (\$)
The Greek Orthodox Community of Shepparton and District	2,000
The Greek Orthodox Community of St Albans Aghia Paraskevi	2,000
The Gurukul Inc.	7,000
The Hindu Society of Victoria (Australia) Inc.	11,923
The Interfaith Centre of Melbourne	5,999
The Islamic Elderly Group Inc.	2,000
The Italian Chamber of Commerce and Industry in Australia – Melbourne Inc.	2,750
The Italian Pension Club of Kingston Inc.	2,000
The Jewish Cultural Centre and National Library Kadimah	2,000
The Lankan Seniors Club of Melbourne Incorporated	4,000
The Lefcadian Brotherhood 'Lefcada'	29,268
The Lorian Brotherhood of Melbourne Inc.	2,000
The Macedonian Community Cultural Heritage Society Shepparton & District Inc.	2,000
The Melbourne Comhaltas Inc.	4,000
The Melbourne Vinayagar Hindu Sangam Incorporated	62,953
The Montenegrin Social Club of Australia	2,000
The Mornington Dutch Australian Seniors Club (Inc.)	2,000
The Newport Islamic Society Inc.	250,000
The Nigerian Society of Victoria	13,500
The Nunawading Greek Elderly Citizen Club	2,000
The Palestinian Seniors Club of Victoria Incorporated	8,000
The Pankorinthian Association of Melbourne and Victoria	2,000
The Philanthropic Society of Kaloneri Kozani Inc.	2,000
The Pingju Opera Association of Australia Incorporated	2,000
The Polish Community Theatre 'Miniature' After J. Szaniawski	2,000
The Redeemed Christian Church of God Incorporated	37,000
The Senior Citizen Russian Club 'Friendship' Bayside Inc.	2,000
The Sephardi Association of Victoria Inc.	2,000
The Sindhi Association of Australia Incorporated	5,000
The Somali Female Association Organisation for Peace Prosperity and Progress for all Somalis in Australia and World Wide Inc.	11,700
The Spanish Speaking Friendship Club of Springvale Inc. Third Age Group	2,000

Organisation	Payment (\$)
The St Albans Combined Pensioners Association	2,000
The Trustee for Anjuman-E-Saifee (Melbourne)	2,000
The Trustee for Daarul Arqam Trust	48,000
The Trustee for Fawkner Islamic Welfare Trust	2,000
The Trustee for Mata Chintapurni Arts/Culture & Education Trust	67,700
The Trustee for Parish of St Vasilios Brunswick Elderly	2,000
The Trustee for the Auburn Road Centre Inc. Library	25,000
The Trustee for the Foundation for the Islamic Museum of Australia	3,000
The Trustees of the Syro-Malabar Eparchy of St Thomas	14,150
The Turkish Islamic Society Mildura Inc.	2,000
The Union of Christians from Constantinople in Vic	2,000
The Vedic Society of Victoria	4,000
The Village Festival of New Performance Inc.	8,160
The Village of St Pats Inc.	2,000
The Water Well Project Limited	60,000
The Whitehorse Club Ltd	2,000
The Zoroastrian Association of Victoria Inc.	2,000
Thessaloniki Association the Whitetower Inc.	2,000
Thomastown East Greek Senior Citizens Club Inc.	4,000
Thomastown East Italian Senior Citizens Club Inc.	2,000
Tigrian Community Assoc. in Victoria	5,500
Tigrian Women's Association Victoria Inc.	2,000
Tongji University Alumni Association of Melbourne Inc.	6,000
Toscana Social Club Inc.	2,000
Turbans 4 Australia	19,000
Turkish Cypriot Elderly Women's Association Inc.	2,000
Turkish Elderly and Pensioners Association Inc.	2,000
Turkish Women's Recreation Group Inc.	2,000
Turningpoint	6,250
Twilight Performing Arts Association	6,000
U3A Chinese in Yarra Inc.	2,000
U3A Colac Otway Incorporated	2,000
U3A Moreland Inc. University of the Third Age	2,000
Ubuntu Project	198,875
UC Gospel Hall Melbourne	2,000

Organisation	Payment (\$)
Uganda The Pearl of Africa Victoria Association Inc.	9,775
Ugarit Senior Club Incorporated	2,000
Ukrainian Elderly People's Home	2,000
Ukrainian Senior Citizens Club in Melbourne Inc.	2,000
Unified Filipino Elderly Association Incorporated	4,000
Unione Nazionale Suttefficiali Italiani in Congedo Inc.	6,000
United Cultural Support Inc.	2,000
United Filipino Elderly Group Inc.	2,000
United Melbourne Muslim Alliance Incorporated	2,000
United Muslim Residents Association	2,000
United Seniors Club Incorporated	6,000
United Sri Lankan Muslim Association of Australia	2,000
United Through Football Inc.	10,800
Uniting (Victoria and Tasmania) Limited	45,000
University of the Philippines Alumni in Victoria Inc.	1,700
Upfield Soccer Club Incorporated	17,000
Utsav Melbourne Association Incorporated	21,000
Uttar Pradesh Association of Australia (UPAA) Incorporated	2,000
Uyghur Association of Victoria Inc.	2,000
Valguarnera Social Club	2,000
Vantage Point Church Inc.	2,000
Vasavi Association Victoria	5,000
Vedanta Centre of Sydney	6,000
Vic Assam	4,000
Vicentini nel Mondo Circolo di Myrtleford	2,000
Vicseg New Futures	204,250
Victoria Arya Samaj Inc.	2,000
Victoria Australia Samoa Seniors Association Inc.	2,000
Victoria Beijing Seniors Association Inc.	2,000
Victoria Chinese Culture & Arts Association	14,800
Victoria Chinese Seniors Cooking Club Incorporated	2,000
Victoria Chinese Traditional Folk Dance Assoc. Inc.	4,000
Victoria Hongkongers Association (Australia) Inc.	2,000
Victoria Hua Xin Chinese Women's Association Inc.	2,000
Victoria Malayalee Seniors Association Inc.	2,000
Victoria Tamil Senior Citizens Benevolent Society Australia Inc.	2,000
Victorian Aboriginal Community Services Association Limited	25,000

Organisation	Payment (\$)
Victorian Afghan Associations Network	11,025
Victorian Afghan Students Association	2,000
Victorian Afghan Youth Association	2,000
Victorian Arabic Social Services Inc.	2,000
Victorian Association of World War 2 Veterans from the ex Soviet Union	2,000
Victorian Assyrian Community Inc.	2,000
Victorian Bangladeshi Community Foundation (VBCF)	9,200
Victorian Chinese Seniors Incorporated	2,000
Victorian Council Greek National Day	9,600
Victorian Council of African Australian Seniors Incorporated	2,000
Victorian Cultural Association Inc.	27,000
Victorian Cultural Youth Association Inc.	7,000
Victorian Elderly Chinese Welfare Society	2,000
Victorian Foundation for Survivors of Torture Inc.	131,695
Victorian Greek/Australian Elderly Citizens Group Inc.	2,000
Victorian Harmony Inc.	2,000
Victorian Lebanese Senior Club Inc.	2,000
Victorian Nagarathar Sangam Australia	4,000
Victorian Sikh Gurduaras Council Incorporated	2,500
Victorian Women's Trust Limited	15,000
Vietnamese Arthristis Association Victoria	2,000
Vietnamese Association in Hobsons Bay	14,000
Vietnamese Australian Senior Association of Victoria Inc.	2,000
Vietnamese Community in Australia – Victoria Chapter Inc.	36,400
Vietnamese Connect and Support Association	2,000
Vietnamese Families with Special Needs Inc.	2,000
Vietnamese Museum Australia Ltd	2,120,000
Vietnamese Senior Citizens Group in Hume	2,000
Vietnamese Senior Cultural Association Inc.	4,000
Vietspeak	6,000
Village Response Collective Incorporated	20,000
Virgin Mary Mosque	2,500
Vishva Hindu Parishad of Australia Incorporated	7,400
Viva A Vida Foundation Ltd	4,500
Vizzini Social Club	2,000
Voluntary Outreach Club Incorporated	2,000
VP Community Holdings Ltd	55,000
Walker Close & Brooklyn Hall Association Incorporated	2,000

Organisation	Payment (\$)
Wandin and District Senior Citizen Club Incorporated	2,000
Wangaratta Rural City Council	59,727
Warrandyte Senior Citizens Centre Inc.	2,000
Waterways Residents Association Incorporated	12,006
Waverley Chinese Senior Citizens Club Inc.	2,000
Waverley Community Learning Centre Inc.	2,000
We Belong Australia Incorporated	14,000
We Support You Ltd	2,000
Welcome Senior Women's Group Inc.	2,000
Welcome to Eltham Incorporated	2,000
Werribee Park Heritage Orchard	5,500
Werribee Senior Citizens Club	2,000
West Seniors Asso. Incorporated	4,000
West Sunshine Greek Citizens Club	2,000
West Sunshine Multicultural Senior Citizens Centre Incorporated	2,000
West Sunshine Multicultural Spanish Senior Citizens Inc.	4,000
West Sunshine Turkish Senior Citizens Group	2,000
West Welcome Wagon Inc.	45,000
Western (Vic) Tamil Seniors Club Inc.	4,000
Western Chinese Friendship Association	4,000
Western Edge Youth Arts Inc.	12,599
Western Gymkhana Club Inc.	2,000
Western Karen Elder Group Incorporated	2,000
Western Melbourne Evangelical Church Inc.	2,000
Western Region Maltese Women's Group	2,000
Western Suburbs Greek Seniors Group Inc.	2,000
Western Suburbs Maltese Association Inc.	2,000
Western United SC Incorporated	20,925
Western Women Support Group of Victoria (WWSG) Incorporated	4,000
Whitehorse Chinese Senior 'You Yi' Friendship Association	8,000
Whittlesea & District Greek Elderly Citizen Club Incorporation	4,000
Whittlesea Chinese Association Inc.	2,000
Whittlesea Combined Pensioners Association Inc.	2,000
Whittlesea Community Connections	15,000
Whittlesea Community Connections Inc.	47,500
Whittlesea Interfaith Network	2,000
Whittlesea Malaysian Social & Seniors Club Inc.	2,000
Whittlesea Maltese Senior Citizens Club Inc.	2,000

Organisation	Payment (\$)
Whittlesea Northern Cyprus Turkish Women's Group Inc.	2,000
Whittlesea Senior Citizens Club	2,000
Whittlesea Turkish Women's Association Inc.	2,000
Whittlesea U3A Inc.	2,000
Whittlesea Womenhood Association Inc.	2,000
Williamstown and Districts Greek Elderly Club Inc.	2,000
Williamstown Italian Social Club Inc.	2,000
Wimmera Development Association Incorporated	2,000
Wingate Avenue Community Centre Inc.	2,000
Wisdom Senior Club Incorporated	2,000
Women's Federation for World Peace Australia INC	64,036
Women's Friendship Group	2,000
Women's Greek Club Olympia	2,000
Wonthaggi Italian Senior Citizens Club Inc.	2,000
Wyndham City Council	190,000
Wyndham Community & Education Centre Inc.	130,375
Wyndham Diwali Incorporated	31,500
Wyndham Park Community Centre Incorporated	45,000
Xinjiang Chinese Association of Australia Inc.	2,000
Ya Bahaya Incorporated	2,000
Ya Hui Arts Association of Melbourne Inc.	2,000
Yachad Senior Citizens Club	2,000
Yarra Chinese Friendship Association Incorporated	4,000
Yarra Chinese Mini-Fiction Writers Association of Australia Inc.	5,500
Yarra Ethnic Arts Exchange Association Inc.	8,000
Yarra Healthy Life Association Inc.	2,000
Yarra Valley ECOSS Inc.	9,000
Yarra Valley Italian Cultural Group Inc.	2,000
Yogi Divine Society Ltd	2,000
Yoruba Heritage and Cultural Association of Victoria Inc.	39,215
Young Generation Filipino Senior Citizens Club of the South East Inc.	2,000
Young Guard Inc.	2,000
Young Yeshivah Victoria Inc.	4,000
Youth of Zhangzhou Association Victoria Inc.	2,000
Yugoslav Australian Workers Centre Brotherhood Unity Inc.	2,000
Zenobia Association Incorporated	2,000
Zhangzhou Origin Association of Victoria	2,000
Zhangzhou Senior Club	2,000

Organisation	Payment (\$)
Zimbabwean Community in Australia (Victoria)	2,000
Zionism Victoria	1,363
Zotung Community in Australia	2,000
Total	28,862,565

Office for Disability

Changing Places

Organisation	Payment (\$)
Apollo Bay and District Historical Society Inc.	29,370
Australian Centre for the Moving Image	57,800
Avenel Museum, Courthouse, Public Recreation and Playground Reserves Incorporated	29,476
Banyule City Council	100,000
Barwon Coast Committee of Management Incorporated	180,000
Bass Coast Shire Council	100,000
Bayside City Council	180,000
Bellarine Bayside Foreshore Committee of Management Incorporated	180,000
Campaspe Shire Council	445,683
Camperdown Pastoral and Agricultural Society Inc.	23,636
Cardinia Shire Council	70,000
Central Highlands Group Training Inc.	100,000
City of Darebin	26,152
Colac Otway Shire Council	180,000
Contemporary Arts Precincts Ltd	128,313
East Gippsland Shire Council	180,000
Falls Creek Alpine Resort	180,000
Great Ocean Road Coast and Parks Authority	54,779
Greater Bendigo City Council	180,000
Hobsons Bay City Council	180,000
Indigo North Health Inc.	80,910
Koorie Heritage Trust Incorporated	47,618
Maroondah City Council	180,000
Melbourne City Council	180,000
Mildura Rural City Council	148,550
Moonee Valley City Council	211,750
Murrindindi Shire Council	136,800
Nillumbik Shire Council	413,431
Orwil Street Community House Incorporated	10,000
Phillip Island Nature Park Board of Management Incorporated	135,000
Queenscliffe Maritime Museum Incorporated	122,709
Remembrance Parks Central Victoria	4,870
Rural City of Wangaratta	180,000
Shire of Alpine	100,000

Organisation	Payment (\$)
Shire of Indigo	356,700
Southern Grampians Shire Council	180,000
The Scout Association of Australia Victorian Branch	10,000
Waranga Boat Club Inc.	75,000
Warracknabeal Band and Scout Hall Incorporated	51,336
Wodonga City Council	143,530
Yarra City Council	90,200
Total	5,463,613

Disability self-help

Organisation	Payment (\$)
Access Incorporated	2,000
Ashwood ParkinSong Peer Support Group	5,000
Aspergers Victoria Incorporated	3,000
Autism Family Support Association Inc.	4,580
Bairnsdale Parkinson's Peer Support Group	5,000
Barwon Region MND Support Group	300
BPD Community Victoria Ltd	5,000
Brain Injury Matters Incorporated	5,000
CALD MS Peer Support Group	1,750
Camberwell Parkinson's Peer Support Group	1,700
Carers & Parents Support Group Inc.	5,000
Carers of Kids with Additional Needs (Hamilton)	100
Chinese Parents Special Support Network Incorporated	5,000
Cranbourne Stroke Support Group	1,500
Different Journeys Incorporated	5,000
Disability Resources Centre Inc.	5,000
Essendon Parkinson's Support Group Inc.	4,147
Ethnic Council of Shepparton and District Inc.	5,000
Euroa Community Action Group Incorporated	5,000
Geelong Parkinson's Peer Support Group	2,500
Grampians Disability Advocacy Association Inc.	4,900
Leadership Plus Inc.	4,500
Maine Connection	3,045
Manningham Inclusive Community Housing Inc.	2,836
Mansfield Living with Parkinsons Group Incorporated	3,500
Mansfield Support Group for Carers and People with Special Needs Incorporated	3,500
Mill Park Peer Support Group	2,000
Mixed Nuts Media Inc.	5,000

Organisation	Payment (\$)
MS Blackburn Peer Support Discussion Group	2,500
MS Mixed Peer Support Group	2,000
Music and the Brain Foundation Ltd	4,000
Parkinson's Victoria Limited	2,000
People with Multiple Sclerosis – (Vic) Inc.	5,000
Rainbow Rights and Advocacy	1,470
Reservoir Neighbourhood House Inc.	5,000
Rosebud MS Peer Support Group	2,035
Shepparton MS Peer Support Group	5,000
South East Muscular Dystrophy Adult Support Group	3,680
South West MS Support Group (Dinner)	200
Sunraysia Carers Support Group Incorporated	5,000
Supportive Families and Friends Association Incorporated	1,860
United Brains	4,320
Uniting (Victoria and Tasmania) Limited	5,000
UsherKids Australia Ltd	3,500
Vietnamese Families with Special Needs Inc.	5,000
Wimmera Parkinson's Peer Support Group	800
Total	\$159,223

Support to veterans in Victoria

Organisation	Payment (\$)
Adventure Works Australia Ltd	38,000
Air Force Association – Victoria	15,000
Ararat Legacy Club Incorporated	2,195
Australian Commando Association Victoria Inc.	2,139
Australian Hellenic Memorial Foundation	2,000
Australian Peacekeeper & Peacemaker Veterans' Association Victoria	86,990
Ballarat City Council	50,000
Ballarat Veterans Assistance Centre Incorporated	4,000
Bass Valley Lions Club	15,000
Battle for Australia Foundation in Victoria	11,000
Beaufort Historical Society	500
Bendigo District RSL Sub-Branch Inc.	1,758
Bendigo Legacy Club	5,590
Boer War Association of Victoria Inc.	2,900
Boroondara City Council	8,730
Borough of Queenscliffe	7,000
Bright RSL Sub-Branch Incorporated	20,928
Caroline Springs RSL Sub-Branch Inc.	23,900
Carry On (Victoria)	203,000
Country Fire Authority	2,000
Digby Recreation Reserve & Hall Committee of Management	4,416

Organisation	Payment (\$)
Doncaster RSL Sub-Branch Incorporated	20,000
Emerald RSL Sub-Branch	4,378
Epping RSL Sub Branch of the Vic Returned Services League of Australia	50,000
Fawkner RSL Sub-Branch Patriotic Fund	37,000
Flemington & Kensington RSL Club	2,000
Flemington/Kensington RSL Sub-Branch Patriotic Fund	58,500
Frankston Naval Memorial Club Incorporated	34,527
Friends of Gallipoli Inc.	21,600
Friends with Horses Inc.	11,364
Gippsland Grammar	2,500
Gisborne Macedon Ranges RSL Sub-Branch	9,000
Goorambat Veterans' Retreat Incorporated	75,000
Greater Geelong Creative Inc.	1,000
Greater Shepparton City Council	10,443
Healesville RSL Sub-Branch Inc.	45,500
History Guild Ltd	1,000
Horsham RSL Sub-Branch Incorporated	16,000
Imvrians Society of Melbourne Incorporated	5,177
Inglewood and District Historical Society Inc.	1,760
Inverloch RSL Sub-Branch Incorporated	25,900
Keilor East RSL Sub Branch Incorporated	16,000
Kingston Friends of The Avenue Incorporated	48,009
Leongatha RSL Sub Branch Inc.	14,888
Lilydale RSL Sub Branch Incorporated	45,000
Lions Club of Riddells Creek Inc.	50,000
Loddon Shire Council	2,000
Macedon Ranges Group of Bendigo Legacy	6,000
Macedon Ranges Shire Council	100,000
Mansfield RSL Sub Branch	10,916
Melbourne Anglican Trust Corporation	20,289
Melbourne Legacy	131,500
Melbourne's Living Museum of the West Inc.	1,500
Mentone RSL Sub-Branch Inc.	50,000
Montmorency-Eltham RSL Sub-Branch Inc.	27,008
Mount Alexander Shire Council	50,000
Mount Evelyn RSL Sub-Branch	1,000
Mount Macedon Memorial Cross Reserve Committee of Management	1,000
Moyne Shire Council	50,000
Museum of Chinese Australian History	20,250
Musicult Inc.	15,000
Myrtleford RSL Sub-Branch Inc.	35,200

Organisation	Payment (\$)
Nagambie RSL Sub-Branch	1,000
Newport RSL Sub-Branch Inc.	42,500
Oakleigh-Carnegie RSL Sub-Branch Inc.	33,740
Path of the Horse Ltd	52,000
Paynesville RSL Sub-Branch	50,000
Redcliffs/Irymple RSL Sub-Branch	6,100
Returned & Services League of Australia (Victorian Branch) Inc.	356,626
Rosedale RSL Sub-Branch	7,900
Rotary Club of Monash Incorporated	2,000
Royal Melbourne Institute of Technology	1,000
Sail & Adventure Limited	33,444
Seaford RSL Sub-Branch Inc.	1,150
Seaworks Foundation	500
Seville Primary School	1,000
Seymour RSL Sub-Branch Inc.	30,500
Shrine of Remembrance Trustee	6,053,410
Society Kalamata	1,500
Soldier On Limited	153,000
Sorrento Portsea RSL Sub Branch	23,300
South Gippsland Group of Melbourne Legacy Inc.	7,200
Spotswood/Kingsville RSL Sub-Branch Inc.	4,000
Terang RSL Sub-Branch	5,000
The Legacy Club of Ballarat Inc.	19,500
The Legacy Club of Shepparton Inc.	2,000
The Weary Dunlop Foundation	6,600
Tooborac Mechanics Hall and Reserve Committee of Management	10,000
Torquay RSL Sub-Branch Inc.	1,000
Totally & Permanently Incapacitated Ex-Servicemen and Women's Assoc. of Vic. Inc.	58,229
Trafalgar Holden Museum Inc.	30,000
Vasey RSL Care Limited	50,000
Veteran Housing Australia Pty Ltd	31,819
Vetride Incorporated	30,000
Vietnam Veterans Association of Australia Victorian Branch	250,000
Vietnam Veterans Federation Victorian Branch Incorporated	11,000
Warragul RSL Sub Branch Incorporated Inc.	53,366
Watsonia RSL Sub-Branch Inc.	3,000
Werribee RSL Sub Branch Inc.	23,947
Wesley College Melbourne	5,500
Wodonga Institute of TAFE	200,000
Woodend RSL Sub-Branch (Inc.)	15,093
Yea-Kinglake RSL Sub-Branch Inc.	2,000
Total	9,305,180

Women's policy

Organisation	Payment (\$)
AfriAus iLEAC: Inspire Lead Educate Advocate for Change Incorporated	200,000
Africare Community Services Inc.	9,200
Anchor Inc.	10,000
Arapiles Community Theatre Inc.	10,000
Australian Chaldean Family Welfare Inc.	4,995
Australian Women in Solar Energy	120,000
Automotive Food Metals Engineering Printing & Kindred Industries Union	305,000
Bakhtar Cultural & Publishing Association	10,000
Bhutanese Organisation in Australia Inc.	10,000
Bonnie Doon Football Club Inc.	7,630
Brotherhood of St Laurence	290,000
Bruh Tesfa Ethiopian Youth and Parents Social Support Services	7,150
Carringbush Adult Education Inc.	9,906
Council of Single Mothers and Their Children Inc.	7,750
Different Journeys Incorporated	5,000
East African Women's Foundation	10,000
Engage Pasefika Inc.	10,000
Federation University Australia	55,253
Fijian Community Association Victoria	10,000
Fitted for Work Limited	150,000
Gender Equity West (GenWest) Inc.	300,000
Gippsland Women's Health Inc.	7,000
Griffith University	59,965
Her Connection	10,000
House of Persia Community & Cultural Centre Inc.	8,000
Housing for the Aged Action Group Incorporated	10,000
International Women's Development Agency	420,261
Jewish Care (Victoria) Inc.	7,000
Juno Services Inc.	10,000
Karuna Compassion in Action Incorporated	9,045
Line Wangaratta Inc.	10,000
Manna Gum Community House Inc.	2,950
Migrant Women in Business Pty Ltd	50,000
Monash University	50,691
Multicultural Association of Community Empowerment Incorporated	10,000
Multicultural Centre for Women's Health Inc.	300,000
National Association of Women in Operations	100,000
Nepalese Neighbourhood Community Incorporated	10,000
Ngarrimili Ltd	350,000

Organisation	Payment (\$)
Ngwala Willumbong Aboriginal Corporation	10,000
Not One More Niki Inc.	10,000
Per Capita Australia Limited	2,000
Queensland University of Technology	59,850
Regional Runways Incorporated	10,000
Regional Victorians of Colour Inc.	9,360
Rotary Inner Melbourne Emergency Relief Network Inc.	10,000
Sisterworks Incorporated	260,000
South East Community Links	10,000
Space2b Social Design Inc.	10,000
Stem Sisters Vic Incorporated	10,000
The Boite (Vic) Inc.	10,000
The Portsea Camp	10,000
Tyntyndyer Homestead Incorporated	9,278
University of Melbourne	56,201
Victorian Trades Hall Council	275,000
Whittlesea Community Connections Inc.	10,000
Wimmera Regional Sports Assembly	5,000
Wine Network Incorporated	10,000
WINR – Women in North Richmond Incorporated	9,800
Women's Empowerment and Leadership Community Incorporated	10,000
Women's Health Victoria Inc.	10,000
Women's Health Goulburn North East	300,000
Women's Health Loddon Mallee Inc.	310,000
Women with Disabilities Victoria Incorporated	200,000
Total	4,593,285

Youth

Organisation	Payment (\$)
Aboriginal Wellness Foundation Limited	60,000
Africa Day Australia Inc.	35,000
Alpine Shire Council	80,500
Al Siraat College Inc.	2,000
Ames Australia	45,000
Anchor Inc.	2,000
Ardoch Limited	45,000
Arts Access Society Inc.	45,000
Auspicious Arts Projects Inc.	35,000
Australian Broadcasting Corporation	100,000
Baimbridge College	9,800
Ballarat City Council	87,500
Ballarat Specialist School	9,800
Banksia Gardens Association Incorporated	45,000
Banyule City Council	87,000
Banyule Community Health	275,000
Baringa Special School	3,630
Barwon Valley School	9,800

Organisation	Payment (\$)
Bass Coast Shire Council	8,600
Bass Coast Specialist School	9,800
Baw Baw Shire Council	85,500
Bayside City Council	35,000
Bayside P-12 College	9,800
Bayswater Secondary College	9,800
Beaufort Secondary College	9,800
Bellarine Community Health Ltd	60,000
Bellarine Training and Community Hub	2,000
Belvoir Wodonga Special Developmental School	4,800
Benalla P-12 College	9,800
Benalla Rural City Council	127,500
Bendigo Special Developmental School	9,800
Birchip Neighbourhood House Inc.	37,500
Bluebird Foundation Inc.	45,000
Bonnie Doon Community Group Inc.	45,000
Boronia K-12 College	9,800
Boroondara City Council	82,000
Brave Foundation	2,000
Braybrook College	9,800
Brimbank City Council	37,000
Broadmeadows Special Developmental School	9,800
Brophy Family & Youth Services Incorporated	4,000
Campaspe Cohuna Local Learning and Employment Network Inc.	2,000
Campaspe Shire Council	77,750
Cardinia Shire Council	80,000
Carwatha College P-12	8,300
Casey City Council	80,000
Casterton Secondary College	7,222
CatholicCare Victoria	142,500
Central Goldfields Shire Council	87,500
Central Grampians Local Learning and Employment Network Incorporated	90,000
Centre for Multicultural Youth	5,194,441
Chaffey Secondary College	7,845
Charles La Trobe P-12 College	9,471
Cire Services Incorporated	2,000
City of Darebin	37,000
City of Greater Dandenong	87,000
City of Greater Geelong	485,500
City of Maribyrnong	85,000
City of Port Phillip	35,000
City of Whittlesea	185,000
Cobden Technical School	9,800
Cobram and District Specialist School	9,800
Cobram Secondary College	9,800
Cohuna Neighbourhood House Incorporated	2,000
Colac Otway Shire	67,750
Colac Secondary College	9,800

Organisation	Payment (\$)
Colac Specialist School	8,104
Collingwood College	9,800
Community Health Advancement and Student Engagement Inc.	50,000
Copperfield College	9,800
Corangamite Shire Council	76,550
Corryong Neighbourhood House Inc.	45,000
Cranbourne Secondary College	6,947
Creswick Neighbourhood Centre Inc.	2,000
Croydon Community School	9,800
Croydon Special Developmental School	8,338
Cultural Infusion Foundation Ltd	35,000
Dandenong High School	9,800
Dandenong Valley Special Developmental School	8,991
Deaf Australia Incorporated	50,000
Different Journeys Incorporated	50,000
Dimboola Memorial Secondary College	9,800
Disability Sport and Recreation	2,000
Drummond Street Services Inc.	80,000
EACH	61,400
Eaglehawk Secondary College	9,470
East Gippsland Shire Council	35,500
East Gippsland Specialist School	9,800
Echuca Twin Rivers Specialist School	9,800
Elevation Secondary College	2,000
Emerald Centre for Hope and Outreach Incorporated	45,000
Emerson School	9,800
Epping Secondary College	7,391
Euroa Secondary College	151
Fijian Community Association Victoria	2,000
Fitzroy Learning Network Inc.	2,000
Flying Fox Services Limited	2,000
Food Is Free Inc.	2,000
Forrest & District Neighbourhood House Inc.	2,000
Frankston City Council	104,500
Frankston Special Developmental School	2,330
Gippsland East Local Learning & Employment Network	60,000
Girl Guides Association of Victoria	250,000
Gleneagles Secondary College	9,800
Glen Eira City Council	47,000
Glenelg Shire Council	87,500
Glenroy Private Ltd	2,000
Glenroy Secondary College	9,800
Golden Plains Shire Council	87,500
Grampians Community Health	35,500
Greater Bendigo City Council	87,500
Greater Shepparton City Council	80,500
Greater Shepparton Secondary College	9,800
Hamlyn Views School	46

Organisation	Payment (\$)
Hampton Park Secondary College	9,800
Healesville High School	9,800
Heatherwood School	9,800
Hepburn Shire Council	35,500
Heywood District Secondary College	9,800
Hindmarsh Shire Council	87,500
Hiphopportunities for Youth Incorporated	62,750
Hobsons Bay City Council	64,500
Holy Eucharist Catholic Church St Albans South	2,000
Hopetoun P-12 College	4,800
Hoppers Crossing Secondary College	9,450
Horsham Neighbourhood House Incorporated	2,000
Horsham Rural City Council	80,500
Horsham Special Developmental School	9,800
Hume Central Secondary College	9,800
Hume City Council	87,000
Hume Valley School	11,800
Indigo Shire Council	85,500
Jacana School for Autism	9,800
Jackson School	9,800
Jika Jika Community Centre Inc.	2,000
John Fawkner Secondary College	9,800
Kalianna Special School	9,800
Keilor Downs Secondary College	2,000
Keysborough Secondary College	9,800
Kiana Jackson	2,000
Kiilalaana Pty Ltd	140,499
Kingston City Council	82,000
Know Your Roots (KYR) Incorporated	35,500
Knox City Council	69,500
Kurnai College	9,800
Kurunjang Secondary College	9,800
Kyabram Blue Light	2,000
Kyabram P-12 College	9,800
Kyneton Community & Learning Centre Inc.	50,000
Lake Bolac College	9,800
Lalor North Secondary College	9,404
Lalor Secondary College	9,800
Latrobe City Council	22,500
Latrobe Special Developmental School	2,508
Latrobe Youth Space Incorporated	1,430,000
Laverton P-12 College	9,800
Learning and Life Centre (Huddle) Ltd	275,000
Liberty Unity Organization Life Global Foundation Australia (LUOLGFA) Incorporated	2,000
Line Wangaratta Inc.	2,000
Little Dreamers Australia Co Ltd	17,500
Lowanna College	8,119
Lynall Hall Community School	5,624

Organisation	Payment (\$)
Lyndale Secondary College	9,800
Lyndhurst Secondary College	11,800
Macedon Ranges Shire Council	87,500
Manor Lakes P-12 College	1,900
Mansfield Shire Council	87,500
Maribyrnong and Moonee Valley Local Learning and Employment Network Inc.	45,000
Marnebek School Cranbourne	9,800
Maroondah City Council	87,000
Maryborough Education Centre	9,501
McClelland Secondary College	9,800
Melba Secondary College	9,800
Melton City Council	37,000
Melton Secondary College	9,800
Melton Specialist School	11,800
Merriang Special Developmental School	9,800
Merri River School	9,800
Mildura Rural City Council	82,500
Mildura Senior College	9,449
Minus18 Foundation Ltd	85,000
Mitchell Community Radio Incorporated	1,050
Mitchell Shire Council	87,500
Moira Shire Council	37,500
Monash City Council	87,000
Monterey Secondary College	9,800
Moonee Valley City Council	87,000
Moorabool Shire Council	205,242
Moreland City Council	37,000
Mornington Peninsula Shire Council	28,900
Mount Alexander Shire Council	95,500
Mount Ridley P-12 College	9,800
Mount Rowan Secondary College	9,800
Moyne Shire Council	87,500
Murrindindi Shire Council	95,500
Murtoa College	9,800
MYLI – My Community Library Ltd	2,000
Naranga School	9,745
Narre Warren South P-12 College	9,800
Nathalia Secondary College	9,800
Neerim District Secondary College	9,800
Nelson Park School	7,630
Newcomb Secondary College	8,890
Nhill College	9,800
Nillumbik Shire Council	387,000
Noble Park English Language School	5,925
Noble Park Secondary College	9,800
North Central Goldfields Regional Library Corporation	2,000
North Central LLEN Inc.	100,000
Northern Bay P-12 College	9,800
Northern District Community Health	127,000
North Geelong Secondary College	9,800
Numurkah Secondary College	9,800

Organisation	Payment (\$)
Oakwood School	9,800
Oberon High School	9,800
Ocean Grove & District Men's Shed Inc.	2,000
Old Courthouse Committee of Management Inc.	2,000
Open House Christian Involvement Centres	2,000
Operation Newstart Inc.	45,000
Orbost Secondary College	8,869
Orygen	49,000
Ouyen P-12 College	9,800
Pakenham Secondary College	3,229
Pascoe Vale Girls Secondary College	9,800
Peninsula Specialist College	9,800
Peter Lalor Secondary College	9,800
Phoenix P-12 Community College	9,800
Point Cook Senior School	2,000
Portland Bay School	9,800
Portland Secondary College	9,800
Preston Neighbourhood House Inc.	62,000
Pyrenees Shire Council	47,000
Queenscliff Music Festival	35,500
Ranges Academy of Performing Arts (RAPA) Inc.	17,500
Red Cliffs Secondary College	5,755
Relationships Australia (Victoria) Limited	2,000
Reservoir High School	9,800
Robinvale College	6,306
Roxburgh College	1,655
Run 4 It Ltd	2,000
Rushworth P-12 College	8,024
Sale and District Specialist School	9,800
Sale College	9,800
Self Help Addiction Resource Centre Inc.	2,000
Seymour College	9,800
Shire of Strathbogie	85,500
Shire of Towong	29,550
Sierra Leone Australia Friendship Association (SLAFA)	2,000
Skene Street School Stawell	5,800
South East Australian Aboriginal Justice Services Limited	129,000
South East Community Links	354,500
Southern Grampians Shire Council	35,500
South Gippsland Shire Council	80,500
South Gippsland Specialist School	9,800
Springvale Park Special Developmental School	5,659
St Albans Secondary College	9,800
Staughton College	3,378
St Mary's Syro-Malabar Parish Melbourne West	2,000
St Monicas College	2,000
Stonnington City Council	62,500

Organisation	Payment (\$)
Strong Brother Strong Sister Pty Ltd	140,499
Student Youth Network Inc.	100,000
Sunraysia Community Health Services Limited	50,000
Sunshine College	9,800
Surf Coast Shire	117,500
Sussex Neighbourhood House Inc.	47,000
Suzanne Cory High School	2,000
Swan Hill College	9,800
Swan Hill Rural City Council	238,000
Swan Hill Specialist School	9,800
Sydney Road Community School	9,096
Tarneit Senior College	9,800
The Florinian Society of Melbourne Aristotelis Inc.	2,000
The Foundation for Young Australians	45,000
The Gr8 M8s Foundation Incorporated	2,000
The Grange P-12 College	9,800
The Kevin Heinze Garden Centre Inc.	17,500
The Push Incorporated	650,000
The Reach Foundation	45,000
The Rural Foundation Ltd	50,000
The Scout Association of Australia Victorian Branch	937,500
The Trustee for the Salvation Army (Victoria) Property Trust	52,000
The Young Men's Christian Association of Ballarat Youth Services Inc.	50,000
Travancore School	9,800
Try Australia	2,000
Tyrrell College	2,000
Umeed Psychology Pty Ltd	2,000
Uniting (Victoria and Tasmania) Limited	550,000
Upper Yarra Secondary College	9,800
Verney Road School	9,800
VICSEG New Futures	50,000
Victorian Aboriginal Child Care Agency Co Op Ltd	45,000
Victorian Afghan Students Association	2,000
Victorian College for the Deaf	8,175
Victorian YMCA Community Programming Pty Ltd	85,500
Victorian YMCA Youth & Community Services Inc.	290,000
Victoria University Secondary College	9,800
Virtual School Victoria	8,875
Waalitj Foundation Limited	45,000
Wakakirri Story-Dance Association Incorporated	200,000
Wangaratta District Specialist School	9,800
Wangaratta Rural City Council	82,500
Waratah Special Developmental School	9,800
Warracknabeal Secondary College	9,300

Organisation	Payment (\$)
Warracknabeal Special Developmental School	9,800
Warragul and District Specialist School	9,800
Warringa Park School	9,800
Warrnambool City Council	87,500
Wedderburn College	9,408
Weeroona College Bendigo	8,101
Wellington Secondary College	9,800
Wellington Shire Council	35,500
Werrimull P-12 School	6,800
Westall Secondary College	8,800
Western District Health Service	45,000
Western English Language School	9,800
Western Heights Secondary College	9,800
Western Port Secondary College	9,800
West Wimmera Shire Council	85,500
Whitehorse City Council	35,000
Whittlesea Community Connections Inc.	132,500
Whittlesea Secondary College	9,800
Willum Warrain Aboriginal Association Incorporation	140,499
Winda-Mara Aboriginal Corporation	140,499
Wodonga City Council	35,500
Wodonga Middle Years College	8,235
Wodonga Senior Secondary College	17,800
Wollert Secondary College	2,000
Woodend Neighbourhood House Inc.	2,000
Woodmans Hill Secondary College	9,800
Workways Australia Limited	45,000
Wrangler Studios Melbourne Inc.	35,000
Wycheproof P-12 College	2,000
Wyndham City Council	230,000
Wyndham Community & Education Centre Inc.	1,214,000
Yarra City Council	131,100
Yarra Hills Secondary College	9,800
Yarram and District Health Service	50,000
Yarram Secondary College	6,399
Yarra Ranges Shire Council	76,166
Yarraville Community Centre Inc.	2,000
Yarraville Special Developmental School	9,800
Yarriambiack Shire Council	35,500
Young Change Agents Limited	45,000
Young Workers Centre Incorporated	2,000
Youth Affairs Council of Victoria Inc.	2,468,771
Youth Albury Wodonga Inc.	60,000
Youth Insearch Foundation (Aust) Inc.	67,500
Youth Projects Ltd	45,000
Yuille Park P-8 Community College	9,800
Total	\$25,829,361

Additional departmental information available on request

In compliance with the requirements of the Standing Directions 2018 under the *Financial Management Act 1994*, details in respect of the items listed below have been retained by the department and are available on request, subject to the provisions of the *Freedom of Information Act 1982*.

- > a statement that declarations of pecuniary interests have been duly completed by all relevant officers
- > details of shares held by a senior officer as nominee or held beneficially in a statutory authority or subsidiary
- > details of publications produced by the entity about itself, and how these can be obtained
- > details of changes in prices, fees, charges, rates and levies charged by the entity
- > details of any major external reviews carried out on the entity
- > details of major research and development activities undertaken by the entity
- > details of overseas visits undertaken including a summary of the objectives and outcomes of each visit
- > details of major promotional, public relations and marketing activities undertaken by the entity to develop community awareness of the entity and its services
- > details of assessments and measures undertaken to improve the occupational health and safety of employees
- > a general statement on industrial relations within the entity and details of time lost through industrial accidents and disputes
- > a list of major committees sponsored by the entity, the purposes of each committee and the extent to which the purposes have been achieved
- > details of all consultancies and contractors including consultants/contractors engaged; services provided; and expenditure committed to for each engagement.

Requests for additional information may be made in writing to the following:

Executive Director, Strategic Planning and Intergovernmental Relations
GPO Box 1774 Melbourne Vic 3001

[Email Executive Director, Strategic Planning and Intergovernmental Relations](mailto:DFFHcorporate.reporting@dffh.vic.gov.au)

<DFFHcorporate.reporting@dffh.vic.gov.au>

Disclosure index

The annual report of the Department of Families, Fairness and Housing is prepared in accordance with all relevant Victorian legislation. This index has been prepared to facilitate identification of the department's compliance with statutory disclosure requirements (FRD 10A).

Click on the page number (Ctrl+click in Microsoft Word) to refer to the relevant requirements for the corresponding disclosure requirements, or alternatively, refer to the corresponding page references.

Report of operations

Legislation	Requirement	Page reference
Charter and purpose		
FRD 22H	Manner of establishment and the relevant Ministers	6
FRD 22H	Purpose, functions, powers and duties	9
FRD 8D	Departmental objectives, indicators and outputs	23
FRD 22H	Key initiatives and projects	25
FRD 22H	Nature and range of services provided	9–12
Management and structure		
FRD 22H	Organisational structure	19
Financial and other information		
FRD 8D	Performance against output performance measures	50–61
FRD 8D	Budget portfolio outcomes	65–67
FRD 10A	Disclosure index	235
FRD 12B	Disclosure of major contracts	87
FRD 15E	Executive officer disclosures	78
FRD 22H	Employment and conduct principles	68
FRD 22H	Occupational health and safety policy	80
FRD 22H	Summary of the financial results for the year	64
FRD 22H	Significant changes in financial position during the year	64
FRD 22H	Major changes or factors affecting performance	64
FRD 22H	Subsequent events	24
FRD 22H	Application and operation of <i>Freedom of Information Act 1982</i>	100
FRD 22H	Compliance with building and maintenance provisions of <i>Building Act 1993</i>	93
FRD 22H	Statement on National Competition Policy	86
FRD 22H	Application and operation of the <i>Public Interest Disclosures Act 2012</i>	94
FRD 22H	Application and operation of the <i>Carers Recognition Act 2012</i>	95
FRD 22H	Details of consultancies over \$10,000	87
FRD 22H	Details of consultancies under \$10,000	234
FRD 22H	Disclosure of government advertising expenditure	91

Legislation	Requirement	Page reference
FRD 22H	Disclosure of ICT expenditure	100
FRD 22H	Statement of availability of other information	234
FRD 24D	Reporting of office-based environmental impacts	101
FRD 25D	Local Jobs First	84
FRD 29C	Workforce data disclosures	68
SD 5.2	Specific requirements under Standing Direction 5.2	2
Compliance attestation and declaration		
SD 5.4.1	Attestation for compliance with Ministerial Standing Direction	113
SD 5.2.3	Declaration in report of operations	2

Financial report

Ministerial directions	Requirement	Page
Declaration		
SD 5.2.2	Declaration in financial statements	115
Other requirements under Standing Directions 5.2		
SD 5.2.1(a)	Compliance with Australian accounting standards and other authoritative pronouncements	115
SD 5.2.1(a)	Compliance with Standing Directions	115
SD 5.2.1(b)	Compliance with Model Financial Report	115
Other requirements as required by FRDs in notes to the financial statements ⁱ		
FRD 9B	Departmental disclosure of administered assets and liabilities by activity	144
FRD 11A	Disclosure of ex gratia expenses	180
FRD 13	Disclosure of parliamentary appropriations	127–128
FRD 21C	Disclosures of responsible persons, executive officers and other personnel (contractors with significant management responsibilities) in the financial report	184
FRD 103H	Non-financial physical assets	181, 195, 200
FRD 110A	Cash flow statements	122, 201
FRD 112D	Defined benefit superannuation obligations	131
FRD 114C	Financial instruments – general government entities and public non-financial corporations	167

Note: FRD = Financial Reporting Direction; SD = Standing Direction

ⁱ References to FRDs have been removed from the disclosure index if the specific FRDs do not contain requirements that are in the nature of disclosure.

Full report

Legislation	Page
<i>Building Act 1993</i>	93
<i>Carers Recognition Act 2012</i>	95
<i>Children, Youth and Families Act 2005</i>	97
<i>Disability Act 2006</i>	96
<i>Financial Management Act 1994</i>	124
<i>Freedom of Information Act 1982</i>	100
<i>Local Jobs Act 2003</i>	84
<i>Protected Disclosure Act 2012</i>	94
<i>Public Administration Act 2004</i>	78, 124
<i>Public Interest Disclosure Act 2012</i>	94
<i>Victorian Industry Participation Policy Act 2003</i>	84

